



STATISTICS
BACK-UP

68()

REPUBLIC OF SOUTH AFRICA
BUREAU OF STATISTICS

REPUBLIEK VAN SUID-AFRIKA
BURO VIR STATISTIEK

POPULATION CENSUS

6th SEPTEMBER, 1960

BEVOLKINGSSENSUS

6 SEPTEMBER 1960

VOLUME 2, No. 9

BOEKDEEL 2, No. 9

R E P O R T

V E R S L A G

ON THE

OOR DIE

METROPOLITAN AREA

METROPOLITAANSE GEBIED

OF JOHANNESBURG

VAN JOHANNESBURG

PRICE 30c PRYS

OVERSEAS 40c OORSEE

Post Free — Posvry



POPULATION CENSUS
6TH SEPTEMBER, 1960

EVOLKINGSSENSUS
6 SEPTEMBER 1960


VOLUME 2, NO. 9

BOEKDEEL 2, NO. 9

REPORT
ON THE
METROPOLITAN AREA
OF
JOHANNESBURG



VERSLAG
OOR DIE
METROPOLITAANSE GEBIED
VAN
JOHANNESBURG

STATS



STATISTICS
BACK-UP

686



PREFACE

This Report on the Metropolitan Area of Johannesburg, is one of a series of fourteen similar reports which are being published in respect of the metropolitan areas. The other metropolitan areas are Cape Town, Durban, Vanderbijlpark/Vereeniging, O.F.S. Goldfields, Germiston, East Rand, West Rand, Pretoria, Port Elizabeth, Bloemfontein, East London, Kimberley and Pietermaritzburg.

A metropolitan area is generally defined as an urban complex consisting of a parent municipality, together with the adjoining areas which are urban in character, and which are economically and socially linked with the parent town. In the case of Johannesburg, the metropolitan area comprises the following:-

Johannesburg district: Whole district.
Germiston district: Glenhazel, Glenhazel No. 1, Senderwood and Essexwold, Viewcrest.
Kempton Park district: Bergvallei, Klipfontein, Lombardy
Roodepoort district: Northcliff, Blackheath, Fairland, Berario.

This Report has been compiled from the results of the Population Census which was taken on the 6th September, 1960. The tables contain, inter alia, information concerning attributes such as age, marital status, home language, official language, place of birth, citizenship, religion, level of education, industry, identity of employer, work status, income, etc., or combinations thereof.

D.P.J. BOTHA
DIRECTOR OF STATISTICS

PRETORIA

FEBRUARY, 1966

VOORWOORD

Hierdie verslag oor die metropolitaanse gebied van Johannesburg is een van 'n reeks van veertien soorgelyke verslae wat ten opsigte van die metropolitaanse gebiede gepubliseer word. Die ander metropolitaanse gebiede is Kaapstad, Durban, Vanderbijlpark/Vereeniging, O.V.S. Goudvelde, Germiston, Oos-Rand, Wes-Rand, Pretoria, Port Elizabeth, Bloemfontein, Oos-Londen, Kimberley en Pietermaritzburg.

'n Metropolitaanse gebied word in die algemeen omskryf as 'n stedelike kompleks wat bestaan uit 'n moedermunisipaliteit tesame met die aangrensende gebiede wat stedelik van aard is en wat ekonomies en maatskaplik aan die moederstad gekoppel is. In die geval van Johannesburg bestaan die metropolitaanse gebied uit die volgende:-

Johannesburg distrik: Hele distrik.
Germiston distrik: Glenhazel, Glenhazel No. 1, Senderwood en Essexwold, Viewcrest.
Kempton Park distrik: Bergvallei, Klipfontein, Lombardy.
Roodepoort distrik: Northcliff, Blackheath, Fairland, Berario.

Die verslag is opgestel uit die resultate van die Bevolkingsensus wat op 6 September 1960 gehou is. Die tabelle bevat ondermeer inligting oor eienskappe soos ouderdom, huwelikstaat, huistaal, amptelike tale, geboorteplek, burgerskap, godsdiens, onderwyspeil, nywerheid, beroep, identiteit van werkgewer, werkstatus, inkomste, ens., of kombinasies daarvan.

D.P.J. BOTHA
DIREKTEUR VAN STATISTIEK

PRETORIA

FEBRUARIE 1966

CONTENTS

Table number				Page			
Whites	Coloureds	Asiatics	Bantu	Whites	Coloureds	Asiatics	Bantu
				iii	iii	iii	iii
				vi	vi	vi	vi
				xvi	xvi	xvi	xvi
Statistical tables:							
1	1	1	1	1	1	1	1
2	2	2	2	2	2	2	2
3	3	3	3	8	8	8	8
4	4	4	4	14	14	14	14
5	24	38	52	16	81	107	131
6	25	39		17	82	108	
			53				132
7	26	40		18	83	109	
			54				134
			55				136
			56				142
8				20			
	27	41	57		84	111	148
9				22			
10	28	42	58	24	85	112	149
11	29	43	59	25	86	113	150
			60				152
12				27			
	30	44	61		87	114	153
13				29			
	31	45	62		88	115	154
14	32	46		31	90	117	
15	33	47	63	33	92	119	156
16				35			
17				41			
18				49			
	34	48	64		94	121	158
19	35	49		55	96	123	
20				59			
21				67			
	36	50	65		100	127	160
22	37	51	66	75	104	129	164
23				79			

INHOUD

Tabelnommer				Bladsy			
Blankes	Kleurlinge	Asiate	Bantoës	Blankes	Kleurlinge	Asiate	Bantoës
				iii	iii	iii	iii
				x	x	x	x
				xvi	xvi	xvi	xvi
Statistiese tabelle:							
1	1	1	1	1	1	1	1
2	2	2	2	2	2	2	2
3	3	3	3	8	8	8	8
4	4	4	4	14	14	14	14
5	24	38	52	16	81	107	131
6	25	39		17	82	108	
			53				132
7	26	40		18	83	109	
			54				134
			55				136
			56				142
8				20			
	27	41	57		84	111	148
9				22			
10	28	42	58	24	85	112	149
11	29	43	59	25	86	113	150
			60				152
12				27			
	30	44	61		87	114	153
13				29			
	31	45	62		88	115	154
14	32	46		31	90	117	
15	33	47	63	33	92	119	156
16				35			
17				41			
18				49			
	34	48	64		94	121	158
19	35	49		55	96	123	
20				59			
21				67			
	36	50	65		100	127	160
22	37	51	66	75	104	129	164
23				79			

EXPLANATORY NOTES

1. Comparability: The total population of the metropolitan area, as shown in this report, differs slightly from that reflected in the report "Geographical Distribution of the Population, 1960". The main reason for this deviation is that, whereas foreign visitors were included in the latter report, such visitors have been excluded from all the tables in this report, with the exception of Table 23. It should further be noted that the statistics contained in this report have been machine-processed, which necessarily resulted in small differences. This also accounts for the differences, in some cases, between tables. These deviations are, however, relatively insignificant, and can therefore be ignored.

2. Marital status: "Married" includes "living together".

3. Religion: As far as the reliability of the data is concerned, it must be noted that:

- (i) many persons may have stated their religion as belonging to a specific church although they may, in fact, only be followers of that church and not necessarily members;
- (ii) children are usually enumerated as belonging to the same church as their parents, although they may not necessarily be members of, nor have they even been baptised in, that church;
- (iii) persons not being active members, are often not acquainted with the correct denomination of their church and may consequently be incorrectly classified.

All the Bantu separatist churches are included under "Bantu Christian Churches", as it was not possible to distinguish, from the scant information furnished on the questionnaire, between the several hundreds of Bantu churches.

4. Level of education: The figures refer to the highest level of education for which recognition has been obtained and relate to the total population and not only the school-going population.

- (i) Academic or general courses: Where the training is primarily of cultural value and the course has not been specially compiled for a specific profession or calling, e.g. B.A. and B.Sc., but also M.A. and M.Sc., and D.Sc. and Ph.D., notwithstanding that in the case of master's and doctor's degrees the person might have specialised in a certain subject.
- (ii) Professional or vocational courses: Where the title indicates that the course has been compiled for a specific profession or vocation, e.g. B.Sc. (eng.) B.Com., B.A. LL.B., B.Ed., D.Sc. (eng.), etc.

5. Nature of Education relates to persons who have obtained a post-school qualification (degrees, diplomas or certificates). The relevant tables indicate the nature of the degree, diploma or certificate obtained.

6. Type of dwelling: The figures are in respect of the type of dwelling in which a person normally lives and not the dwelling in which he was present on census day. The following types of dwelling merit further explanation:

- (i) Institutions - where persons reside for long periods, e.g. mental and leper institutions, central prison, homes for the aged and homes for the chronically ill, orphanages, etc.
- (ii) "Other communal dwellings" - include barracks, quarters and similar communal dwellings, hostels, etc.
- (iii) "Other" - includes hut, tent, caravan, servant's room, outside room, etc.

7. Economically active: The economically active population includes employers, self-employed workers, employees and persons who stated that they were unemployed or were presumed to be unemployed.

8. Not economically active: The not economically active population includes housewives, scholars, chronic invalids, retired persons, etc.

9. Unemployed and unspecified: This item forms part of the economically active population and includes persons who indicated that they were unemployed at the time of Census enumeration, together with persons who were presumably on the labour market and who indicated no occupation or industry on the return.

10. Industry divisions: With the exception of Table 2, which reflects figures in respect of a more detailed list of industries, only eleven major industry divisions are dealt with in this report. The classification of industries is based on the "International Standard Classification of All Economic Activities", as compiled by the United Nations, with necessary adjustments for local conditions.

The following is only an indication of what is included under the various industry divisions, and for a more complete description, Table 2 should be consulted.

- (i) Agriculture: Agriculture, forestry, hunting and fishing, including agricultural services such as veterinary services and diverse services, e.g. spraying of crops, harvesting, threshing, etc., if carried out as a separate business.

(ii) Mining: Mining and quarrying.

(iii) Manufacturing: Includes enterprises which generally carry out specialised repairs to motor vehicles, such as panel beating, spray painting, welding, repair of radiators, etc.

(iv) Construction which includes building, repairing and demolishing buildings, as well as construction engineering works.

(v) Electricity: Electricity, gas, water and sanitary services, which include the generation of electricity and production of gas and the distribution thereof, as well as storage, purification and distribution of water. Sanitary services include those undertaken by local authorities as well as by private contractors.

(vi) Commerce which includes:

(a) Wholesale and retail trade.

(b) Motor trade which, in addition to the sale and purchase of motor cars, dealers in spare parts, wholesale distributors of motor vehicles, dealers in tyres, etc., includes general garages with workshops.

(c) "Other": This category includes, inter alia, banks, insurers and other financial institutions, as well as undertakings dealing with fixed property.

(vii) Transport: Transport, storage and communication, which includes public and private transport, with the exception of those divisions of the South African Railways which are classified under other appropriate divisions, e.g. design and works (construction), workshops (manufacturing), etc.

(viii) Services: (Government, business, recreational and other services.) This division includes the Public Service, provincial administrations and local authorities, with the exception of those departments or divisions which have been separately classified under other appropriate industry divisions. Also included are educational, medical and health services, and research and scientific institutions, which usually undertake research in various directions on a non-profit basis. It further includes religious, welfare and labour organisations; organisations for the advancement of business interests; cultural and political organisations; business services comprising architects, engineers, land surveyors, legal services, and accountancy services; recreational and amusement services and other services such as domestic, catering and accommodation services, laundries and toilet services.

11. Occupation groups: Only Table 3 contains figures for a more detailed list of occupations. For the rest, only fourteen major occupation groups are distinguished. The classification of occupations used for the purposes of this report is based on the "International Standard Classification of Occupations", as compiled by the International Labour Organisation, with necessary adjustments for local conditions. The basis of the classification of each occupation is the nature of the work done. There are, therefore, occupations such as clerk, typist, driver of motor vehicles, etc., which occur in almost all of the various industry groups. On the other hand, there are certain occupations with the same designation, but which are variously classified according to the industry, e.g. driver, machine minder, mechanic, electrician, upholsterer, etc. Thus the nature of the work in these cases is closely related to the industry.

For a more complete reflection of what is included under the various major occupational groups, Table 3 may be consulted. In interpreting the data, it must be borne in mind that the data are not always limited to the occupation indicated; e.g. electrician includes related workers in electricity, etc.

However, the following major occupation groups merit further explanation:-

(i) Administrative, executive and managerial worker:-

(a) Public administrative official relates to administrative officials in the Public Service, provincial administrations and local authorities.

(b) Managerial worker relates to directors, managers and working proprietors in private enterprises. Working proprietors in the wholesale and retail trade, however, are included under the major occupational group "sales worker", while farmers and farm managers fall under the major occupational group "farmer, fisherman, forester and related worker". An accurate classification of these occupations was not always possible, since the information supplied on the returns was inadequate in a large number of cases.

(ii) Artisan, production worker and labourer:

- (a) Artisan and production worker: This major occupation group includes skilled artisans and production workers, as well as semi-skilled and unskilled production workers. Apprentices are also included.
- (b) Labourer: With the exception of farm labourers, who are included under the major occupational group "farmer, fisherman, forester and related worker", all other labourers, whether in mining, manufacturing, or construction, etc., are included under this major occupational group. It must be borne in mind that, because of inadequate information, an accurate classification was not always possible, especially in the case of Bantu. The general term "labourer" was used in many returns and was classified as such, although the code list made provision for more appropriate classifications. Where these other occupations such as filling station assistant, cleaner of offices or buildings, etc., could be identified, they were classified accordingly.

- (iii) Service, sport and recreation worker includes a number of divergent occupations for service workers. Included are police officers, prison officers, traffic inspectors, supervisors, cleaners of offices and other buildings, domestic servants, cooks, etc., in private households as well as in hotels, boarding-houses, etc., waiters, barmen, hairdressers and other toilet service workers, laundry workers, undertakers, amusement, recreation and other sport workers.

12. Identity of employer comprises the following groups:

(i) Public authorities:

- (a) The Government
- (b) Provincial administrations
- (c) Local authorities established in terms of local Government Ordinances, the Cape divisional councils and all other local authorities (Peri-urban Areas Health Board, Natal Health Commission, etc.)
- (d) Bantu authorities (tribal, regional and area) and Bantu Resettlement Board.

(ii) Subordinate public authorities: This group includes the Group Areas Board, S.A. Bantu Trust, etc.

- (iii) Subsidised institutions: Included are the Council for Scientific and Industrial Research (C.S.I.R.); the South African Bureau of Standards (S.A.B.S.); universities and certain technical colleges; national art galleries, botanical and zoological gardens; museums, libraries; National Parks Board of Trustees; S.A. Tourist Corporation, etc.

(iv) Public corporations:

- (a) S.A. Railways and Harbours, S.A. Airways.
- (b) "Other" includes Electricity Supply Commission (ESCOM), Rand Water Board, S.A. Reserve Bank, the Land and Agricultural Bank, the Industrial Development Corporation, the Fisheries Development Corporation, the Bantu Investment Corporation, the S.A. Coal, Oil and Gas Corporation (SASOL) Phosphate Development Corporation (Pty.) Ltd., S.A. Iron and Steel Industrial Corporation, Ltd. (ISCOR) and the Klipfontein Organic Products Corporation, etc.

- (v) Private Business Enterprises: Include agriculture, mining, manufacturing, construction, finance, commerce (including agricultural control boards), transport, catering, accommodation and other service industries; societies and federations for the advancement of business interests; institutes for specific industrial research, etc.

(vi) Private households.

- (vii) Non-profit organisations: Include societies, clubs and other groups of persons who have associated for educational, cultural, recreational, welfare, religious, charitable and other purposes; trade unions, etc.

13. Work status:

- (i) Employer: Includes self-employed and family workers.
- (ii) Employee: Includes persons who might presumably have been connected with the labour force. Where "unemployed" was not shown as a separate group, it was included hereunder.
- (iii) Unemployed: Includes persons who indicated that they were unemployed and who were presumed to be unemployed.
- (iv) Other: Relates to the not economically active population, and includes persons who were presumed not to be in the labour force, e.g. housewives, children, chronic invalids, pensioners, etc.

14. Income: In the questionnaire for the Population Census of 1960, which had to be completed by Whites, Coloureds and Asiatics, it was requested that, as far as income was concerned, persons should indicate their total income during the 12 months immediately preceding 6th September, 1960, or if so preferred, for the 12 months ended 30th June, 1960.

In the instructions to householders, "income" was defined as follows:-

"Income: Salary and wage earners must show the gross income, that is, including deductions for pension, insurance, medical-aid schemes, etc. Farmers, businessmen and professional men must show the net income, that is, the expenses incurred in earning the income must be deducted. In addition to earned income, the following must be included:- (i) pensions, dividends, interest and other regular income; (ii) the value of free or privileged quarters and/or rations; and (iii) the value of self-produced agricultural and pastoral products (including livestock and poultry) consumed by the family.

Do not include: (i) irregular or abnormal income such as inheritances, matured insurance policies, gratuities, etc.; (ii) household allowances and pocket-money transferred from one member of the family to another".

The question concerning "income" is one of the more difficult questions in a population census. This is because, for no apparent reason whatsoever, people not only neglect to answer the question, but they also supply information which is not always in accordance with the definition. In addition, the income indicated is not always for the full twelve months, because a number of persons were not economically active for the full period, e.g. students and scholars who completed their studies and started work during the period concerned. However, the information received, provides a reasonable indication of the income.

It must also be noted that "No income" includes not economically active persons such as children, housewives, etc.

15. Domicile: In table 56 which relates to Bantu only, the "area of domicile" is combined with "type of area". Both characteristics are concerned with permanent residence; the former indicates where the permanent residence is, and the latter relates to the type of area within the specific area of domicile. For a description of the economic regions referred to in the table, consult the map and guide at the beginning of this report.

16. Area of enumeration: Table 55 which relates to Bantu only, indicates the type of area in which the persons were enumerated. The following types of areas merit further explanation:

- (i) Other urban areas: Residential areas within the municipal boundaries but excluding municipal locations and compounds.
- (ii) Sub-urban areas: Residential areas adjoining the municipal area but excluding municipal locations and compounds.
- (iii) Government areas: Include agricultural colleges, training and experimental farms, forestry and labour colonies, etc.
- (iv) Other: Includes ship and railway passengers.

17. Improbable combinations: It should be noted that some information furnished on the census forms was sometimes apparently incorrect, since it did not agree with other information on the forms. These inconsistencies were not solved by the Bureau in all cases and consequently some are reflected in tables such as those where combinations of industry and identity of employer; industry and occupation; occupation and level of education, etc., are shown.

18. Country of birth: The names of the following countries have been changed since the date of the Census:-

Northern Rhodesia has become Zambia

Nyasaland has become Malawi

Tanganyika has become Tanzania

19. Abbreviations and symbols:

M.	:	Male
F.	:	Female
T.	:	Total
Std.	:	Standard
E.g.	:	For example
Etc.	:	Et cetera
Dip.	:	Diploma
N.e.c.	:	Not elsewhere classified
S.A.R. & H.	:	South African Railways and Harbours
S.A.A.	:	South African Airways
S. African	:	South African

S. Africa	: South Africa
S.A.	: South Africa
O.F.S.	: Orange Free State
?	: Unspecified
-	: A minus sign before a figure means "less than", e.g. -20 means less than 20
+	: A plus sign after a figure means "and over", e.g. 65+ means 65 and over.
-	: Nil or not applicable

VERDUIDELIKENDE OPMERKINGS

- Vergelykbaarheid:** Die totale bevolking van die metropolitaanse gebied soos in hierdie verslag getoon, verskil in 'n geringe mate van dié gepubliseer in die verslag "Geografiese Indeling van die Bevolking - 1960". Die vernaamste rede vir hierdie afwyking is dat terwyl buitelandse besoekers by laasgenoemde verslag ingesluit is, sodanige besoekers in alle tabelle, uitgesonderd tabel 23 van hierdie verslag, uitgesluit is. Voorts moet daar ook op gewys word dat die statistieke in hierdie verslag vervat, masjinaal verwerk is wat noodwendig tot gevolg het dat daar klein verskille voorkom. Dit is dan ook die rede waarom in sommige gevalle in hierdie verslag tabelle van mekaar verskil. Relatief gesproke is hierdie afwykings egter onbeduidend en kan dus ignoreer word.
- Huwelikstaat:** "Getroud" sluit in "leef saam".
- Godsdiens:** Wat die betroubaarheid van die gegewens betref, moet daar op gelet word dat:
 - baie persone hulle godsdiens opgegee het as behorende tot 'n spesifieke kerk hoewel hulle in werklikheid slegs aanhangers van daardie kerk is en nie noodwendig lidmate nie;
 - kinders gewoonlik opgegee word as behorende tot dieselfde kerk as hul ouers hoewel hulle nie noodwendig lidmate is nie of selfs nie eers in daardie kerk gedoop is nie;
 - persone wat nie aktiewe lidmate is nie, dikwels nie bekend is met die juiste benaming van hulle kerk nie en gevolglik nie reg geklassifiseer is nie.

Al die Bantoeseparatistekerke word onder "Bantoe-Christenkerke" saamgevat aangesien dit nie moontlik was om uit die beperkte inligting wat dikwels op die vraelyste aangegee is, tussen die etlike honderde Bantoekeke te onderskei nie.
- Onderwyspeil:** Die syfers verwys na die hoogste onderwyspeil waarvoor erkenning gekry is en het betrekking op die totale bevolking en nie net op die skoolgaande bevolking nie.
 - Akademie of algemene kursus:** Waar die opleiding allereers van 'n kulturele waarde is en die kursus nie spesifiek opgestel is vir 'n bepaalde profesie of beroep nie, bv. B.A. en B.Sc., maar ook M.A. en M.Sc., en D.Sc. en Ph.D., niesteenstaande in die geval van meesters- en doktorsgrade die persoon moontlik gespesialiseer het in 'n bepaalde onderwerp.
 - Professionele of beroepskursus:** Dit is waar die titel aandui dat die kursus opgestel is vir 'n spesifieke profesie of beroep bv. B.Sc. (Ing.), B.Com., B.A.L.L.B., B.Ed., D.Sc. (Ing.), ens.
- Aard van onderwys** het betrekking op persone wat die een of ander naskoolse kwalifikasie (grade, diplomas of sertifikate) verwerf het. In die betrokke tabel word die bepaalde rigting waarin sodanige grade, diplomas of sertifikate verwerf is, aangedui.
- Tipe woning:** Die syfers het betrekking op die tipe woning waar 'n persoon normaalweg woon en nie die woning waarin hy hom op sensusdag bevind het nie.

Die volgende tipe wonings verdien verdere verduideliking:

- Inrigtings** - waar persone vir lang tydperke inwoon, byvoorbeeld sielsieke- en leprosegestigte, sentrale gevangenis, ouetehuse en tuistes vir die wat chronies siek is, weeshuise, ens.

- "Ander gemeenskaplike wonings" - sluit in barakke, kwartiere en soortgelyke gemeenskaplike wonings, koshuise, ens.
- "Ander" - sluit in hut, tent, karavaan, bediendekamer, buitekamer, ens.

- Ekonomies bedrywig:** Die ekonomies bedrywige bevolking sluit in werkgewers, werkers vir eie rekening, werknemers en persone wat hulle opgegee het as werkloos, of veronderstel is om werkloos te wees.
- Nie-ekonomies bedrywig:** Die nie-ekonomies bedrywige bevolking sluit huisvrouens, skoliere, chroniese invalides, afgetredenes, ens., in.
- Werkloos en ongespesifiseer:** Hierdie item maak deel uit van die ekonomies bedrywige bevolking en sluit in persone wat aangedui het dat hulle werkloos is ten tye van die sensusopname, asook persone wat vermoedelik in die arbeidsmark is en wat geen beroep en/of nywerheid in die opgawe vermeld het nie.
- Nywerheidsafdelings:** Met uitsondering van tabel 2 wat syfers ten opsigte van 'n meer gedetailleerde lys van nywerhede verstrek, word daar in hierdie verslag slegs elf hoof-nywerheidsafdelings onderskei. Die nywerheidsklassifikasie is gebaseer op die "International Standard Classification of All Economic Activities" soos deur die Verenigde Volke opgestel, met die nodige aanpassings vir plaaslike omstandighede.

Die volgende is slegs 'n aanduiding van wat by die verskillende nywerheidsafdelings ingesluit is en vir 'n vollediger omskrywing is dit nodig dat tabel 2 geraadpleeg word.

- Landbou:** Landbou, bosbou, jag en visvangs, insluitende landboudienste waaronder veeartsenykundige dienste en diverse landboudienste soos bespuiting van gesaaides, oes, dors, ens., indien dit as 'n afsonderlike besigheid beoefen word.
 - Mynwese:** Mynwese en steengroefwerk.
 - Fabriekswese:** Sluit in ondernemings wat gespesialiseerde herstelwerk aan motorvoertuie in die algemeen doen, byvoorbeeld duikklopping, spuitskilderwerk, sweis, herstel van verkoelers, ens.
 - Konstruksie** wat insluit bou, herstel en sloop van geboue sowel as boukundige ingenieurswerke.
 - Elektrisiteit:** Elektrisiteit, gas, water en sanitêre dienste wat insluit die opwekking van elektrisiteit en gasontwikkeling en die distribusie daarvan, asook die opgraving, suiwing en distribusie van water. Sanitêre dienste sluit in dié wat onderneem word deur plaaslike owerhede sowel as private kontrakteurs.
 - Handel** waarby ingesluit is:
 - Groot- en kleinhandel.**
 - Motorhandel** wat benewens die koop en verkoop van motors, handelaars in reserwedele, groothandeldistribueerders van motorvoertuie, handelaars in buitebande, ens., ook algemene garages met werkwinkels insluit.
 - "Ander":** Hierdie afdeling sluit onder andere in banke, versekeraars en ander finansiële instellings, asook ondernemings wat vaste eiendom hanteer.
 - Vervoer:** Vervoer, opberging en kommunikasie wat insluit openbare en private vervoer, uitgesonderd daardie afdelings van die Suid-Afrikaanse Spoorweë wat in ander toepaslike afdelings geklassifiseer is, bv. aanleg en werke (konstruksie), werkwinkels (fabriekswese), ens.
 - Dienste:** (Staats-, besigheids-, ontspannings- en ander dienste.) Hierdie afdeling sluit in die Staatsdiens, provinsiale administrasies en plaaslike owerhede, met uitsondering van daardie departemente of afdelings wat afsonderlik onder ander toepaslike nywerheidsafdelings geklassifiseer is. Dit sluit ook in opvoedkundige, mediese en gesondheidsdienste, asook navorsings- en wetenskaplike instellings wat gewoonlik op 'n nie-winsgewende basis navorsing in verskillende rigtings onderneem. Verder sluit dit in godsdienstige, welsyns- en arbeidsorganisasies; organisasies vir die bevordering van besigheidsbelange; kulturele en politieke organisasies; besigheidsdienste waaronder argitekte, ingenieurs, landmeters, regs- en rekeningkundige dienste; ontspannings- en vermaaklikheidsdienste en ander dienste soos huishoudelike, verversings- en akkommodasiedienste, wasserye en toilet dienste.
- Beroepsgroepe:** Slegs in tabel 3 word vir 'n meer gedetailleerde lys van beroepe verstrek. Oorigens word slegs veertien hoof-beroepsgroepe onderskei. Die beroepsklassifikasie wat vir die doel van hierdie verslag gebruik is, is gebaseer op die "International Standard Classification of Occupations", soos deur die Internasionale Arbeidsorganisasie opgestel, met die nodige aanpassings vir plaaslike omstandighede. Die basis van die klassifikasie van elke beroep is die aard van die werk verrig. Daar is dus beroepe soos klerk, tikster, bestuurder van motorvoertuie, ens., wat bykans in al die verskillende nywerheidsafdelings voorkom. Andersyds is daar sekere beroepe met dieselfde benaming maar wat verskillend geklassifiseer word na gelang van die nywerheid. Voorbeelde hiervan

is masjins, masjienbediener, werktuigkundige, elektrisiën, stoffeerder, ens. Die aard van die werk hang dus in hierdie gevalle nou saam met die nywerheid.

Vir 'n vollediger beeld van wat onder die verskillende hoof-beroeps-groepe ingesluit word, kan tabel 3 geraadpleeg word. By die vertolking van die gegewens moet daar in gedagte gehou word dat die gegewens nie altyd beperk is tot die beroep wat aangegee is nie; elektrisiën, byvoorbeeld, sluit verwante elektrisiteitswerkers in, ens. Die volgende hoof-beroeps-groepe verdien egter verdere verduideliking:

(i) Administratiewe, uitvoerende en besturende werker:

(a) Openbare administratiewe beampte het betrekking op administratiewe beamptes in diens van die Staat, provinsiale administrasies en plaaslike owerhede.

(b) Besturende werker het betrekking op direkteure, bestuurders en werkende eienaars in private ondernemings. Werken-de eienaars in die groot- en kleinhandel is egter ingesluit by die hoofberoeps-groep "verkoopswerker", terwyl boere en plaasbestuurders ingesluit is by die hoof-beroeps-groep "boer, visser, bosbou- en verwante werker". 'n Noukeurige klassifikasie van hierdie beroepe was nie altyd moontlik nie omdat die inligting wat in die opgawes verstrek is in baie gevalle onvoldoende was.

(ii) Ambagsman, produksiewerker en arbeider:

(a) Ambagsman en produksiewerker: Hierdie hoofberoeps-groep sluit geskoolde ambagsmanne en produksiewerkers in, asook halfgeskoolde en ongeskoolde produksiewerkers. Vakleerlinge is ook hierby ingesluit.

(b) Arbeider: Met uitsondering van plaasarbeiders wat by die hoof-beroeps-groep "boer, visser, bosbou- en verwante werker" ingesluit is, is alle ander arbeiders, hetsy in mynswese, fabriekswese of konstruksie, ens., by hierdie hoof-beroeps-groep ingesluit. Daar moet in gedagte gehou word dat by gebrek aan voldoende inligting, 'n noukeurige klassifisering nie altyd moontlik was nie, veral in die geval van Bantoes. Die algemene uitdrukking "arbeider" is in baie gevalle in die opgawes gebruik en as sodanig geklassifiseer, alhoewel die kodelys voorsiening maak vir meer toepaslike indelings. Waar hierdie ander beroepe soos vulstasie-assistent, skoonmaker van kantore of geboue, ens., geïdentifiseer kon word, is hulle as sodanig geklassifiseer.

(iii) Diens-, sport- en ontspanningswerker sluit 'n aantal uiteenlopende beroepe ten opsigte van dienswerkers in. Dit sluit in polisiebeamptes; gevangenisbeamptes; verkeersinspekteurs; opsigters; skoonmakers van kantore en ander geboue; huisbediendes, koks, ens., in private huishoudings sowel as in hotelle, losieshuise, ens.; kelners; kroegmanne; haarkappers en ander toilet-dienswerkers; wasserywerkers; lykbesorgers; vermaaklikheids-, ontspannings- en ander sportwerkers.

12. Identiteit van werkgewer omvat die volgende groepe:

(i) Openbare owerhede:

- (a) Regering
- (b) Provinsiale administrasies
- (c) Plaaslike owerhede ingestel kragtens Ordonnansies op plaaslike bestuur, die Kaapse afdelingsrade en alle ander plaaslike owerhede (Gesondheidsraad vir Buitestedelike Gebiede, Natalse Gesondheidskommissie, ens.).
- (d) Bantoe-owerhede (stam-, streeks- en gebieds-) en die Bantoehervestigingsraad.

(ii) Ondergeskikte openbare owerhede: Hierdie groep sluit in die Groepsgebiederaad, S.A. Bantoe-trust, ens.

(iii) Gesubsidieerde instellings: Hierby word ingesluit die Wetenskaplike en Nywerheidsnavorsingsraad (W.N.N.R.), Suid-Afrikaanse Buro vir Standaard (S.A.B.S.), universiteite en sekere tegniese kolleges; nasionale kunsgalerie, botaniese en dieretuine; museums, biblioteke; Raad van Kuratore vir Nasionale Parke; S.A. Toetistekorporasie, ens.

(iv) Openbare korporasies:

- (a) S.A. Spoorweë en Hawens, S.A. Lugdiens.
- (b) "Ander" sluit in Elektrisiteitsvoorsieningskommissie (Eskom.), Randwaterraad, S.A. Reserwebank, Land- en Landboubank, Nywerheidsontwikkelingskorporasie, Vissery-ontwikkelingskorporasie, Bantoebeleggingskorporasie, S.A. Steenkool-, Olie- en Gaskorporasie (Sasol), Fosfaatontginningskorporasie (Edms.) Bpk., S.A. Yster en Staal Industriële Korporasie Bpk. (Yskor) en Klipfontein Organiese Produktekorporasie, ens.

(v) Private besigheidsondernemings: Sluit in landbou, mynswese, fabriekswese, konstruksie, finansies, handel (insluitende landboubeheerrade), vervoer, verversings, akkommodasie en ander diensnywerhede; verenigings en federasies vir die bevordering van besigheidsbelange; institute vir spesifieke nywerheidsnavorsing, ens.

(vi) Private huishoudings.

(vii) Nie-winssoekende organisasies: Sluit in verenigings, klubs en ander groepe van persone wat verenig vir opvoedkundige, kulturele, ontspannings-, welsyns-, godsdienstige, liefdadigheds- en ander doeleindes; vakverenigings, ens.

13. Werkstatus:

(i) Werkgewer: Sluit ook in persone wat vir eie rekening werk asook gesinswerkers.

(ii) Werknemer: Sluit ook in persone wat, na veronderstel is, moontlik in die arbeidsmag betrokke was. Waar "werkloos" nie as 'n afsonderlike groep getoon word nie word dit hierby ingesluit.

(iii) Werkloos: Sluit in persone wat hulle as werkloos opgegee het en wat, na veronderstel is, werkloos was.

(iv) "Ander" het betrekking op die nie-ekonomies bedrywige bevolking en sluit in persone wat, na veronderstel is, nie in die arbeidsmag betrokke was nie soos huisvrouens, kinders, chroniese invalides, pensioentrekkers, ens.

14. Inkomste: Die vraelys vir die Bevolkingsensus van 1960 wat deur Blankes, Kleurlinge en Asiëte ingevul moes word, het, wat inkomste betref, persone versoek om hulle totale inkomste gedurende die 12 maande wat 6 September 1960 onmiddellik voorafgegaan het of, indien verkies, vir die 12 maande geëindig 30 Junie 1960, aan te dui.

In die instruksies aan huishouers is "inkomste" as volg gedefinieer:-

"Inkomste: Salaris- en loontrekkers moet die bruto inkomste aantoon, dit is insluitende aftrekkings ten opsigte van pensioen, versekering, mediese hulpskemas, ens.

Boere, sakelui en persone wat professies beoefen, moet die netto inkomste aantoon, d.w.s. die uitgawes aangegaan ten einde die inkomste te verdien, moet afgetrek word.

By die inkomste wat verdien word, moet ook die volgende gevoeg word:- (i) pensioene, dividende, rente en ander gereelde inkomste; (ii) die waarde van vry of bevoorregte huisvesting en/of rantsoene; en (iii) die waarde van selfgeproduseerde landbou- en veeteeltprodukte (insluitende lewende hawe en pluimvee) wat deur die gesin verbruik is.

Die volgende moet nie ingesluit word nie: (i) ongereelde of buitengewone inkomste soos erfporsies, uitbetaalde versekeringspolisse, skenkings, ens.; (ii) huishoudelike toelaes en sakgeld wat van een lid van die gesin na 'n ander oorgedra word".

Die vraag oor "inkomste" is een van die moeilike vrae in 'n bevolkingsensus, omdat, behalwe dat persone om watter rede ook al nalaat om daarop te antwoord, die inligting wat verstrek is nie altyd in ooreenstemming met die definisie is nie. Daarbenewens is die inkomste wat verstrek is nie altyd vir die volle twaalf maande nie omdat 'n aantal persone nie vir die volle tydperk ekonomies bedrywig was nie, bv. studente en skoliere wat hulle studies voltooi het en gedurende die betrokke tydperk begin werk het. Die gegewens wat verkry word, gee egter 'n redelike aanduiding van die inkomste.

Daar moet ook op gelet word dat "Geen inkomste" nie-ekonomies bedrywige persone soos kinders, huisvrouens, ens., insluit.

15. Domisilie: In tabel 56 wat slegs op Bantoes betrekking het, word "gebied van domisilie" met "soort gebied" gekombineer. Beide karakteristieke het betrekking op die permanente tuiste; eersgenoemde dui aan waar die permanente tuiste is en laasgenoemde het betrekking op die soort gebied binne die bepaalde gebied van domisilie. Vir 'n omskrywing van die ekonomiese streke wat in die tabel voorkom, kyk die kaart en gids voor in hierdie verslag.

16. Gebied van opname: In tabel 55 wat slegs op Bantoes betrekking het, word daar getoon in watter tipe gebied die persone opgeneem is. Die volgende tipes gebiede verdien verdere verduideliking:

(i) Ander stedelike gebiede: Woongebiede binne die munisipale grense maar met uitsluiting van munisipale lokasies en kampongs.

(ii) Substedelike gebiede: Woongebiede grensend aan die munisipale gebied maar met uitsluiting van munisipale lokasies en kampongs.

(iii) Staatsgebiede: Sluit in landboukolleges, opleidings- en proefplase, bosbou- en arbeidsnedersettings, ens.

(iv) Ander: Sluit in skeeps- en spoorwegreisigers.

17. Onwaarskynlike kombinasies: Daar dien op gelet te word dat sommige inligting soos verstrek in die sensusopgawes soms oënskynlik foutief was deurdat dit nie gerym het met ander inligting in die opgawe nie. Die ongerymdhede is nie in alle gevalle deur die Buro opgeklar nie en sommige van hulle word weerspieël in tabelle soos dié waar kombinasies van nywerheid en identiteit van werkgewer;

nywerheid en beroep; beroep en onderwyspeil; ens., getoon word.

18. Land van geboorte: Die benaming van die volgende lande het sedert die datum van die sensus verander:-

Noord-Rhodesië is verander in Zambië.

Nyassaland is verander in Malawi.

Tanganyika is verander in Tanzanië.

19. Afkortings en simbole:

M. : Manlik

V. : Vroulik

T. : Totaal

St. : Standaard

Bv. : Byvoorbeeld

Ens. : Ensovoorts

Dip. : Diploma

N.e.g. : Nie elders gespesifiseer

S.A.S. & H. : Suid-Afrikaanse Spoorweë en Hawens

S.A.L. : Suid-Afrikaanse Lugdiens

S.-Afrikaner : Suid-Afrikaner

S.-Afrika : Suid-Afrika

S.A. : Suid-Afrika

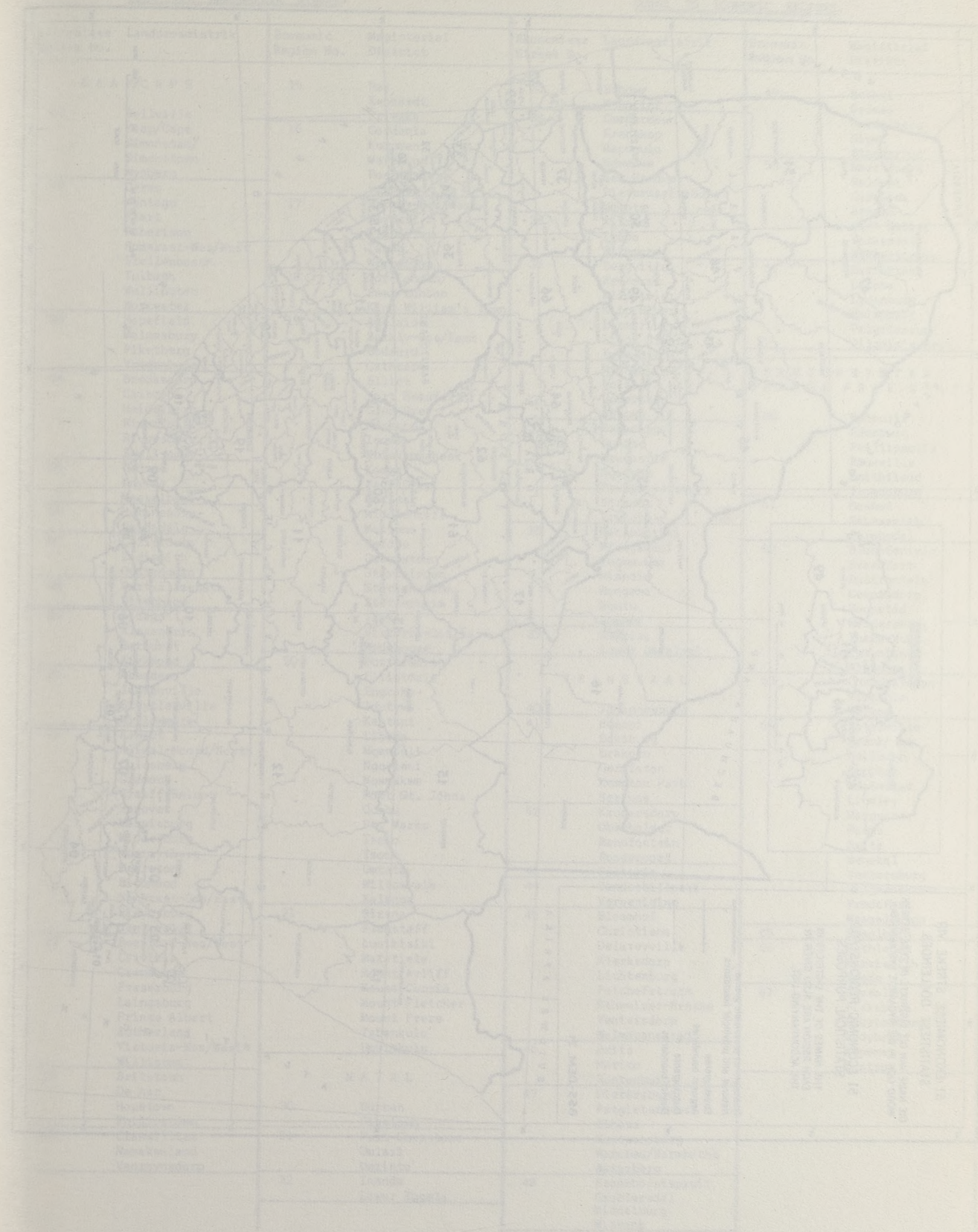
O.V.S. : Oranje-Vrystaat

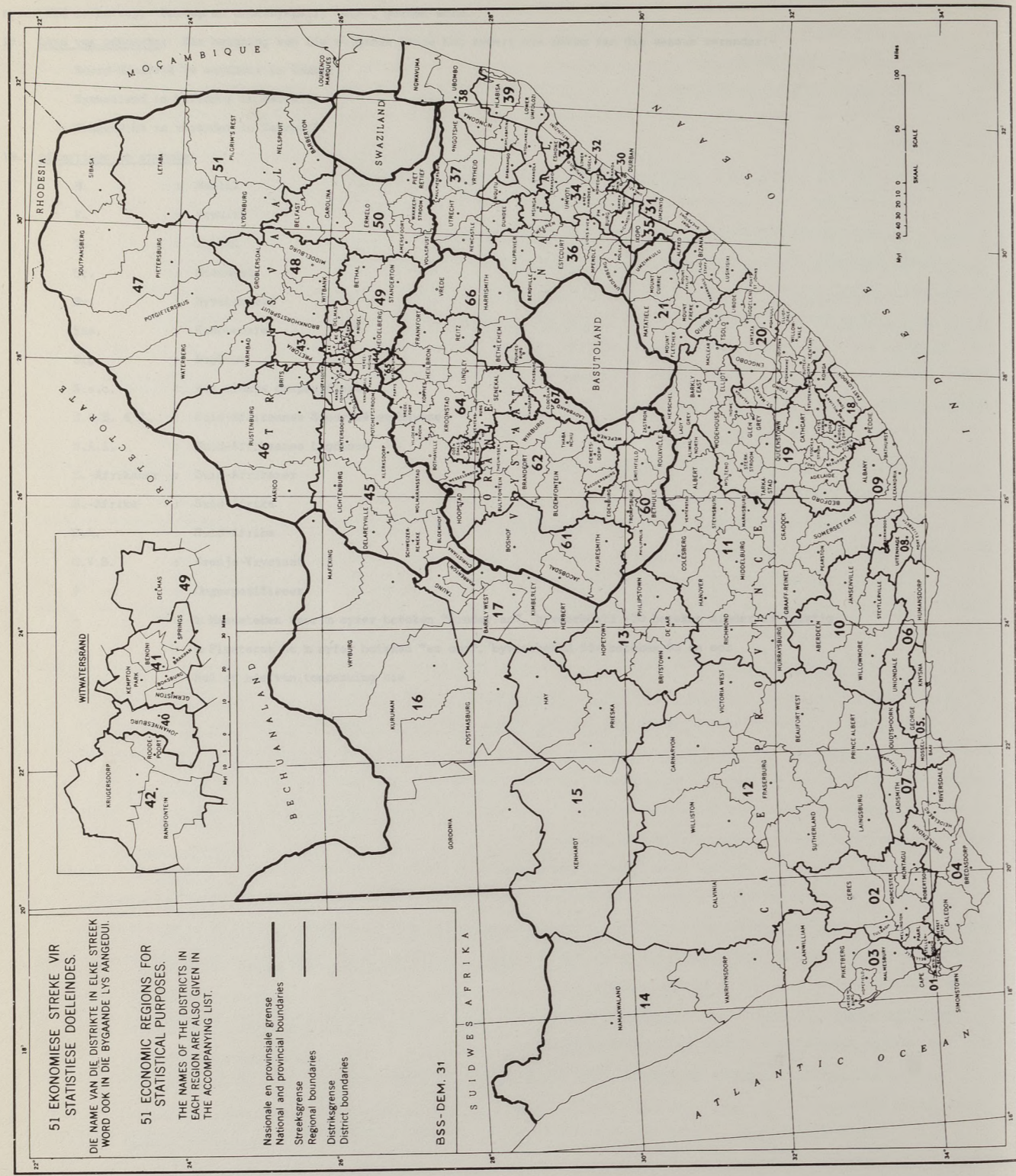
? : Ongespesifiseer

- : 'n Minusteken voor 'n syfer beteken "minder as", byvoorbeeld -20 beteken minder as twintig

+ : 'n Plussteken na 'n syfer beteken "en oor", byvoorbeeld 65+ beteken 65 en oor

- : Nul of nie van toepassing nie





GIDS VIR EKONOMIESE STREEKE.

GUIDE TO ECONOMIC REGIONS.

Ekoniese Streek No.	Landdrostdistrik	Economic Region No.	Magisterial District	Ekoniese Streek No.	Landdrostdistrik	Economic Region No.	Magisterial District							
01	K A A P / C A P E Bellville Kaap/Cape Simonstad/ Simonstown Wynberg	15	Hay	33	Eshowe	49	Bethal							
			Kenhardt		Mtunzini		Delmas							
			Prieska		Camperdown		Heidelberg							
			Gordonia		Kranskop		Nigel							
			Kuruman		Mapumulo		Standerton							
			Mafeking		Ndwedwe		50	Amersfoort						
			Postmasburg		New Hanover			Belfast						
			Vryburg		Pietermaritzburg		Carolina							
			02		Ceres Montagu Paarl Robertson Somerset-Wes/West Stellenbosch Tuibagh Wellington Worcester		17	Barkly-Wes/West	35	Alfred	51	Barberton		
								Herbert		Ixopo		Letaba		
			03		Hopefield Malmesbury Piketberg Vredenburg		19	Adelaide	36	Bergville	51	Lydenburg		
								Barkly-Oos/East		Bedford		Nelspruit		
			04		Bredasdorp Caledon Heidelberg Riversdal/ Riversdale Swellendam		18	King William's Town	37	Mpingwe	60	Pilgrim's Rest		
								Elliot		Msinga		Bethulle		
Fort Beaufort	Polela	Edenburg												
Glen Grey	Underberg	Phillippolis												
Herschel	Weenen	Rouxville												
Indwe	38	Babanango		61		Smithfield								
Keiskammahoek		Dundee				Trompsburg								
Komga	39	Newcastle		62		Utrecht								
Lady Grey		Ngotshe				Boshof								
Maclear	40	Paulpietersburg		63		Fauresmith								
Middledrift		Uitenhage				Jacobsdal								
Molteno	41	Mahlabatini		64		Bloemfontein								
Peddie		Mtonjaneni				Brandfort								
Queenstown	42	Ingwavuma		65		Bultfontein								
Sterkstroom		Nkandla	Dewetsdorp											
Stoekensdorp	43	Nongoma	66	Hoopstad										
Stutterheim		Nqutu		Reddersburg										
Tarka	44	Ubombo	67	Thaba-Nchu										
Victoria-Oos/East		Hlabisa		Theunissen										
Wodehouse	45	Lower Umfolozi	67	Winburg										
10		Butterworth Elliotdale Engcobo Idutywa Kentani Libode Mqanduli Ngqeleni Nqamakwe Port St. Johns Qumbu St. Marks Tsolo Tsomo Umtata Willowvale Xalanga		20	Butterworth	40	T R A N S V A A L		Odendaalsrus					
	Elliotdale		41		Johannesburg		Virginia							
	Engcobo		64		Benoni		Welkom							
	Idutywa				Boksburg		Bothaville							
	Kentani		65		Brakpan		Frankfort							
	Libode				Germiston		Heilbron							
	Mqanduli		66		Kempton Park		Koppies							
	Ngqeleni				Springs		Kroonstad							
	Nqamakwe		67		Krugersdorp		Lindley							
	Port St. Johns				Oberhoizer		Marquard							
	Qumbu		42		Randfontein		Parys							
	St. Marks				Rodepoort		Reitz							
	Tsolo		43		Senekal		Ventersburg							
	Tsomo				Pretoria		Viljoenskroon							
Umtata	44	Vanderbijlpark	Wederfontein											
Willowvale		Vereeniging	Wesselsbron											
Xalanga	45	Bloemhof	65	Sasolburg										
12		Beaufort-Wes/West Calvinia Carnarvon Fraserburg Laingsburg Prince Albert Sutherland Victoria-Wes/West Williston	21	Flagstaff	46	Christiana	66	Bethlehem						
	Lusikisiki			Delareyville		Harrismith								
	Matatiele			Klerksdorp		Vrede								
	Mount Ayliff			Lichtenburg		67		Clocolan						
	Mount Currie			Potchefstroom				Ficksburg						
	Mount Fletcher			Schweizer-Reneke		Fouriesburg								
	Mount Frere			Ventersdorp		Ladybrand								
	Tabankulu			Wolmaransstad		Wepener								
	Umzimkulu			47		Brits		67	Zastron					
	13					Britstown De Aar Hopetown Philipstown			N A T A L	30	Rustenburg	47	Pietersburg	
				Durban				Potgietersrus						
				Pinetown				Sibasa						
				31				Port Shepstone			Umlazi		Soutpansberg	Wambad/Wambaths
32		Inanda	Lower Tugela	Bronkhorstspuit	Groblersdal									
							Middelburg							
					48		Witbank							

ALLE RACES
TABLE 1 - AGE BY RACE

Age groups Ouderdsingsgroepe	Total - Totaal		Whites - Blankes		Coloureds - Kleurlinge		Asiatics - Asiats		Bantu - Bantoes		
	T.	M.	F.-V.	M.	F.-V.	M.	F.-V.	M.	F.-V.	M.	F.-V.
0	29,252	14,394	14,858	4,464	4,401	1,037	1,135	351	387	8,542	8,935
1	28,154	14,306	13,848	4,655	4,377	1,101	1,017	397	403	8,153	8,051
2	27,650	13,807	13,843	4,409	4,319	984	956	365	417	8,049	8,151
3	27,544	13,746	13,798	4,330	4,071	1,030	1,022	427	395	7,959	8,310
4	25,914	12,890	13,024	4,163	3,913	1,002	910	440	385	7,285	7,816
0 - 4	138,514	69,143	69,371	22,021	21,081	5,154	5,040	1,980	1,987	39,988	41,263
5	24,937	12,300	12,637	4,052	3,982	929	864	388	401	6,931	7,390
6	23,999	11,853	12,146	3,970	3,826	910	873	450	429	6,523	7,018
7	23,785	11,757	12,028	3,986	3,754	869	869	441	446	6,461	6,959
8	22,840	11,004	11,836	3,777	3,859	889	837	426	415	5,912	6,725
9	20,787	10,150	10,637	3,821	3,705	752	789	453	442	5,124	5,701
5 - 9	116,348	57,064	59,284	19,606	19,126	4,349	4,232	2,158	2,133	30,951	33,793
10	21,122	10,320	10,802	3,863	3,663	724	809	464	403	5,269	5,927
11	18,943	9,373	9,570	3,805	3,564	715	688	485	395	4,368	4,923
12	20,447	10,035	10,412	3,926	3,796	717	695	446	394	4,946	5,527
13	18,681	9,096	9,585	3,867	3,826	584	616	395	391	4,250	4,752
14	17,662	8,689	8,973	3,825	3,699	542	606	369	334	4,133	4,534
10 - 14	96,855	47,513	49,342	19,086	18,348	3,282	3,414	2,159	1,917	22,986	25,663
15	16,152	7,777	8,375	3,302	3,354	525	563	371	297	3,579	4,161
16	16,784	8,409	8,575	3,360	3,403	511	584	325	321	4,053	4,667
17	16,042	7,971	8,071	3,345	3,310	495	562	334	345	3,799	4,354
18	19,562	10,157	9,205	3,176	3,432	472	536	341	289	6,168	6,748
19	19,592	10,201	9,591	3,216	3,413	555	528	307	303	6,123	6,748
15 - 19	87,932	44,515	43,417	16,599	16,912	2,556	2,773	1,678	1,555	23,682	22,177
20	23,188	12,212	10,976	3,480	3,446	585	580	331	372	7,816	6,578
21	20,595	10,580	10,015	3,341	3,451	539	558	305	256	6,395	5,750
22	21,138	10,706	10,432	3,217	3,311	563	524	293	275	6,633	6,322
23	21,407	10,590	10,817	3,285	3,309	484	505	245	262	6,576	6,741
24	22,067	11,167	10,900	3,123	3,123	558	543	253	240	7,233	6,994
20 - 24	108,395	55,255	53,140	16,446	16,640	2,729	2,710	1,427	1,405	34,653	32,385
25 - 29	108,906	56,875	52,031	14,900	14,390	2,189	2,551	1,128	1,073	38,658	34,017
30 - 34	101,278	54,681	46,597	14,631	14,473	2,082	2,226	888	967	37,080	28,231
35 - 39	91,456	51,086	40,370	13,794	14,589	1,699	1,751	875	805	34,718	28,231
40 - 44	80,064	44,625	35,439	12,963	13,907	1,385	1,455	740	690	29,357	19,387
45 - 49	69,398	39,834	29,564	14,001	14,752	1,122	1,263	656	492	24,055	13,057
50 - 54	51,248	28,177	23,071	12,688	13,308	812	933	534	374	14,143	8,456
55 - 59	34,603	18,984	15,619	8,874	9,337	652	691	322	220	9,136	5,371
60 - 64	23,050	11,230	11,820	5,920	7,496	339	497	190	148	4,781	3,279
65 - 69	15,294	6,765	8,529	4,073	5,821	215	374	101	61	2,376	1,415
70 - 74	10,078	4,052	6,026	2,576	4,274	189	281	67	56	1,220	1,415
75+	13,685	5,284	8,401	3,335	5,570	178	314	108	57	1,663	2,460
?	2,169	1,342	827	74	84	36	55	28	38	1,204	650
Total-Totaal	1,149,273	596,425	552,848	201,587	210,108	28,968	30,560	15,039	13,978	350,831	298,202

ALL RACES

TABEL 2 - INDUSTRY BY RACE
MALE AND FEMALE

Industry groups	Total Totaal	Whites Blanke			Coloureds - Kleurlinge					Asiatics - Asië			Bantu Bantoes	Nywerheids-groep
		Total Totaal	Mixed Gemeng	Malay Maleier	Griqua Griekwa	Other Ander	Total Totaal	Indian Indiër	Chinese Sjinees	Other Ander	Total Totaal	Chinese Sjinees		
<u>Agriculture, forestry and fishing</u>	5,966	893	37	-	4	-	8	21	-	29	8	-	-	Landbou, bosbou en visvangte
Agriculture and livestock	78	36	1	-	-	-	-	-	-	-	-	-	-	Landbou en veeteelt
Agricultural services	22	16	1	-	-	-	-	-	-	-	-	-	-	Landboudienste
Forestry and fishing	6,066	945	39	-	4	-	8	21	-	29	8	-	-	Bosbou en visvangs
Total														Totaal
<u>Mining and quarrying</u>	37,569	4,609	84	1	1	-	-	-	-	-	-	-	-	Mynbou en steengroefwerke
Gold mining	62	49	-	-	-	-	-	-	-	-	-	-	-	Goudmyne
Other metalliferous minerals	377	231	16	1	-	-	-	-	-	-	-	-	-	Ander metaalhoudende minerale
Non-metalliferous minerals	38,008	4,889	103	2	1	-	-	-	-	-	-	-	-	Nie-metaalhoudende minerale
Total														Totaal
<u>Manufacturing</u>	10,254	2,871	193	41	3	2	148	28	-	148	120	-	-	Fabriekswese
Food	1,707	623	31	6	3	1	18	3	-	18	15	-	-	Voedsel
Beverage	1,409	352	178	3	4	-	6	6	-	6	6	-	-	Drank
Tobacco	2,790	599	225	28	1	-	34	4	-	34	34	-	-	Tabak
Textiles	7,938	1,998	1,549	188	7	1	570	548	19	3	3	-	-	Tekstiel
Footwear	12,671	2,961	3,020	614	8	8	515	492	21	2	2	-	-	Skoeisel
Clothing	1,357	390	66	11	11	-	11	11	2	2	2	-	-	Klere
Wood and cork	7,735	2,043	1,271	283	4	1	129	116	12	1	1	-	-	Hout en kurk
Furniture and fixtures	2,825	781	193	185	6	6	127	115	2	2	2	-	-	Meubels en toebehore
Paper and paper products	6,875	4,607	187	15	3	2	37	38	1	1	1	-	-	Papier en papierprodukte
Printing and publishing products	1,197	675	167	55	4	4	28	28	-	-	-	-	-	Drukkery en uitgaweprodukte
Leather products	1,268	380	72	69	1	-	28	28	-	-	-	-	-	Leerprodukte
Rubber products	7,312	2,443	141	136	1	-	18	12	6	6	6	-	-	Rubberprodukte
Chemical and chemical products	7,224	2,113	5	4	1	-	6	6	-	-	-	-	-	Chemikalieë en chemiese produkte
Petroleum products	3,238	1,136	142	129	9	-	11	9	2	2	2	-	-	Petroleumprodukte
Non-metalliferous mineral products	1,812	806	17	17	-	-	2	2	-	-	-	-	-	Nie-metaalhoudende minerale produkte
Basic metal industries	13,314	5,954	303	283	15	4	16	14	2	2	2	-	-	Basiese metaalnwyerhede
Metal products	3,698	2,412	73	69	4	-	1	1	-	-	-	-	-	Metaalprodukte
Agricultural machinery	8,531	4,818	386	351	29	4	17	15	2	2	2	-	-	Landboumasjinerie
Electrical equipment	4,215	2,504	87	82	5	-	4	4	-	-	-	-	-	Elektriese uitrusting
Transport equipment	1,565	845	61	53	7	1	7	4	3	3	3	-	-	Vervoeruitrusting
Specialised repairs (motor vehicles)	4,864	2,133	248	15	1	1	28	23	4	4	4	-	-	Gespesialiseerde herstelwerk (motorvoertuie)
Other manufacturing industries	106,779	41,944	9,977	8,558	1,341	52	1,511	109	7	7	7	-	-	Ander vervaardigingsnywerhede
Total	28,290	10,998	828	756	59	11	26	23	3	3	3	-	-	Konstruksie
<u>Electricity, gas and water</u>	7,018	2,080	8	-	-	-	1	1	-	1	1	-	-	Elektrisiteit, gas en water
<u>Commerce and finance</u>	73,719	36,136	1,539	283	23	7	3,269	688	14	14	14	-	-	Handel en finansiering
Wholesale and retail trade	10,546	5,083	206	183	4	-	42	21	19	2	2	-	-	Groot- en kleinhandel
Motor trade	9,865	8,646	32	32	-	-	6	5	1	1	1	-	-	Motorhandel
Banks and financial institutions	6,369	5,199	222	213	5	2	33	29	4	4	4	-	-	Banke en finansieë instellings
Insurance	7,917	893	15	11	3	1	7	6	1	1	1	-	-	Versekering
Real estate: Developers and operators	1,529	1,137	17	16	1	-	9	9	-	-	-	-	-	Vaste eiendom: Ontwikelaars en ondernemers
Estate agencies	171	121	2	1	1	-	6	6	-	-	-	-	-	Eiensagentskappe
General financial agencies	249	240	-	-	-	-	6	6	-	-	-	-	-	Algemene finansieë agentskappe
Company direction	110,365	57,255	-	1,995	312	-	4,074	3,345	713	713	713	-	-	Maatskappydireksie
Total														Totaal

ALLE RASSE

TABEL 2 - NYWERHEID VOLGENS RAS
MANLIK EN VROUOLIK

Industry groups	Total Totaal	Whites Blanke			Coloureds - Kleurlinge					Asiatics - Asië			Bantu Bantoes	Nywerheids-groep
		Total Totaal	Mixed Gemeng	Malay Maleier	Griqua Griekwa	Other Ander	Total Totaal	Indian Indiër	Chinese Sjinees	Other Ander	Total Totaal	Chinese Sjinees		
<u>Transport, storage and communication</u>	16,646	8,762	290	16	2	1	29	24	5	29	24	-	-	Vervoer, berging en kommunikasie
Railway, road, water	991	810	8	8	-	-	8	6	2	8	6	-	-	Spoorweg, pad, water
Services incidental to transport	38	17	6	-	-	-	-	-	-	-	-	-	-	Dienste voortvloeiend uit vervoer
Storage	4,294	3,262	34	31	1	-	1	1	-	1	1	-	-	Berging
Communication	21,969	12,851	359	335	4	1	38	31	7	38	31	-	-	Kommunikasie
Total														Totaal
<u>Government, business, recreation and personal services</u>	25,903	8,468	263	251	8	4	20	18	1	20	18	-	-	Staats-, besigheids-, ontspannings- en persoonlike dienste
Government service	9,101	5,460	619	560	55	2	22	210	11	22	210	-	-	Staatsdiens
Educational	13,577	6,428	324	295	21	6	78	70	6	78	70	-	-	Opvoedkundig
Medical and other health	1,133	891	43	42	3	-	-	-	-	-	-	-	-	Mediese en ander gesondheid
Research	1,605	858	42	35	3	2	19	16	1	19	16	-	-	Navorsing
Religious organisations	2,502	1,368	58	57	-	-	4	4	-	4	4	-	-	Godsdienstige organisasies
Welfare organisations	420	333	16	15	-	-	1	1	-	1	1	-	-	Welsynorganisasies
Labour relations	1,160	804	10	9	1	-	2	2	-	2	2	-	-	Arbeidsverhoudings
Promotion of business interests	204	168	2	2	-	-	-	-	-	-	-	-	-	Bevordering van besigheidsbelange
National interest	540	443	6	6	-	-	2	2	-	2	2	-	-	Nasionale belange
Art, culture and political associations	2,414	2,054	24	18	6	-	20	13	7	20	13	-	-	Kuns, kultuur en politieke assosiasies
Legal services	2,710	2,564	11	7	3	-	52	43	8	52	43	-	-	Regtendienste
Accounting, etc.	1,236	1,121	9	8	1	-	4	4	1	4	4	-	-	Rekeningkundig, ens.
Architects, engineers, surveyors	2,680	1,801	56	52	2	-	11	10	1	11	10	-	-	Argitekts, ingenieurs, landmeters
Other business services	5,337	2,507	125	108	16	-	101	68	33	101	68	-	-	Ander besigheidsdienste
Entertainment and recreation	88,487	328	1,699	1,593	30	70	26	19	7	26	19	-	-	Vermaaklikheid en ontspanning
Domestic	4,197	1,428	226	210	13	1	179	130	48	179	130	-	-	Huishoudelik
Catering	5,979	1,301	155	137	15	-	222	214	6	222	214	-	-	Verwings
Accommodation	6,974	2,684	361	340	16	4	169	159	10	169	159	-	-	Akommodasie
Laundries, cleaning, dyeing, etc.	85	62	1	-	1	-	1	1	-	1	1	-	-	Wasserye, skoonmaak, kleur, ens.
Foreign governments	176,214	40,963	4,020	3,716	191	93	1,133	978	145	1,133	978	-	-	Vreemde regerings
Total	61,175	8,710	4,900	4,200	638	52	1,310	1,177	129	1,310	1,177	-	-	Totaal
<u>Unemployed and unspecified</u>	555,884	180,633	22,584	19,707	2,562	247	8,238	7,074	1,127	8,238	7,074	-	-	Werkloos en ongespesifiseer
Total economically active	593,389	231,060	36,944	31,549	5,071	259	20,779	19,009	1,723	20,779	19,009	-	-	Totaal ekonomies bedrywig
<u>Not economically active</u>	1,149,273	411,695	59,528	51,256	7,633	506	29,017	26,083	2,850	29,017	26,083	-	-	Nie-ekonomies bedrywig
Total														Totaal

ALLE RASSE

TABEL 2 - NYWERHEID VOLGENS RAS
MANLIK EN VROUOLIK

Industry groups	Total Totaal	Whites Blanke			Coloureds - Kleurlinge					Asiatics - Asië			Bantu Bantoes	Nywerheids-groep
		Total Totaal	Mixed Gemeng	Malay Maleier	Griqua Griekwa	Other Ander	Total Totaal	Indian Indiër	Chinese Sjinees	Other Ander	Total Totaal	Chinese Sjinees		
<u>Transport, storage and communication</u>	16,646	8,762	290	16	2	1	29	24	5	29	24	-	-	Vervoer, berging en kommunikasie
Railway, road, water	991	810	8	8	-	-	8	6	2	8	6	-	-	Spoorweg, pad, water
Services incidental to transport	38	17	6	-	-	-	-	-	-	-	-	-	-	Dienste voortvloeiend uit vervoer
Storage	4,294	3,262	34	31	1	-	1	1	-	1	1	-	-	Berging
Communication	21,969	12,851	359	335	4	1	38	31	7	38	31	-	-	Kommunikasie
Total														Totaal
<u>Government, business, recreation and personal services</u>	25,903	8,468	263	251	8	4	20	18	1	20	18	-	-	Staats-, besigheids-, ontspannings- en persoonlike dienste
Government service	9,101	5,460	619	560	55	2	22	210	11	22	210	-	-	Staatsdiens
Educational	13,577	6,428	324	295	21	6	78	70	6	78	70	-	-	Opvoedkundig
Medical and other health	1,133	891	43	42	3	-	-	-	-	-	-	-	-	Mediese en ander gesondheid
Research	1,605	858	42	35	3	2	19	16	1					

ALL RACES
TABLE 2 - INDUSTRY BY RACE
MALE

TABEL 2 - NYWERHEID VOLGENS RAS
MANLIK

ALLE RASSE

Industry groups	Total Totaal	Whites				Coloureds - Kleurlinge				Asiatics			Bantu Bantoes	Nywheids-groep
		Blanks	Mixed Gemeng	Malay Maleier	Griqua Griekwa	Other Ander	Total Totaal	Indian Indiër	Chinese Sjinees	Other Ander	Indian Indiër	Chinese Sjinees		
<u>Agriculture, forestry and fishing</u>	5,697	793	36	-	2	-	27	7	20	-	-	-	4,841	Landbou, bosbou en visvangs
Agriculture and livestock	49	29	1	-	-	-	-	-	-	-	-	-	19	Landbou en veeteelt
Agricultural services	20	14	1	-	-	-	-	-	-	-	-	-	5	Landbou dienste
Forestry and fishing	5,766	836	38	-	2	-	27	7	20	-	-	-	4,865	Bosbou en visvangs
Total														Totaal
<u>Mining and quarrying</u>	37,309	4,362	84	1	1	-	144	120	24	-	-	-	32,863	Goudmyne
Gold mining	49	36	-	-	-	-	-	-	-	-	-	-	13	Ander metaalhoudende minerale
Other metalliferous minerals	321	176	16	-	-	-	-	-	-	-	-	-	129	Nie-metaalhoudende minerale
Non-metalliferous minerals	37,679	4,574	100	2	1	-	-	-	-	-	-	-	33,005	Totaal
Total														Totaal
<u>Manufacturing</u>	8,741	2,036	176	1	1	144	120	24	-	-	-	-	6,385	Fabriekswese
Food	1,520	479	38	1	1	17	15	2	-	-	-	-	986	Voedsel
Beverage	1,074	241	40	39	1	5	5	5	-	-	-	-	788	Drank
Tobacco	1,748	334	73	52	21	28	25	3	-	-	-	-	1,313	Tabak
Textiles	5,462	970	1,214	1,066	140	499	490	7	2	-	-	-	2,779	Tekstiel
Footwear	4,593	1,027	321	243	75	148	147	1	-	-	-	-	3,097	Skoeisel
Clothing	1,308	353	79	66	11	10	10	-	-	-	-	-	866	Klere
Wood and cork	7,310	1,745	1,482	271	3	125	114	10	1	-	-	-	3,958	Hout en kurk
Furniture and fixtures	2,424	499	175	167	6	16	14	2	-	-	-	-	1,734	Meubels en toebehore
Paper and paper products	5,763	3,059	168	153	10	35	34	1	-	-	-	-	2,001	Papier en papierprodukte
Printing and publishing products	1,021	122	482	398	1	28	28	2	-	-	-	-	418	Drukkers- en uitgawesprodukte
Leather products	1,104	275	88	56	1	4	4	-	-	-	-	-	767	Leerprodukte
Rubber products	6,107	2,358	87	84	3	15	11	4	-	-	-	-	3,667	Chemikalieë en chemiese produkte
Chemical and chemical products	3,000	923	138	125	9	11	9	2	-	-	-	-	1,928	Petroleumprodukte
Petroleum products	1,702	704	17	17	-	16	14	2	-	-	-	-	979	Nie-metaalhoudende minerale produkte
Non-metalliferous mineral products	12,480	5,175	293	274	14	16	14	2	-	-	-	-	6,996	Basiese metaalwywerhede
Basic metal industries	3,176	1,908	69	65	4	1	1	1	-	-	-	-	1,198	Metaalprodukte
Metal products	7,547	3,892	379	344	29	17	15	2	-	-	-	-	3,259	Landbomasjinerie
Agricultural machinery	4,013	2,313	85	80	5	4	4	-	-	-	-	-	1,611	Elektriese uitrusting
Electrical equipment	1,490	777	58	51	6	7	4	3	-	-	-	-	648	Vervoeruitrusting
Transport equipment	4,288	1,787	230	215	14	27	22	4	1	-	-	-	2,244	Gespesialiseerde herstelwerk (motorvoertuie)
Specialised repairs	85,582	31,081	5,637	4,867	718	1,159	1,088	67	4	-	-	-	47,705	Ander vervaardigingswywerhede
Other manufacturing industries	27,659	10,415	825	753	59	25	23	2	-	-	-	-	16,394	Konstruksie
Total	6,817	1,897	8	8	-	1	1	-	-	-	-	-	4,911	Elektrisiteit, gas en water
<u>Electricity, gas and water</u>	56,320	21,145	1,608	1,333	248	3,650	3,135	501	14	-	-	-	29,917	Handel en finansiering
Commerce and finance	9,608	4,176	203	180	19	39	21	16	2	-	-	-	5,190	Groot- en kleinhandel
Wholesale and retail trade	6,019	4,618	28	28	2	6	5	1	-	-	-	-	1,367	Motorhandel
Motor trade	3,682	2,589	194	188	2	26	25	1	-	-	-	-	873	Banke en finansieë instellings
Banks and financial institutions	7,990	536	11	9	1	6	6	-	-	-	-	-	6,837	Versekering
Insurance	957	577	15	14	1	7	7	-	-	-	-	-	358	Vaste eiendom: Ontwikkelaars en ondernemers
Real estate: Developers and operators	109	62	1	1	-	-	-	-	-	-	-	-	46	Eiendomsagentskappe
Estate agencies	229	220	1	1	-	6	6	-	-	-	-	-	3	Algemene finansieë agentskappe
General financial agencies	84,314	33,923	2,060	1,753	271	3,740	3,205	519	16	-	-	-	44,591	Maatskappydireksie
Company direction	Total													Totaal

ALL RACES
TABLE 2 - INDUSTRY BY RACE
MALE

TABEL 2 - NYWERHEID VOLGENS RAS
MANLIK

ALLE RASSE

Industry groups	Total Totaal	Whites				Coloureds - Kleurlinge				Asiatics			Bantu Bantoes	Nywheids-groep
		Blanks	Mixed Gemeng	Malay Maleier	Griqua Griekwa	Other Ander	Total Totaal	Indian Indiër	Chinese Sjinees	Other Ander	Indian Indiër	Chinese Sjinees		
<u>Transport, storage and communication</u>	15,824	7,996	307	16	2	27	23	4	-	-	-	-	7,494	Vervoer, berging en kommunikasie
Railway, road, water	575	400	9	7	2	5	5	-	-	-	-	-	161	Spoorweg, pad, water
Services incidental to transport	3,555	2,530	34	31	1	1	1	-	-	-	-	-	15	Dienste voortvloeiend uit vervoer
Storage	19,988	10,939	356	332	19	33	29	4	-	-	-	-	990	Berging
Communication	24,227	7,049	248	237	7	20	18	1	-	-	-	-	16,910	Kommunikasie
Total	4,434	1,907	453	407	44	182	175	7	-	-	-	-	3,839	Totaal
<u>Government, business, recreation and personal services</u>	6,255	2,256	159	147	6	31	27	-	-	-	-	-	315	Staatsdiens
Government service	653	515	34	31	3	19	16	1	2	-	-	-	620	Opvoedkundig
Educational	1,188	511	24	23	3	2	2	-	-	-	-	-	698	Mediese en ander gesondheid
Medical and other health	1,055	115	24	23	4	2	2	-	-	-	-	-	60	Navorsing
Research	180	115	5	4	-	2	2	-	-	-	-	-	334	Godsdienstige organisasies
Religious organisations	115	79	2	2	-	2	2	-	-	-	-	-	88	Welsynorganisasies
Welfare organisations	1,249	186	18	15	3	14	13	1	-	-	-	-	302	Arbeidsverhoudings
Labour relations	1,027	915	10	6	3	49	41	7	-	-	-	-	34	Bevordering van besigheidbelange
Promotion of business interests	4,356	1,621	115	97	1	20	17	3	-	-	-	-	88	Nasionale belange
Labour relations	22,273	21	242	218	3	169	127	41	2	-	-	-	34	Kuns, kultuur en politieke organisasies
Domestic	3,174	976	172	159	10	216	210	4	2	-	-	-	302	Rekeningkundig, ens.
Catering	4,983	821	85	73	11	111	101	7	1	-	-	-	80	Rekeningkundig, ens.
Accommodation	4,608	1,061	266	250	11	160	151	9	2	-	-	-	101	Arktekte, ingenieurs landmeters
Laundries, cleaning, dyeing, etc.	51	29	1	1	-	985	863	113	9	-	-	-	796	Ander besigheidsdienste
Foreign governments	84,622	22,268	1,915	1,743	122	1,039	941	95	3	-	-	-	2,520	Vermaaklikheid en ontspanning
Total	34,922	6,112	3,353	2,864	445	3,740	3,205	519	16	-	-	-	22,005	Huishoudelik
Unemployed and unspecified	387,349	122,045	14,292	12,453	1,636	7,009	6,157	820	32	-	-	-	1,857	Verwings
Total economically active	209,076	79,542	14,676	12,462	2,098	8,030	7,330	683	17	-	-	-	3,121	Akkommodasie
Not economically active	596,425	201,587	28,968	24,915	3,734	15,039	13,487	1,503	49	-	-	-	59,454	Wasserye, skoonmaak, kleur, ens.
Total														Totaal

ALL RACES
TABLE 2 - INDUSTRY BY RACE
FEMALE

TABEL 2 - NYMERHEID VOLGENS RAS
VROUWLIK

ALLE RASSE

Industry groups	Total Totaal	Whites		Coloureds - Kleurlinge				Asiatics - Asiate			Bantu Bantoes	Nywerheidsgroepe
		Blankes	Total	Mixed Gemeng	Malay Maleier	Griqua Griekwa	Other Ander	Total Totaal	Indian Indiër	Chinese Sjinese		
<u>Agriculture, forestry and fishing</u>												
Agriculture and livestock	269	100	5	3	-	2	-	1	1	-	-	162
Agricultural services	29	7	-	-	-	-	-	-	-	-	-	22
Forestry and fishing	2	2	-	-	-	-	-	-	-	-	-	-
Total	300	109	5	3	-	2	-	1	1	-	-	184
<u>Mining and quarrying</u>												
Gold mining	260	247	2	2	-	-	-	-	-	-	-	11
Other metalliferous minerals	13	13	-	-	-	-	-	-	-	-	-	-
Non-metalliferous minerals	56	55	1	1	-	-	-	-	-	-	-	-
Total	329	315	3	3	-	-	-	-	-	-	-	11
<u>Manufacturing</u>												
Food	1,513	835	63	58	2	2	1	4	4	4	-	611
Beverage	187	144	-	-	-	-	-	-	-	-	-	42
Tobacco	335	111	145	139	2	2	1	1	1	1	-	78
Textiles	1,042	265	152	144	7	7	1	10	9	9	-	615
Footwear	2,476	1,028	335	287	48	48	7	71	58	12	1	1,042
Clothing	8,078	1,934	3,329	2,777	539	6	7	367	345	20	2	2,448
Wood and cork	49	37	-	-	-	-	-	-	-	-	-	11
Furniture and fixtures	425	298	82	69	12	12	1	4	2	2	-	41
Paper and paper products	401	282	18	18	-	-	-	-	-	-	-	100
Printing and publishing products	1,612	1,548	63	58	5	5	2	2	2	-	-	43
Leather products	176	144	63	58	3	3	2	6	3	-	-	61
Rubber products	144	105	14	13	1	1	-	2	2	-	-	23
Chemical and chemical products	1,205	1,085	54	52	1	1	-	3	1	2	-	63
Petroleum products	13	10	1	1	-	-	-	-	-	-	-	2
Non-metalliferous mineral products	238	213	4	4	-	-	-	-	-	-	-	21
Basic metal industries	110	102	-	-	-	-	-	-	-	-	-	8
Metal products	834	779	10	9	1	1	-	-	-	-	-	45
Agricultural machinery	522	504	4	4	-	-	-	-	-	-	-	14
Electrical equipment	984	926	7	7	-	-	-	-	-	-	-	51
Transport equipment	202	191	2	2	-	-	-	-	-	-	-	9
Specialised repairs (motor vehicles)	75	68	3	2	1	1	-	-	-	-	-	4
Other manufacturing industries	576	346	35	33	2	2	1	1	1	-	-	194
Total	21,197	10,863	4,340	3,691	623	18	8	468	423	42	3	5,526
<u>Construction</u>												
Electricity, gas and water	631	583	3	3	-	-	-	1	-	1	-	44
201	183	-	-	-	-	-	-	-	-	-	-	18
<u>Commerce and finance</u>												
Wholesale and retail trade	17,399	14,991	244	206	35	3	-	321	134	187	-	1,843
Motor trade	938	907	3	3	-	-	-	3	-	3	-	25
Banks and financial institutions	3,846	3,828	4	4	-	-	-	-	-	-	-	14
Insurance	2,687	2,610	28	25	3	-	-	7	4	3	-	42
Real estate: Developers and operators	527	357	4	2	2	-	-	1	-	1	-	165
Estate agencies	572	560	2	2	-	-	-	2	2	-	-	8
General financial agencies	62	59	1	-	-	-	-	-	-	-	-	2
Company direction	20	20	-	-	-	-	-	-	-	-	-	-
Total	26,051	23,332	286	242	41	3	-	334	140	194	-	2,099

ALL RACES
TABLE 2 - INDUSTRY BY RACE
FEMALE

TABEL 2 - NYMERHEID VOLGENS RAS
VROUWLIK

ALLE RASSE

Industry groups	Total Totaal	Whites		Coloureds - Kleurlinge				Asiatics - Asiate			Bantu Bantoes	Nywerheidsgroepe
		Blankes	Total	Mixed Gemeng	Malay Maleier	Griqua Griekwa	Other Ander	Total Totaal	Indian Indiër	Chinese Sjinese		
<u>Transport, storage and communication</u>												
Railway, road, water	822	766	2	2	-	-	-	2	1	1	-	52
Services incidental to transport	416	410	1	1	-	-	-	3	1	2	-	2
Storage	4	4	-	-	-	-	-	-	-	-	-	-
Communication	739	732	3	3	-	-	-	5	2	3	-	7
Total	1,981	1,912	3	3	-	-	-	10	4	6	-	61
<u>Government, business, recreation and personal services</u>												
Government service	1,676	1,419	15	14	1	1	-	40	-	-	-	242
Educational	4,667	3,533	166	153	11	1	1	47	35	4	1	928
Medical and other health	7,292	4,202	168	148	15	1	1	43	43	4	-	2,878
Research	496	492	2	2	-	-	-	-	-	-	-	4
Religious organisations	417	345	8	8	-	-	-	-	-	-	-	66
Welfare organisations	1,467	1,037	34	34	-	-	-	2	2	-	-	374
Labour relations	240	220	11	11	-	-	-	1	1	-	-	8
Promotion of business interests	433	421	2	1	1	-	-	-	-	-	-	10
National interest associations	89	89	-	-	-	-	-	-	-	-	-	-
Art, culture and political associations	260	257	2	2	-	-	-	-	-	-	-	1
Legal services	1,165	1,139	6	3	3	-	-	6	-	6	-	14
Accounting, etc.	721	714	1	1	-	-	-	3	2	1	-	14
Architects, engineers, surveyors	209	206	2	2	-	-	-	1	1	-	-	3
Other business services	844	822	5	5	-	-	-	1	-	-	-	16
Entertainment and recreation	66,214	886	10	9	-	-	-	1	1	-	-	84
Domestic	1,023	307	1,457	1,375	25	1	6	21	16	5	-	64,429
Catering	996	452	54	51	3	3	10	10	3	7	-	507
Accommodation	2,366	1,623	95	90	5	4	2	6	4	2	-	440
Laundries, cleaning, dyeing, etc.	34	33	-	-	-	-	-	9	8	1	-	639
Foreign governments	91,592	18,695	2,105	1,973	69	-	10	148	115	32	1	70,644
Total	26,253	2,598	1,547	1,336	193	16	2	271	236	34	1	21,837
Unemployed and unspecified												
Total economically active	168,535	58,590	8,292	7,254	926	92	20	1,229	917	307	5	100,424
Not economically active	384,313	151,518	22,268	19,087	2,973	164	44	12,749	11,679	1,040	30	197,778
Total	552,848	210,108	30,560	26,341	3,899	256	64	13,978	12,596	1,347	35	298,202

ALL RACES
TABLE 3 - OCCUPATION BY RACE
ALL WORK STATUS

TABEL 3 - BEROEP VOLGENS RAS
ALLE WERKSTATUS

ALLE RASSE

Occupational groups	Total		Whites Blankes		Coloureds Kleurlinge		Asiatics Asiate		Bantu Bantoes		Beroeps-groep
	Totaal		F.-V.		F.-V.		F.-V.		F.-V.		
	M.	F.-V.	M.	F.-V.	M.	F.-V.	M.	F.-V.	M.	F.-V.	
Architect	31,578	8,660	522	323	273	89	1,755	3,358	Professionele, tegniese en verwante werker		
Engineer	2,488	578	20	-	3	-	1	-	Argitek		
Surveyor	155	154	1	-	-	-	1	-	Ingenieur		
Chemist, physicist, etc.	474	417	56	-	-	-	1	-	Opnemer		
Veterinarian, biologist, etc.	1,777	1,46	29	-	-	-	2	-	Skeikundige, fisikus, ens.		
Medical practitioner, dentist	1,653	1,440	161	3	23	3	14	3	Veearts, bioloog, ens.		
Nurse, midwife, nursing aid	1,366	3,041	6	151	1	44	40	2,327	Mediese praktisyner, tandarts		
Medical auxiliaries	1,133	837	514	2	5	2	10	3	Mediese hulpsienste		
Other medical services	6,497	1,545	423	156	186	38	501	855	Ander mediese dienste		
Professor, teacher, etc.	1,008	2,750	47	1	12	-	5	-	Professor, onderwyser, ens.		
Draughtsman, technician	3,092	2,120	36	3	7	-	37	-	Rekenaar, tegnikus		
Chartered accountant	2,168	2,716	1,222	10	34	2	696	117	Rekenmeester (geoktrooleer)		
Other	4,863	1,222	66	10	209	10	422	95	Ander		
Administrative, executive and managerial worker	14,578	12,708	75	4	209	10	422	95	Administratiewe, uitvoerende en besturende werker		
Public administrative official	45	33	6	-	-	-	6	-	Opnembare administratiewe beampte		
Managerial worker	14,533	12,675	69	4	209	10	416	95	Besturende werker		
Clerical worker	61,328	21,449	1,008	255	866	172	5,127	404	Klerklike werker		
Clerk	40,184	17,390	757	127	705	89	4,068	216	Klerk		
Other	21,144	4,059	251	128	161	83	1,059	188	Ander		
Sales worker	31,480	15,070	6,141	86	3,216	203	5,302	907	Verkoopswerker		
Working proprietor (trade)	7,253	3,677	508	21	1,270	100	1,474	131	Werkende eienaar (handel)		
Insurance, estate agent	2,289	1,792	135	-	35	-	284	19	Verkeerlings- en eiendomsagent		
Shop assistant	13,131	4,642	5,011	54	1,308	84	1,297	531	Winkelassistent		
Other	8,807	4,959	255	11	603	19	2,247	226	Ander		
Farmer, fisherman, lumberman and related worker	9,418	883	78	6	37	2	8,033	177	Boer, visser, bosbou- en verwante werker		
Farmer, market gardener	799	623	63	4	23	2	68	15	Boer, tuinier		
Farmworker	8,600	250	15	5	14	-	7,959	161	Plaaswerker		
Other	19	10	2	-	-	-	6	1	Ander		
Miner, quarryman and related worker	2,832	2,750	8	19	-	-	55	-	Myn-, steengroef- en verwante werker		
Specialized mining occupations	2,352	2,282	6	17	-	-	47	-	Gespesialiseerde mynberoeps		
Mine captain, shift boss, other	480	468	2	2	-	-	8	-	Mynkaptein, skofbaas, ander		
Worker in transport and communication	28,665	6,821	1,345	4	255	3	18,990	89	Werker in vervoer en kommunikasie		
Beck officer, crew, etc.	8	8	-	-	-	-	-	-	Dokoffisier, bemanning, ens.		
Aircraft pilot, navigator	77	77	-	-	-	-	-	-	Vlieënier, koerspieler		
Driver, fireman (railway)	541	538	-	-	-	-	3	-	Masjinis, stoker (spoorweë)		
Driver (road transport)	12,396	2,764	13	-	229	-	8,252	13	Bestuurder (padvervoer)		
Other	15,643	3,434	220	4	26	3	10,735	76	Ander		

ALL RACES
TABLE 3 - OCCUPATION BY RACE
ALL WORK STATUS

TABEL 3 - BEROEP VOLGENS RAS
ALLE WERKSTATUS

ALLE RASSE

Occupational groups	Total		Whites Blankes		Coloureds Kleurlinge		Asiatics Asiate		Bantu Bantoes		Beroeps-groep
	Totaal		F.-V.		F.-V.		F.-V.		F.-V.		
	M.	F.-V.	M.	F.-V.	M.	F.-V.	M.	F.-V.	M.	F.-V.	
Craftsman, production worker and labourer	198,787	37,221	5,066	4,532	916	468	136,287	6,332	Amangsman, produksiewerker en arbeider		
Spinner, weaver	1,020	62	80	39	109	4	377	344	Spinner, wever		
Tailor, cutter	2,950	366	832	157	199	61	522	377	Klermaker, nywer		
Upholsterer, textile worker	10,182	475	1,594	763	3,560	375	1,117	2,173	Stoffeerder, tekstielwerker		
Shoemaker, leather worker	2,953	279	131	1,430	72	4	868	12	Skoemaker, leerwerker		
Furaceman, roller, moulder	1,950	678	81	64	3	-	886	12	Ondman, roller, grieter		
Precision instrument maker	1,380	1,115	81	40	2	-	131	7	P्रेसисie-instrumentmaker		
Fitter and turner, toolmaker	5,394	4,827	65	108	2	-	381	7	Passer en draaier, gereedskapmaker		
Mechanic (not electrical)	4,233	3,364	10	171	29	-	455	2	Werktuigkundige (nie-elektries)		
Sheepmetal worker, plumber	2,261	1,627	4	187	2	-	539	2	Plaatmetaalwerker, loodgieter		
Welder and other metal worker	2,868	2,227	4	110	2	-	514	9	Sweisier en ander metaalwerker		
Electrician	3,992	3,683	50	65	2	-	181	5	Werktuigkundige (radio, huishoudelik)		
Mechanic (radio, household)	1,695	1,320	25	204	6	-	139	1	Elektrisies		
Carpenter, woodworker	6,885	4,035	16	1,312	4	-	1,468	6	Skrynwerker, houtwerker		
Painter and paperhanger	3,618	1,943	2	711	13	-	1,337	8	Skilder en plakter		
Bricklayer, plasterer	5,175	3,340	5	315	8	-	1,302	4	Vesseelaar, pleisteraar		
Compositor	3,213	1,938	679	140	29	1	48	6	Lettersetter		
Glass and clay worker	280	88	7	80	2	-	98	4	Glas- en kleiwerker		
Miller, grinder	126	53	3	18	1	-	65	4	Meulenaar, maalwerker		
Baker, confectioner	815	192	76	9	4	-	457	61	Bakker, banketbakker		
Brewer, winemaker	159	59	7	9	1	-	73	10	Brouer, wynmaker		
Other worker in food	771	388	19	24	-	-	225	96	Ander werker in voedsel		
Chemical worker	622	231	43	26	4	-	284	19	Chemiese werker		
Tobacco worker	306	17	34	20	80	-	130	23	Tabakwerker		
Packer, labeller	4,235	32	171	155	11	4	3,399	329	Verpakker en etiketaanplaker		
Stationery engine operator	1,903	1,030	42	48	2	-	1,479	15	Stilstaande-enjinbediener		
Craftsman and production worker n.e.c.	5,727	2,637	839	507	50	3	32,233	136	Amangsman en produksiewerker n.e.g.		
Labourer in mining	32,276	-	-	43	-	-	86,445	2,617	Arbeider in mynwee		
Other labourer	91,798	917	244	1,324	50	15	86,445	2,617	Ander arbeider		
Service, sports and recreation worker	129,867	5,914	2,972	1,957	597	43	48,341	69,033	Diens-, sport-, en ontspanningswerker		
Policeman	10,671	2,588	19	175	4	-	7,846	30	Polisiebeampte		
Caretaker, cleaner	12,690	750	614	142	16	3	10,756	368	Opsigter, skoomaker		
Housekeeper, domestic servant	97,868	1,160	1,107	437	453	35	26,943	66,063	Huishouer, huisbediende		
Other service worker	8,638	1,416	1,232	256	119	5	2,796	2,572	Ander dienswerker		
Unemployed and unspecified	47,351	2,631	1,405	1,125	640	239	19,691	20,029	Werkloos en ongespesifiseer		
Total economically active	555,884	122,045	58,590	14,292	7,009	1,229	244,003	100,424	Totaal ekonomies bedrywig		
Not economically active	171,646	-	74,669	-	7,821	-	83,368	-	Nie-ekonomies bedrywig		
Housewife, household duties	189,695	26,957	45,189	22,310	6,353	5,788	58,095	60,588	Huisvrou, huishoudelike pligte		
Child (not scholar)	206,306	45,189	42,310	7,386	5,216	4,212	44,986	49,590	Kind (nie skoolier)		
Scholar, student	25,742	7,396	8,582	677	273	140	3,747	4,232	Skooler, student		
Other	593,389	79,542	151,518	14,676	8,030	12,749	106,828	197,778	Ander		
Total not economically active	1,149,273	201,587	210,108	28,968	15,039	13,978	350,831	298,202	Totaal nie-ekonomies bedrywig		
Total	1,149,273	201,587	210,108	28,968	15,039	13,978	350,831	298,202	Totaal		

ALL RACES
TABLE 3 - OCCUPATION BY RACE
EMPLOYERS

TABEL 3 - BEROEP VOLGENS RAS
WERKGEWES

ALLE RASSE

Occupational groups	Total		Whites Blankes		Coloureds Kleurlinge		Asiatics Asiate		Bantu Bantoes		Beroepsgroepe
	Total	Totaal	M.	F.-V.	M.	F.-V.	M.	F.-V.	M.	F.-V.	
Professional, technical and related worker	4,727	4,727	3,567	604	20	15	39	8	417	57	Professionele, tegniese en verwante werker
Architect	272	272	264	7	-	-	-	-	1	-	Argitek
Engineer	287	287	287	-	-	-	-	-	-	-	Ingenieur
Surveyor	25	25	25	-	-	-	-	-	-	-	Opseer
Chemist, physicist, etc.	30	30	27	3	-	-	-	-	-	-	Skekundige, fisikus, ens.
Veterinarian, biologist, etc.	25	25	24	1	-	-	-	-	-	-	Mediese praktisyner, tandarts
Medical practitioner, dentist	933	933	864	33	6	1	17	2	9	1	Verpleegster, vroedvrou, verpleeghulp
Nurse, midwife, nursing aid	121	121	1	99	-	12	-	5	-	4	Mediese hulplienste
Medical auxiliaries	478	478	416	60	1	-	-	-	1	-	Ander mediese dienste
Other medical services	465	465	43	7	6	-	4	-	356	49	Professor, onderwyser, ens.
Professor, teacher, etc.	342	342	84	243	4	1	8	1	3	-	Regsgeleerde
Jurist	597	597	569	16	1	-	8	-	2	-	Tekenaar, tegnikus
Draughtsman, technician	90	90	85	2	1	-	-	-	2	-	Rekenmeester (geoktrooieer)
Chartered accountant	465	465	457	5	-	-	-	-	1	-	Ander
Other	597	597	421	128	1	1	9	-	35	2	Administratiewe, uitvoerende en besturende werker
Administrative, executive and managerial worker	4,685	4,685	3,702	345	65	3	84	7	388	91	Administratiewe, uitvoerende en besturende werker
Public administrative official	-	-	-	-	-	-	-	-	-	-	Openbare administratiewe beampte
Managerial worker	4,685	4,685	3,702	345	65	3	84	7	388	91	Besturende werker
Clerical worker	393	393	193	129	8	2	50	1	9	1	Klerklike werker
Clerk	122	122	43	62	2	-	15	-	-	-	Klerk
Other	271	271	150	67	6	2	35	1	9	1	Ander
Sales worker	9,669	9,669	4,841	585	191	22	1,681	117	1,967	265	Verkoopswerker
Working proprietor (trade)	7,253	7,253	3,677	508	72	21	1,270	100	1,474	131	Verkende eienaar (handel)
Insurance, estate agent	570	570	498	33	4	-	23	-	12	-	Versekerings- en eiendomsagent
Other	1,846	1,846	666	44	115	1	388	17	481	134	Ander
Farmer, fisherman, lumberman and related worker	842	842	527	61	14	1	18	2	196	23	Boer, visser, bosbou- en verwante werker
Farmer, market gardener	838	838	523	61	14	1	18	2	196	23	Boer, tuinier
Other	4	4	4	-	-	-	-	-	-	-	Ander
Miner, quarryman and related worker	4	4	4	-	-	-	-	-	-	-	Myn-, Steengroef- en verwante werker
Worker in transport and communication	566	566	197	2	18	-	8	-	341	-	Werker in vervoer en kommunikasie
Deck officer, crew, etc.	-	-	-	-	-	-	-	-	-	-	Dekkoffisier, bemanning, ens.
Aircraft pilot, navigator	5	5	5	-	-	-	-	-	-	-	Vlieënier, Koerspeiler
Driver (road transport)	561	561	192	2	18	-	8	-	341	-	Bestuurder (padvervoer)
Other	-	-	-	-	-	-	-	-	-	-	Ander

ALL RACES
TABLE 3 - OCCUPATION BY RACE
EMPLOYERS

TABEL 3 - BEROEP VOLGENS RAS
WERKGEWES

ALLE RASSE

Occupational groups	Total		Whites Blankes		Coloureds Kleurlinge		Asiatics Asiate		Bantu Bantoes		Beroepsgroepe
	Total	Totaal	M.	F.-V.	M.	F.-V.	M.	F.-V.	M.	F.-V.	
Craftsman and production worker	5,256	5,256	2,266	303	495	44	295	43	1,614	196	Amptsaansman en produksiewerker
Spinner, weaver	23	23	5	8	-	-	-	-	2	8	Spinner, wever
Tailor, cutter	1,248	1,248	129	238	37	41	234	40	353	176	Klermaker, snyer
Upholsterer, textile worker	128	128	43	29	23	3	5	3	16	6	Stoffeerder, tekstielwerker
Shoemaker, leather worker	402	402	86	5	42	-	3	-	265	1	Skoemaker, leerwerker
Furnaceman, roller, moulder	47	47	32	1	3	-	-	-	11	-	Oondman, roller, gieter
Precision instrument maker	281	281	235	3	8	-	8	-	27	-	Presisie-instrumentmaker
Fitter and turner, toolmaker	92	92	92	-	-	-	-	-	-	-	Passer en draaier, gereedskapmaker
Mechanic (not electrical)	334	334	217	1	27	-	11	-	78	-	Werktuigkundige (nie-elektries)
Mechanic (radio, household)	265	265	166	1	9	-	-	-	90	-	Werktuigkundige (radio, huishoudelik)
Sheetmetal worker, plumber	78	78	73	1	1	-	-	-	4	-	Plaatmetaalwerker, loodgieter
Welder and other metal worker	144	144	139	1	2	-	-	-	1	-	Sweiser en ander metaalwerker
Electrician	88	88	85	1	2	-	-	-	1	-	Elektrisier
Carpenter, woodworker	569	569	320	1	43	-	9	-	196	-	Werktuigkundige (houtwerker)
Painter and paperhanger	864	864	214	-	233	-	4	-	410	3	Skilder en plakker
Bricklayer, plasterer	395	395	236	-	47	-	5	-	107	-	Messelaar, pleisteraar
Compositor	127	127	99	7	2	-	10	-	9	-	Lettersetter
Glass and clay worker	11	11	7	1	2	-	-	-	1	-	Glas- en kleiwerker
Miller, grinder	1	1	1	-	-	-	-	-	-	-	Meulenaar, maalwerker
Baker, confectioner	21	21	18	1	-	-	-	-	1	-	Bakker, bankethakker
Brewer, wisemake	7	7	6	-	-	-	-	-	1	-	Brouer, wynmaker
Other worker in food	2	2	1	-	-	-	-	-	1	-	Ander werker in voedsel
Chemical worker	6	6	1	-	-	-	-	-	6	-	Chemiese werker
Tobacco worker	3	3	2	-	1	-	-	-	-	-	Tabakswerker
Packer, labeller	120	120	60	7	13	-	4	-	34	2	Verpakker en etiketaanplakker
Craftsman and production worker n.e.c.	-	-	-	-	-	-	-	-	-	-	Amptsaansman en produksiewerker n.e.g.
Other	-	-	-	-	-	-	-	-	-	-	Ander
Service, sports and recreation worker	1,234	1,234	408	218	16	39	45	2	135	371	Diens-, sport- en ontspanningswerker
Policeman	13	13	11	-	16	-	45	2	2	-	Polisiebeampte
Other service worker	1,221	1,221	397	218	16	39	45	2	133	371	Ander dienswerker
?	347	347	95	14	7	3	5	1	212	10	?
Total	27,723	27,723	15,800	2,261	834	129	2,225	181	5,279	1,014	Totaal

TABLE 3 - OCCUPATION BY RACE EMPLOYEES

Occupational groups	Whites Blankes		Coloureds Kleurlinge		Asiatics Asiate		Bantu Bantoes		Beroeps-groep
	F.-V.		F.-V.		F.-V.		F.-V.		
	M.	F.-V.	M.	F.-V.	M.	F.-V.	M.	F.-V.	
Total Totaal	13,030	8,054	503	308	234	81	1,338	3,301	Professionele, tegniese en verwante werker
Architect	315	14	1	-	3	-	-	-	Argitek
Engineer	2,198	1	1	-	-	-	-	-	Ingenieur
Surveyor	130	-	-	-	-	-	1	-	Stekuniger, fisikus, ens.
Chemist, physicist, etc.	443	52	-	-	-	-	1	-	Veearts, bioloog, ens.
Veterinarian, biologist, etc.	152	28	-	-	-	-	2	-	Mediese praktisyner, tandarts
Medical practitioner, dentist	719	127	-	2	6	1	5	2	Verpleegster, vreesvrou, verpleeghulp
Nurse, midwife, nursing aid	5,581	2,942	-	139	1	39	40	2,323	Mediese hulpdiensle
Medical auxiliaries	888	97	-	-	-	-	9	3	Ander mediese dienste
Other medical services	668	421	1	-	-	-	87	2	Professor, onderwyser, ens.
Professor, teacher, etc.	6,354	2,749	419	155	186	37	493	854	Regsgeleerde
Jurist	411	31	-	4	4	-	35	1	Tekenaar, tegnikus
Draughtsman, technician	3,002	2,665	11	3	2	-	3	1	Rekenmeester (geoktrooieer)
Chartered accountant	1,703	1,663	31	-	6	-	3	-	Ander
Other	4,265	1,094	65	9	25	2	661	115	Administratiewe, uitvoerende en besturende werker
Administrative, executive and managerial worker	9,890	709	10	1	125	3	34	4	Openbare administratiewe beampste
Public administrative official	45	6	-	-	-	-	6	-	Besturende werker
Managerial worker	9,845	8,971	10	1	125	3	28	4	Klerklike werker
Clerical worker	60,913	31,904	1,000	253	816	171	5,116	403	Ander
Clerk	40,050	17,342	755	127	690	89	4,066	216	Verkoopswerker
Other	20,863	3,908	245	126	126	82	1,050	187	Versekerings- en eiendomsagent
Sales worker	21,809	10,227	364	64	1,535	86	3,335	642	Winkelassistent
Insurance, estate agent	1,719	1,294	20	-	12	-	272	19	Ander
Shop assistant	13,130	4,641	204	54	1,308	84	1,297	531	Boer, visser, bosbou- en verwante werker
Other	6,960	4,292	140	10	215	2	1,766	92	Boer, tuinier
Farmer, fisherman, lumberman and related worker	8,574	17	188	5	19	-	7,837	154	Plaaswerker
Farmer, market gardener	165	116	1	-	6	-	24	9	Ander
Farmworker	8,395	233	185	5	13	-	7,807	144	Myn-, steengroef- en verwante werker
Other	14	5	2	-	-	-	6	1	Gespesialiseerde mynberoepe
Miner, quarryman and related worker	2,828	2,746	19	-	-	-	55	-	Myndkaptein, skofbaas, ander
Specialized mining occupations	2,350	2,280	17	-	-	-	47	-	Werker in vervoer en kommunikasie
Mine captain, shift boss, other	478	466	2	-	-	-	8	-	Dekoffisier, bemanning, ens.
Worker in transport and communication	28,063	6,620	1,325	4	247	3	18,626	83	Vlieënier, koerspeiler
Deck officer, crew, etc.	8	8	-	-	-	-	-	-	Masjinis, stoker (spoorweë)
Aircraft pilot, navigator	72	72	-	-	-	-	-	-	Bestuurder (padvervoer)
Driver, fireman (railway)	540	537	-	-	-	-	-	-	Ander
Driver (road transport)	11,833	2,570	1,107	-	221	-	7,911	13	
Other	15,610	3,433	218	4	26	3	10,712	70	

TABLE 3 - OCCUPATION BY RACE EMPLOYEES

Occupational groups	Whites Blankes		Coloureds Kleurlinge		Asiatics Asiate		Bantu Bantoes		Beroeps-groep
	F.-V.		F.-V.		F.-V.		F.-V.		
	M.	F.-V.	M.	F.-V.	M.	F.-V.	M.	F.-V.	
Total Totaal	34,942	4,738	7,467	4,486	620	424	134,665	6,136	Amangsman, produksiewerker en arbeider
Craftsman, production worker and labourer	997	72	39	109	4	5	375	336	Spinner, wever
Spinner, weaver	1,700	592	120	158	202	21	1,69	201	Klermaker, snyer
Tailor, cutter	10,052	432	740	3,556	120	372	1,100	2,167	Stoffeerder, tekstielwerker
Shoemaker, leather worker	2,550	193	1,388	110	68	4	603	58	Skoemaker, leerwerker
Furnaceman, roller, moulder	1,092	946	60	1	3	-	875	12	Coonman, roller, gieter
Precision instrument maker	1,096	878	32	2	-	-	104	3	P्रेसие-instrumentmaker
Fitter and turner, toolmaker	5,299	4,734	108	4	2	-	381	7	Passer en draaier, gereedskapmaker
Mechanic (not electrical)	3,898	3,347	144	2	18	-	377	2	Werktuigkundige (nie-elektries)
Sheetmetal worker, plumber	1,996	1,461	78	1	5	-	449	2	Plaatmetaalwerker, loodgieter
Welder and other metal worker	2,790	2,154	109	2	2	-	510	9	Sweiser en ander metaalwerker
Electrician	3,846	3,542	63	2	5	-	180	3	Elektrisiën
Mechanic (radio, household)	1,606	1,234	25	2	6	-	138	1	Werktuigkundige (radio, huishoudelik)
Carpenter, woodworker	6,314	3,714	202	4	35	-	1,272	6	Skrynwerker, houtwerker
Painter and paperhanger	2,753	1,328	2	4	9	-	927	5	Skilder en plakker
Bricklayer, plasterer	4,780	3,304	268	1	3	-	1,195	4	Messelaar, pleisteraar
Compositor	3,085	1,836	138	2	19	1	408	6	Lettersetter
Glass and clay worker	266	79	78	2	1	-	97	4	Glas- en kleiwerker
Miller, grinder	125	52	3	-	1	-	65	4	Meulenaar, maalwerker
Baker, confectioner	794	174	18	7	3	-	456	61	Bakker, banketbakker
Brewer, winemaker	159	59	9	1	-	-	73	10	Brouer, wynmaker
Other worker in food	763	381	19	24	-	-	224	96	Ander werker in voedsel
Chemical worker	619	230	42	20	4	-	283	19	Chemiese werker
Tobacco worker	299	16	26	80	2	-	124	23	Tabakwerker
Packer, labeller,	4,231	30	154	134	11	4	3,898	329	Verpakker en etiketaanplakker
Stationery engine operator	1,895	1,023	48	2	1	-	764	15	Stilstaande-enjinbediener
Craftsman and production worker n.e.c.	5,607	2,384	493	76	46	3	1,445	134	Amangsman en produksiewerker n.e.g.
Labourer in mining	32,275	917	1,324	185	50	14	86,441	2,617	Arbeider in mynweë
Other labourer	91,781	2,530	1,584	1,121	634	238	19,493	20,013	Ander arbeider
Service, sports and recreation worker	128,615	5,505	994	1,917	552	41	48,198	68,657	Diens-, sport- en ontspanningswerker
Police	10,655	2,377	175	4	9	-	7,842	30	Polisiebeampste
Caretaker, cleaner	10,620	746	141	40	16	2	10,756	367	Opsitter, skoemaker
Housekeeper, domestic servant	97,792	1,149	437	1,663	451	34	26,933	66,025	Huishouder, huishoudende
Other service worker	7,492	1,033	241	210	76	5	2,667	2,235	Ander dienwerker
Unemployed and unspecified	47,001	1,388	1,584	1,121	634	238	19,493	20,013	Werkloos en ongespesifiseer
Total	528,020	106,208	13,454	8,159	4,782	1,047	238,697	99,393	Totaal

Major occupational groups	Industry divisions - Nywerheidsafdelings													Unem- ployed and unspeci- fied Werk- loos en on- gespe- sifiseer	Not eco- nomi- cally active Nie- eko- nomies bedry- wig
	Handel														
	Agri- culture	Mining	Manu- facturing	Con- struc- tion	Elec- tricity	Com- merce	Other		Trans- port	Ser- vices	Unem- ployed and unspeci- fied Werk- loos en on- gespe- sifiseer				
Total	38	368	3,465	719	309	1,507	68	995	392	10,999	290	-	-	-	-
Totaal	7	33	364	14	20	1,173	4	73	25	11,494	264	-	-	-	-
	45	401	3,829	733	329	1,680	72	1,068	417	22,453	554	-	-	-	-
Professional, technical and related worker	M. 19,150	368	3,465	719	309	1,507	68	995	392	10,999	290	-	-	-	-
	F. 12,431	33	364	14	20	1,173	4	73	25	11,494	264	-	-	-	-
	T. 31,581	401	3,829	733	329	1,680	72	1,068	417	22,453	554	-	-	-	-
Administrative, executive and managerial worker	M. 39	1	-	-	-	-	1	2	6	29	-	-	-	-	-
	F. 6	1	-	-	-	-	-	1	6	35	-	-	-	-	-
	T. 45	2	-	-	-	-	2	3	35	64	-	-	-	-	-
Managerial worker	M. 13,375	115	4,092	1,207	18	3,891	664	1,181	588	1,495	112	-	-	-	-
	F. 1,158	4	241	12	12	364	12	67	17	432	4	-	-	-	-
	T. 14,533	119	4,333	1,219	18	4,255	676	1,248	605	1,927	116	-	-	-	-
Clerical worker	M. 28,444	554	5,258	524	289	5,467	675	4,897	3,597	6,222	946	-	-	-	-
	F. 32,870	243	5,962	509	152	8,582	848	6,619	1,396	7,746	787	-	-	-	-
	T. 61,314	797	11,220	1,033	441	14,049	1,523	11,516	4,993	13,968	1,733	-	-	-	-
Sales worker	M. 6,497	-	-	-	-	6,497	-	-	-	-	-	-	-	-	-
Working proprietor	F. 709	-	-	-	-	709	-	-	-	-	-	-	-	-	-
	T. 7,206	-	-	-	-	7,206	-	-	-	-	-	-	-	-	-
Other	M. 17,652	15	2,824	70	14	10,924	1,275	1,329	75	508	610	-	-	-	-
	F. 6,636	1	347	6	2	3,612	5	1,115	23	393	131	-	-	-	-
	T. 24,288	16	3,171	76	16	16,536	1,280	1,444	98	901	741	-	-	-	-
Farmer, fisherman, lumberman and related worker	M. 9,145	5	51	22	3	40	2	41	8	3,264	180	-	-	-	-
	F. 263	1	7	7	1	4	4	41	8	24	8	-	-	-	-
	T. 9,408	6	58	29	4	44	6	82	16	3,288	188	-	-	-	-
Other	M. 10	4	1	1	1	2	1	1	1	1	1	-	-	-	-
	F. 10	4	1	1	1	2	1	1	1	1	1	-	-	-	-
	T. 20	8	2	2	2	4	2	2	2	2	2	-	-	-	-
Miner, quarryman and related worker	M. 2,824	1	2,537	3	12	1	1	1	112	158	158	-	-	-	-
	F. 8	1	8	3	12	1	1	1	112	158	158	-	-	-	-
	T. 2,832	2	2,545	6	24	2	2	2	224	316	316	-	-	-	-

Major occupational groups	Industry divisions - Nywerheidsafdelings													Unem- ployed and unspeci- fied Werk- loos en on- gespe- sifiseer	Not eco- nomi- cally active Nie- eko- nomies bedry- wig
	Handel														
	Agri- culture	Mining	Manu- facturing	Con- struc- tion	Elec- tricity	Com- merce	Other		Trans- port	Ser- vices	Unem- ployed and unspeci- fied Werk- loos en on- gespe- sifiseer				
Total	56	163	5,155	688	164	8,496	913	982	7,136	2,665	1,000	-	-	-	-
Totaal	3	17	195	19	6	263	38	115	388	182	22	-	-	-	-
	59	180	5,350	677	170	8,761	951	1,107	7,524	2,847	1,022	-	-	-	-
Worker in transport and communication	M. 27,398	163	5,155	688	164	8,496	913	982	7,136	2,665	1,000	-	-	-	-
	F. 1,250	3	195	19	6	263	38	115	388	182	22	-	-	-	-
	T. 28,648	180	5,350	677	170	8,761	951	1,107	7,524	2,847	1,022	-	-	-	-
Craftsman, production worker and labourer	M. 121,068	32,252	29,581	12,617	4,448	14,158	2,879	619	5,858	15,059	3,387	-	-	-	-
	F. 3,062	3	1,925	28	13	512	9	10	26	313	222	-	-	-	-
	T. 124,130	35	31,506	12,645	4,461	14,670	2,888	629	5,884	15,372	3,609	-	-	-	-
Other	M. 61,377	38	1,120	11,596	1,219	4,226	2,782	442	1,568	2,432	3,047	-	-	-	-
	F. 13,336	4	16	31	4	744	12	74	32	409	441	-	-	-	-
	T. 74,713	42	1,136	11,627	1,223	4,970	2,794	516	1,600	2,841	3,488	-	-	-	-
Services, sports and recreation worker	M. 55,862	49	2,186	214	332	1,312	238	7,898	703	41,701	677	-	-	-	-
	F. 74,005	26	552	10	5	451	8	639	79	70,563	1,666	-	-	-	-
	T. 129,867	75	2,738	224	337	1,763	246	8,537	782	112,264	2,343	-	-	-	-
Unemployed and unspecified worker	M. 24,508	6	123	19	2	72	9	21	68	83	24,101	-	-	-	-
	F. 22,801	8	60	1	1	32	3	9	5	55	22,631	-	-	-	-
	T. 47,309	14	183	20	3	104	12	30	73	138	46,732	-	-	-	-
Total economically active	M. 387,349	37,686	85,646	27,658	6,798	56,592	9,506	18,418	20,000	84,570	34,709	-	-	-	-
	F. 168,535	331	21,222	631	202	17,448	936	7,721	1,991	91,577	26,176	-	-	-	-
	T. 555,884	38,017	106,868	28,289	7,000	74,040	10,442	26,139	21,991	176,147	60,885	-	-	-	-
Not economically active	M. 209,076	-	-	-	-	-	-	-	-	-	-	-	-	-	-
	F. 384,313	-	-	-	-	-	-	-	-	-	-	-	-	-	-
	T. 593,389	-	-	-	-	-	-	-	-	-	-	-	-	-	-
Total	M. 596,425	37,686	85,646	27,658	6,798	56,592	9,506	18,418	20,000	84,570	34,709	-	-	-	-
	F. 522,848	300	21,222	631	202	17,448	936	7,721	1,991	91,577	26,176	-	-	-	-
	T. 1,119,273	38,017	106,868	28,289	7,000	74,040	10,442	26,139	21,991	176,147	60,885	-	-	-	-

WHITES

TABLE 5 - AGE BY MARITAL STATUS

Age groups	Marital status - Huwelikstaats									
	Never married Nooit getroud		Married Getroud		Widowed Weduustaat		Divorced Geskei		?	
	M.	F.-V.	M.	F.-V.	M.	F.-V.	M.	F.-V.	M.	F.-V.
0 - 14	60,713	58,555	-	-	-	-	-	-	-	-
15 - 19	16,512	15,416	87	1,479	-	5	-	12	-	-
20 - 24	33,086	6,584	4,282	9,719	5	46	68	251	90	40
25 - 29	29,290	2,021	10,218	11,721	17	102	272	523	45	23
30 - 34	29,104	1,143	12,073	12,485	39	175	429	661	23	9
35 - 39	28,383	1,263	11,896	12,483	68	324	554	814	13	9
40 - 44	28,870	916	11,358	11,481	105	659	565	862	19	12
45 - 49	28,753	846	12,342	11,583	190	1,192	611	933	12	16
50 - 54	25,996	728	11,141	9,445	287	1,885	521	873	11	18
55 - 59	19,211	508	7,708	5,702	291	2,211	355	570	12	22
60 - 64	13,416	354	4,930	3,608	379	2,787	247	430	10	12
65 - 69	9,894	268	3,301	2,081	361	3,063	139	243	4	14
70 - 74	6,850	192	1,896	1,031	386	2,826	97	129	5	9
75+	8,905	250	1,968	753	1,036	4,374	75	92	6	16
?	158	51	14	28	3	17	2	6	4	5
Total-Totaal	411,695	101,017	93,214	93,899	3,167	19,666	3,935	6,399	254	205

WHITES

TABLE 6 - TYPE OF DWELLING BY AGE AND MARITAL STATUS 1/

Type of dwelling	Age groups - Ouderdomsgroepe										Type woning
	0-14		15-19		20-24		25-64		65+		
	M.	F.-V.	M.	F.-V.	M.	F.-V.	M.	F.-V.	M.	F.-V.	
House	140,300	916	2,907	5,666	62,865	61,275	4,688	2,527	4,688	2,527	Huis
Married	166,886	8,456	8,456	4,066	8,108	10,657	1,573	6,394	1,573	6,394	Nie getroud
Not married	307,186	50,327	13,139	12,824	9,732	70,973	6,261	8,921	6,261	8,921	Totaal
Flat	41,238	6,354	1,795	492	1,795	16,595	2,065	1,074	2,065	1,074	Woonstel
Married	37,126	1,741	1,741	1,795	1,831	4,576	470	3,187	470	3,187	Getroud
Not married	78,364	6,354	1,769	2,290	3,626	21,171	2,535	4,261	2,535	4,261	Nie getroud
Apartment	1,390	3	3	66	94	622	80	53	80	53	Woonkamer
Married	3,819	169	74	369	150	1,146	178	513	178	513	Nie getroud
Not married	5,209	169	85	109	244	1,768	258	566	258	566	Totaal
Licensed hotel	934	97	38	6	15	445	56	15	56	15	Geliesenseerde hotel
Married	1,458	108	38	26	98	551	99	106	99	106	Nie getroud
Not married	2,392	108	38	32	113	996	155	121	155	121	Totaal
Private hotel/boarding house	1,784	20	20	106	743	662	114	71	114	71	Private hotel/lossieshuis
Married	3,863	166	166	375	853	1,002	125	454	125	454	Nie getroud
Not married	5,647	203	137	186	442	1,596	239	525	239	525	Totaal
Institution	351	1	1	3	87	39	121	100	121	100	Instyting
Married	3,648	715	166	203	49	316	300	925	300	925	Nie getroud
Not married	3,999	715	166	204	52	403	421	1,025	421	1,025	Totaal
Other collective dwellings	333	1	1	17	20	127	13	7	13	7	Ander gemeenskaplike wonings
Married	7,021	523	1,154	1,216	702	394	48	105	48	105	Getroud
Not married	7,354	523	1,155	1,217	722	521	61	112	61	112	Totaal
Other	137	4	4	7	15	55	46	2	46	2	Ander
Married	131	28	1	1	5	24	6	8	6	8	Nie getroud
Not married	268	28	8	5	18	79	14	10	14	10	Totaal
?	297	103	48	3	13	126	20	16	20	16	?
Married	806	103	48	43	82	137	127	20	127	20	Getroud
Not married	1,103	103	48	46	89	263	39	123	39	123	Totaal
Total	186,764	1,480	4,281	9,718	81,665	78,503	7,165	3,865	7,165	3,865	Getroud
Married	224,758	15,433	12,462	6,420	16,105	23,738	2,819	11,799	2,819	11,799	Nie getroud
Not married	411,522	58,555	16,512	16,638	97,770	102,241	9,984	15,664	9,984	15,664	Totaal

1/ "Not married" includes marital status unspecified
2/ Excludes age unspecified

1/ "Nie getroud" sluit in huwelikstaats ongespesifiseer
2/ Sluit uit ouderdom ongespesifiseer

WHITES

TABLE 8 - BIRTHPLACE BY AGE AND NATIONALITY

Birthplace and nationality	Age groups - Ouderdomsgroep												Geboorteplek en burgerskap	
	0-14		15-19		20-24		25-54		65+		?	M.		F.-V.
	M.	F.-V.	M.	F.-V.	M.	F.-V.	M.	F.-V.	M.	F.-V.				
South Africa													Suid-Afrika	
S. African	56,366	14,916	15,390	14,302	14,632	68,161	74,681	3,908	7,635	3,908	47	47	S.-Afrikaner	
Not S. African	2,134	787	59	43	29	126	244	12	35	12	-	-	Nie-S.-Afrikaner	
Total	57,153	14,975	15,423	14,331	14,675	68,287	74,925	3,920	7,670	3,920	47	47	Totaal	
Cape													Kaap	
S. African	2,426	1,153	1,138	1,995	1,819	17,723	19,502	2,031	4,089	2,031	5	10	S.-Afrikaner	
Not S. African	42	7	8	2	9	45	81	7	21	7	-	-	Nie-S.-Afrikaner	
Total	2,468	1,160	1,146	1,997	1,828	17,768	19,583	2,038	4,060	2,038	5	10	Totaal	
Natal													Natal	
S. African	1,136	423	416	502	566	3,190	3,608	197	401	197	1	2	S.-Afrikaner	
Not S. African	18	4	1	3	5	12	17	3	401	3	-	-	Nie-S.-Afrikaner	
Total	1,154	427	417	505	571	3,202	3,625	200	401	200	1	2	Totaal	
Transvaal													Transvaal	
S. African	50,983	12,713	13,208	11,055	11,456	40,543	43,910	1,090	1,988	1,090	39	28	S.-Afrikaner	
Not S. African	664	40	29	22	28	38	113	2	10	2	-	-	Nie-S.-Afrikaner	
Total	51,647	12,753	13,237	11,077	11,484	40,701	44,023	1,092	1,998	1,092	39	28	Totaal	
O.F.S.													O.V.S.	
S. African	740	337	335	559	624	6,082	6,771	549	1,077	549	1	1	S.-Afrikaner	
Not S. African	60	2	3	1	1	7	23	-	3	-	-	-	Nie-S.-Afrikaner	
Total	749	339	338	560	624	6,089	6,794	549	1,080	549	1	1	Totaal	
South Africa (so stated)													Suid-Afrika (so opgege)	
S. African	1,081	1,080	230	283	191	167	523	890	41	130	1	6	S.-Afrikaner	
Not S. African	54	6	2	2	1	4	10	-	1	-	-	-	Nie-S.-Afrikaner	
Total	1,135	1,147	236	285	192	168	527	900	41	131	1	6	Totaal	
Other in Africa													Ander in Afrika	
South West Africa	97	25	16	62	89	314	386	5	8	5	-	-	Suidwes-Afrika	
S. African	2	-	-	-	1	8	14	-	5	-	-	-	S.-Afrikaner	
Not S. African	99	94	16	62	40	322	400	5	8	5	-	-	Nie-S.-Afrikaner	
Total	1,071	99	16	62	40	322	400	5	8	5	-	-	Totaal	
British countries and colonies													Rhodesië en Nyasaaland	
Rhodesias and Nyasaaland	249	251	51	63	58	345	476	4	9	4	-	-	Rhodesië en Nyasaaland	
S. African	164	143	46	53	33	50	54	1	242	1	-	-	S.-Afrikaner	
Not S. African	413	894	97	116	77	108	399	559	5	5	-	-	Nie-S.-Afrikaner	
Total	964	56	38	25	45	39	277	351	23	57	-	-	Totaal	
Other													Ander	
S. African	320	41	11	23	25	22	72	73	3	3	-	-	S.-Afrikaner	
Not S. African	47	41	11	23	25	22	72	73	3	3	-	-	Nie-S.-Afrikaner	
Total	1,284	100	97	48	70	61	349	424	26	60	-	-	Totaal	
Portuguese territories													Portugese gebiede	
S. African	208	12	9	6	8	6	73	83	3	3	-	-	S.-Afrikaner	
Not S. African	262	31	21	22	26	8	56	43	3	3	-	-	Nie-S.-Afrikaner	
Total	470	67	40	27	34	14	129	126	3	3	-	-	Totaal	
Other territories													Ander gebiede	
S. African	13	10	14	8	5	9	99	103	12	11	-	-	S.-Afrikaner	
Not S. African	64	52	18	18	22	30	149	182	4	12	-	-	Nie-S.-Afrikaner	
Total	85	77	32	26	27	39	248	285	16	23	-	-	Totaal	

WHITES

TABLE 8 - BIRTHPLACE BY AGE AND NATIONALITY

Birthplace and nationality	Age groups - Ouderdomsgroep												Geboorteplek en burgerskap	
	0-14		15-19		20-24		25-54		65+		?	M.		F.-V.
	M.	F.-V.	M.	F.-V.	M.	F.-V.	M.	F.-V.	M.	F.-V.				
Europe													Europa	
United Kingdom	18,519	226	209	149	176	5,711	5,754	2,354	3,509	2,354	5	4	S.-Afrikaner	
S. African	12,318	783	366	375	479	4,275	4,166	242	513	242	2	3	Nie-S.-Afrikaner	
Not S. African	30,837	1,042	575	524	540	9,986	9,920	2,596	4,022	2,596	7	7	Totaal	
Italy													Italië	
S. African	757	24	8	9	23	13	302	273	48	32	-	-	S.-Afrikaner	
Not S. African	4,784	304	132	122	232	178	1,985	1,344	75	111	4	2	Nie-S.-Afrikaner	
Total	5,541	328	140	131	255	191	2,287	1,617	123	143	4	2	Totaal	
Germany													Duitsland	
S. African	3,908	17	15	18	23	21	1,654	1,438	273	435	1	2	S.-Afrikaner	
Not S. African	4,509	207	103	88	264	202	1,624	1,417	125	232	1	1	Nie-S.-Afrikaner	
Total	8,417	224	118	106	287	223	3,278	2,855	398	727	2	2	Totaal	
Netherlands													Nederland	
S. African	1,942	21	18	19	37	21	526	445	105	123	-	-	S.-Afrikaner	
Not S. African	4,461	354	181	183	171	169	1,922	1,322	60	76	3	3	Nie-S.-Afrikaner	
Total	5,803	375	208	202	208	190	2,123	1,767	165	199	-	-	Totaal	
Ireland													Irland	
S. African	1,087	3	4	4	3	3	286	353	191	241	-	-	S.-Afrikaner	
Not S. African	532	24	14	7	10	31	169	240	10	20	-	-	Nie-S.-Afrikaner	
Total	1,619	27	16	11	10	34	455	593	201	261	-	-	Totaal	
Other													Ander	
S. African	12,781	52	41	37	70	47	4,881	4,423	1,710	1,457	4	6	S.-Afrikaner	
Not S. African	8,502	388	189	158	359	243	3,314	2,514	433	2	2	4	Nie-S.-Afrikaner	
Total	21,283	440	230	195	423	230	8,195	6,937	2,143	1,988	6	10	Totaal	
America N. & S.													Amerika N. & S.	
S. African	599	18	4	2	2	3	174	233	45	95	-	-	S.-Afrikaner	
Not S. African	732	73	19	18	15	24	236	266	26	20	2	2	Nie-S.-Afrikaner	
Total	1,331	91	73	23	20	27	410	499	71	115	2	3	Totaal	
Asia													Asië	
S. African	1,388	51	19	26	23	23	557	475	82	89	1	1	S.-Afrikaner	
Not S. African	1,204	115	85	36	38	50	370	394	33	53	-	-	Nie-S.-Afrikaner	
Total	2,592	166	126	54	61	73	927	869	115	142	1	1	Totaal	
Oceania													Oseanië	
S. African	970	3	5	5	2	2	231	275	178	265	-	-	S.-Afrikaner	
Not S. African	316	30	26	2	16	13	91	117	6	9	-	-	Nie-S.-Afrikaner	
Total	1,286	33	31	11	3	21	322	392	184	274	-	-	Totaal	
?													?	
S. African	211	42	13	6	9	1	33	58	9	15	1	3	S.-Afrikaner	
Not S. African	144	38	20	5	6	4	21	27	4	6	1	4	Nie-S.-Afrikaner	
Total	355	80	41	11	15	5	54	85	13	21	2	7	Totaal	
Total													Totaal	
S. African	370,252	57,280	15,395	15,768	15,093	83,624	89,807	8,950	13,984	8,950	59	64	S.-Afrikaner	
Not S. African	41,443	3,435	1,204	1,145	1,547	14,147	12,446	1,034	1,661	1,034	15	18	Nie-S.-Afrikaner	
Total	411,695	60,715	16,599	16,913	16,640	97,771	102,253	9,984	15,665	9,984	74	82	Totaal	

TABLE 10 - RELIGION BY AGE

TABLE 10 - GODSDIENS VOLGENS OUDERDOM

Religion	Total Totaal	Age groups - Ouderdomsgroepe												Godsdien
		0-14		15-19		20-24		25-64		65+		M.	F.-V.	
		M.	F.-V.	M.	F.-V.	M.	F.-V.	M.	F.-V.	M.	F.-V.			
Nederduits Gereformeerde	76,022	12,158	11,922	3,367	3,451	3,735	3,429	17,269	17,293	1,323	2,075	Nederduits Gereformeerde		
Gereformeerde	8,284	1,393	1,394	387	363	347	394	1,852	1,772	136	246	Gereformeerde		
Nederduits Hervormde	17,016	3,144	2,983	816	845	848	765	3,648	3,400	238	329	Nederduits Hervormde		
Anglican	70,612	9,253	8,742	2,757	2,844	2,436	2,644	16,761	19,311	2,022	3,842	Anglikaanse		
Methodist	45,670	6,824	6,777	1,867	1,953	1,857	2,076	10,191	11,681	830	1,614	Metodiste		
Presbyterian	22,573	2,715	2,556	848	773	707	772	5,800	6,204	845	1,353	Presbiteriaanse		
Congregational	1,558	243	235	61	42	46	44	349	413	47	78	Congregational		
Lutheran	4,538	486	485	96	110	186	178	1,380	1,296	178	243	Lutherse		
Roman Catholic	48,106	7,556	7,443	1,790	1,935	1,954	2,011	11,570	11,775	752	1,310	Rooms-Katolieke		
Apostolic Faith Mission	7,264	1,456	1,405	317	384	346	349	1,375	1,369	103	160	Apostoliese Geeloofsending		
Baptist	4,334	642	549	182	208	220	206	909	1,072	99	247	Baptiste		
Seventh Day Adventist	1,431	195	208	76	60	63	72	254	377	34	92	Sewende Dag Adventiste		
Other Christian	27,641	4,820	4,608	1,162	1,144	1,081	1,031	6,195	6,293	502	805	Ander Christelike		
Jewish	57,806	7,725	7,283	2,261	2,261	1,703	1,925	14,121	15,457	2,391	2,679	Joods		
Other	555	42	39	20	7	24	15	186	147	40	35	Ander		
Object and no religion	10,372	1,167	1,055	269	237	543	387	3,787	2,460	237	230	Maak beswaar en geen godsdiens		
?	7,776	967	954	322	294	346	338	2,114	1,921	197	323	?		
Total	411,658	60,786	58,638	16,598	16,911	16,442	16,636	97,761	102,241	9,984	15,661	Totaal		

1/ Includes age unspecified
1/ Sluit in ouderdom ongespesifiseer

TABLE 11 - BIRTHPLACE BY INDUSTRY

TABLE 11 - GEBORTEPLEK VOLGENS NYWERHEID

Birthplace and sex	Total Totaal	Industry divisions - Nywerheidsafdelings												Geboorteplek en geslag						
		Agriculture		Mining		Manufacturing		Construction		Electricity		Commerce			Handel		Transport	Services	Unemployed and unskilled	Not economically active
		Agri-culture	Mining	Manu-facturing	Con-struction	Elec-tricity	Wholesale and retail trade	Motor trade	Other	Motor trade	Other	Transport	Services		Unemployed and unskilled	Not economically active				
South Africa	M. 158,711 F. 169,061 T. 326,772	525	3,903	21,128	7,239	1,509	12,735	3,077	6,124	9,965	16,897	4,720	70,889	M. 70,889 F. 122,161 T. 193,050	South-Afrika					
Cape	M. 25,456 F. 28,926 T. 54,382	132	833	4,361	1,463	291	2,887	522	1,817	2,695	4,565	1,000	4,870	M. 4,870 F. 18,806 T. 23,676	Kaap					
Natal	M. 5,489 F. 6,084 T. 11,573	19	145	996	313	79	653	138	356	329	627	178	1,656	M. 1,656 F. 3,899 T. 5,555	Natal					
Transvaal	M. 117,307 F. 130,872 T. 238,179	295	2,572	14,142	4,654	1,060	8,261	2,217	3,468	5,848	10,100	3,152	61,548	M. 61,548 F. 91,093 T. 152,641	Transvaal					
O.F.S.	M. 8,287 F. 9,542 T. 17,829	76	317	1,452	734	82	798	172	446	1,019	1,467	295	1,429	M. 1,429 F. 6,344 T. 7,773	O.V.S.					
South Africa (so stated)	M. 2,192 F. 2,637 T. 4,829	3	36	177	75	7	136	28	37	74	138	95	1,886	M. 1,886 F. 2,019 T. 3,405	South-Afrika (so opgege)					
Other in Africa	M. 513 F. 558 T. 1,071	2	18	80	38	5	66	15	32	42	81	12	122	M. 122 F. 338 T. 460	Ander in Afrika					
South West Africa	M. 991 F. 1,186 T. 2,177	1	17	136	37	8	75	19	49	26	95	18	510	M. 510 F. 821 T. 1,331	Southwes-Afrika					
British countries and colonies	M. 1,186 F. 1,186 T. 2,177	1	17	136	37	8	75	19	49	26	95	18	510	M. 510 F. 821 T. 1,331	Britse lande en kolonies					
Rhodesias and Nyasaland	M. 594 F. 690 T. 1,284	1	17	134	49	5	110	24	70	52	183	37	602	M. 602 F. 443 T. 1,045	Rhodesië en Nyasaland					
Other	M. 260 F. 210 T. 470	1	1	46	8	3	36	9	7	8	32	4	105	M. 105 F. 142 T. 247	Ander					
Portuguese territories	M. 400 F. 435 T. 835	1	2	78	21	3	63	12	25	21	43	16	120	M. 120 F. 283 T. 403	Portugese gebiede					
Other territories	M. 400 F. 435 T. 835	1	2	78	21	3	63	12	25	21	43	16	120	M. 120 F. 283 T. 403	Ander gebiede					

TABLE 11 - BIRTHPLACE BY INDUSTRY

Birthplace and sex	Industry divisions - Nywerheidsafdelings										Total Totaal	Geboorteplek en geslag	
	Commerce - Handel					Industry divisions - Nywerheidsafdelings							
	Wholesale and retail trade	Motor trade	Other	Transport	Services	Unemployed and unclassified	Not economically active	Manufacturing	Construction	Electricity			Mining
Europe	2,314	292	1,371	328	1,934	357	3,247						Europe
United Kingdom	1,444	76	1,444	99	1,883	197	10,657						Verenigde Koninkryk
Italy	3,758	368	2,113	427	3,817	554	13,904						T.
Germany	13	134	45	106	396	117	514						Italy
Netherlands	127	3	45	11	102	26	1,802						T.
Ireland	356	137	90	117	498	143	2,316						T.
Other	1,084	205	150	89	459	108	556						Duitsland
America N. & S.	451	19	76	20	538	50	2,599						T.
Asia	1,535	224	226	109	997	158	3,155						T.
Oceania	351	95	170	105	286	72	611						Nederland
?	103	13	64	16	132	27	169						T.
Total	63	1	37	3	32	8	500						T.
	166	14	101	19	394	35	669						T.
	338	232	338	136	1,411	466	1,830						Ander
	731	16	140	32	668	159	7,584						T.
	4,232	248	478	163	2,079	623	9,394						T.
	106	13	48	14	96	18	153						Amerika N. & S.
	52	-	19	3	82	9	53						T.
	158	13	67	17	182	27	668						T.
	346	25	98	24	229	53	300						Asië
	69	3	37	5	135	17	92						T.
	415	28	135	29	364	70	1,232						T.
	70	14	46	14	86	19	157						Oseanië
	54	2	25	3	73	9	519						T.
	124	16	71	17	159	28	676						T.
	19	-	3	6	13	10	100						T.
	6	-	4	7	34	15	229						T.
	21,153	4,175	8,611	10,945	22,281	6,039	79,542						M. Totaal
	14,990	907	7,438	1,922	16,714	2,547	151,518						V. Totaal
	36,143	5,082	16,049	12,867	40,995	8,586	231,060						T. Totaal

TABLE 12 - INDUSTRY BY AGE, NATIONALITY AND BIRTHPLACE

Industry divisions, nationality and birthplace	Age groups - Ouderdomsgroepe										Total	Nywerheidsafdelings, burgerskap en geboorteplek						
	20-24					25-34							35-64					65+
	M.	F.-V.	M.	F.-V.	M.	F.-V.	M.	F.-V.	M.	F.-V.			M.	F.-V.	M.	F.-V.		
Agriculture	69	2	51	6	97	10	302	48	64	3	-	-	-	-	Landbou			
South African, born in S.A.	21	-	8	-	12	2	98	15	34	4	-	-	-	-	Suid-Afrikaner, gebore in S.A.			
South African, not born in S.A.	19	-	16	-	38	3	92	15	13	-	-	-	-	-	Suid-Afrikaner, nie in S.A. gebore			
Other	109	2	70	7	147	15	492	78	111	7	-	-	-	-	Ander			
Total	288	47	540	70	835	53	2,235	96	70	2	3	-	-	-	Totaal			
Mining	214	47	540	70	835	53	2,235	96	70	2	3	-	-	-	Myntone			
South African, born in S.A.	25	4	9	-	43	6	276	16	53	2	1	-	-	-	Suid-Afrikaner, gebore in S.A.			
South African, not born in S.A.	22	1	62	6	134	7	87	8	8	-	-	-	-	-	Suid-Afrikaner, nie in S.A. gebore			
Other	315	49	611	76	1,012	66	2,598	120	131	4	4	-	-	-	Ander			
Total	849	813	3,305	1,406	6,372	2,202	9,756	4,016	248	58	10	2	-	-	Totaal			
Manufacturing	1,407	813	3,305	1,406	6,372	2,202	9,756	4,016	248	58	10	2	-	-	Fabriekswese			
South African, born in S.A.	30	13	114	41	472	145	3,488	808	506	47	-	-	-	-	Suid-Afrikaner, gebore in S.A.			
South African, not born in S.A.	94	63	477	211	1,554	340	3,143	694	139	15	3	-	-	-	Suid-Afrikaner, nie in S.A. gebore			
Other	1,531	889	3,896	1,658	8,398	2,687	16,387	5,518	893	120	13	2	-	-	Ander			
Total	3,332	2,515	8,688	3,896	16,387	5,518	31,118	10,874	1,658	230	16	5	-	-	Totaal			
Construction	420	33	873	85	1,913	103	3,953	192	102	7	5	-	-	-	Konstruksie			
South African, born in S.A.	83	11	25	-	131	13	900	65	83	4	-	-	-	-	Suid-Afrikaner, gebore in S.A.			
South African, not born in S.A.	80	4	119	15	569	24	1,290	37	27	-	-	-	-	-	Suid-Afrikaner, nie in S.A. gebore			
Other	583	38	1,017	100	2,613	140	6,143	294	212	11	9	-	-	-	Ander			
Total	1,483	53	1,900	36	3,994	25	828	66	22	-	-	-	-	-	Totaal			
Electricity	151	24	190	36	394	25	828	66	22	-	-	-	-	-	Elektrisiteit			
South African, born in S.A.	7	-	4	-	17	1	184	5	18	1	-	-	-	-	Suid-Afrikaner, gebore in S.A.			
South African, not born in S.A.	23	3	9	5	42	5	102	10	2	-	-	-	-	-	Suid-Afrikaner, nie in S.A. gebore			
Other	181	27	203	41	453	31	1,114	81	42	1	1	-	-	-	Ander			
Total	258	34	296	82	667	45	1,300	96	62	2	1	-	-	-	Totaal			
Commerce	1,885	181	2,066	41	453	31	1,114	81	42	1	1	-	-	-	Groot- en kleinhandel			
Wholesale and retail trade	1,567	151	1,718	36	394	25	828	66	22	-	-	-	-	-	Suid-Afrikaner, gebore in S.A.			
South African, born in S.A.	758	71	829	36	994	25	2,498	181	35	1	-	-	-	-	Suid-Afrikaner, nie in S.A. gebore			
South African, not born in S.A.	76	-	4	-	17	1	184	5	18	1	-	-	-	-	Ander			
Other	73	1	788	180	1,079	215	1,752	403	83	2	-	-	-	-	Totaal			
Total	3,074	181	4,577	533	6,671	491	11,683	316	35	2	-	-	-	-	Totaal			
Wholesale and retail trade	2,498	181	2,679	162	3,504	249	6,691	613	240	111	1	-	-	-	Groot- en kleinhandel			
South African, born in S.A.	1,655	619	1,650	1,768	3,504	249	6,691	613	240	111	1	-	-	-	Suid-Afrikaner, gebore in S.A.			
South African, not born in S.A.	21	13	75	52	373	190	4,016	1,473	775	128	2	-	-	-	Suid-Afrikaner, nie in S.A. gebore			
Other	94	74	277	190	941	412	1,764	856	102	21	1	-	-	-	Ander			
Total	14,986	786	2,002	2,010	4,818	3,100	12,471	8,462	1,117	260	4	-	-	-	Totaal			
Motor trade	758	430	888	162	1,120	181	1,168	316	35	1	-	-	-	-	Motorhandel			
South African, born in S.A.	758	430	888	162	1,120	181	1,168	316	35	1	-	-	-	-	Suid-Afrikaner, gebore in S.A.			
South African, not born in S.A.	76	-	4	-	17	1	184	5	18	1	-	-	-	-	Suid-Afrikaner, nie in S.A. gebore			
Other	73	1	788	180	1,079	215	1,752	403	83	2	-	-	-	-	Ander			
Total	3,074	181	4,577	533	6,671	491	11,683	316	35	2	-	-	-	-	Totaal			
Other	1,449	19	27	41	113	83	989	432	278	77	1	-	-	-	Ander			
Total	1,763	28	88	85	130	326	1,81	568	307	36	13	-	-	-	Totaal			
Total	8,507	500	1,357	1,604	3,882	1,613	4,587	2,699	571	161	2	-	-	-	Totaal			

TABLE 12 - INDUSTRY BY AGE, NATIONALITY AND BIRTHPLACE

TABEL 12 - NYWERHEID VOLGENS OUDERMOM, BURGERSKAP EN GEBORTOPLEK

Industry divisions, nationality and birthplace	Age groups - Ouderdomsgroepe												Nyerheidsafdelings, burgerkap en geboorteplek				
	Total - Totaal		-20		20-24		25-34		35-64		65+			?			
	M.	F.-V.	M.	F.-V.	M.	F.-V.	M.	F.-V.	M.	F.-V.	M.	F.-V.					
Transport	11,643	9,956	1,687	981	521	1,509	437	2,299	254	5,041	465	123	9	3	1	1	Vervoer in S.A., Suid-Afrikaner, gebore in S.A.
South African, born in S.A.	589	488	101	17	5	30	12	48	18	347	65	46	1	-	-	-	Suid-Afrikaner, nie in S.A. gebore
Other	621	494	127	6	16	43	29	166	40	271	42	6	-	2	-	-	Ander
Total	12,853	10,338	1,915	1,004	542	1,582	478	2,513	312	5,659	572	175	10	5	1	1	Totaal
Services	31,184	16,863	14,321	1,000	1,877	2,552	2,953	4,248	2,747	8,619	6,464	442	270	2	10	10	Suid-Afrikaner, gebore in S.A.
South African, born in S.A.	5,402	3,125	2,277	38	49	110	109	294	257	2,186	1,585	494	272	3	5	5	Suid-Afrikaner, nie in S.A. gebore
Other	4,398	2,285	1,137	77	137	224	281	666	577	1,236	1,058	82	55	-	5	5	Ander
Total	40,994	22,273	18,711	1,115	2,063	2,986	3,343	5,208	3,581	12,041	9,107	1,018	597	5	20	20	Totaal
Unemployed and unspecified	6,747	4,756	1,991	549	516	847	420	998	312	2,293	728	65	12	4	3	3	Merklous en ongespesifiseer
South African, born in S.A.	994	708	286	11	11	13	25	49	84	547	198	85	16	3	-	-	Suid-Afrikaner, nie in S.A. gebore
Other	922	629	293	39	51	71	58	136	64	357	114	94	5	2	1	1	Ander
Total	8,663	6,093	2,570	599	578	931	503	1,183	410	3,137	1,040	174	35	9	4	4	Totaal
Total economically active	133,507	87,723	45,784	6,118	6,228	13,121	8,776	22,871	9,734	43,916	20,484	1,668	544	29	18	18	Totaal ekonomies bedrywig
South African, born in S.A.	24,448	17,993	6,455	155	130	447	285	1,613	761	13,353	4,718	2,415	555	10	6	6	Suid-Afrikaner, nie in S.A. gebore
Other	22,684	16,338	6,346	404	442	1,483	939	4,822	1,675	9,172	3,174	444	109	13	7	7	Ander
Total	180,639	122,054	59,585	6,677	6,800	15,051	10,000	29,306	12,170	66,441	28,376	4,527	1,208	22	13	13	Totaal
Not economically active	131,351	70,099	121,252	65,231	63,741	1,187	5,854	181	13,157	1,232	31,360	2,249	7,106	19	34	34	Nie-ekonomies bedrywig
South African, born in S.A.	20,951	4,333	16,618	1,181	1,074	63	175	20	1,030	448	8,555	2,620	5,776	1	8	8	Suid-Afrikaner, nie in S.A. gebore
Other	18,794	5,120	13,684	4,236	3,851	1,339	608	28	2,504	126	5,089	589	1,571	2	11	11	Ander
Total	231,056	79,552	131,304	70,648	68,866	1,389	6,637	229	16,691	1,806	45,004	5,458	14,453	22	53	53	Totaal
Total	324,858	187,822	167,036	71,349	69,969	14,308	14,630	23,052	22,891	45,148	51,844	3,917	7,650	48	52	52	Totaal
South African, born in S.A.	45,399	22,326	23,073	1,386	1,204	510	450	1,633	1,791	13,801	13,273	5,035	6,331	11	14	14	Suid-Afrikaner, nie in S.A. gebore
Other	41,438	21,458	19,980	4,640	4,293	1,622	1,587	4,850	4,179	9,298	8,263	1,033	1,680	15	18	18	Ander
Total	411,695	201,606	210,089	77,325	75,456	16,440	16,637	23,555	26,861	68,247	73,380	9,985	15,661	74	84	84	Totaal

TABLE 13 - INDUSTRY BY IDENTITY OF EMPLOYER AND NATIONALITY

TABEL 13 - NYWERHEID VOLGENS IDENTITEIT VAN WERKEWEE EN BURGERSKAP

Industry divisions, sex and nationality	Total	Identity of employer - Identiteit van werkewewee												Nyerheidsafdelings, geslag en burgerkap				
		Public authorities Openbare owerhede		Subsidiary public authorities Onder-ge-skikte openbare owerhede		Public corporations Openbare Korporasies		Private business enterprises Private huishoudings		Non-profit motive organisations Nie-wins-motiewe organisasies		Not nominally active Nie-ekonomies bedrywig						
		Government	Provincial	Local authorities	Bantu author-ities	Provincial	Provincial	S.A.A.R.	S.A.A.A.	Other	Private	Private	Non-profit		Not			
Agriculture	674	18	-	11	-	-	-	-	-	-	-	-	-	-	-	-	-	Landbou
Male, South African	160	1	-	-	-	-	-	-	-	-	-	-	-	-	-	-	-	Manlik, Suid-Afrikaner
Female, South African	90	-	-	-	-	-	-	-	-	-	-	-	-	-	-	-	-	Vroulik, Suid-Afrikaner
Female, not South African	19	1	-	-	-	-	-	-	-	-	-	-	-	-	-	-	-	Vroulik, nie-Suid-Afrikaner
Total	943	20	-	11	-	-	-	-	-	-	-	-	-	-	-	-	-	Totaal
Mining	4,283	6	-	-	-	-	-	-	-	-	-	-	-	-	-	-	-	Mynewese
Male, South African	291	1	-	-	-	-	-	-	-	-	-	-	-	-	-	-	-	Manlik, Suid-Afrikaner
Female, South African	293	-	-	-	-	-	-	-	-	-	-	-	-	-	-	-	-	Vroulik, Suid-Afrikaner
Female, not South African	22	-	-	-	-	-	-	-	-	-	-	-	-	-	-	-	-	Vroulik, nie-Suid-Afrikaner
Total	4,889	7	-	-	-	-	-	-	-	-	-	-	-	-	-	-	-	Totaal
Manufacturing	25,706	244	11	448	-	-	-	-	-	-	-	-	-	-	-	-	-	Fabriekswese
Male, not South African	5,410	12	1	14	-	-	-	-	-	-	-	-	-	-	-	-	-	Manlik, nie-Suid-Afrikaner
Female, South African	9,552	69	2	21	1	1	1	1	1	1	1	1	1	1	1	1	1	Vroulik, Suid-Afrikaner
Female, not South African	1,323	2	-	4	-	-	-	-	-	-	-	-	-	-	-	-	-	Vroulik, nie-Suid-Afrikaner
Total	41,991	327	14	487	1	1	1	1	1	1	1	1	1	1	1	1	1	Totaal
Construction	8,376	483	51	487	5	-	-	-	-	-	-	-	-	-	-	-	-	Konstruksie
Male, not South African	2,039	24	3	18	-	-	-	-	-	-	-	-	-	-	-	-	-	Manlik, nie-Suid-Afrikaner
Female, South African	80	4	-	-	-	-	-	-	-	-	-	-	-	-	-	-	-	Vroulik, Suid-Afrikaner
Female, not South African	10,998	511	55	506	5	-	-	-	-	-	-	-	-	-	-	-	-	Vroulik, nie-Suid-Afrikaner
Total	1,729	1	1	795	-	-	-	-	-	-	-	-	-	-	-	-	-	Totaal
Electricity	1,729	1	1	795	-	-	-	-	-	-	-	-	-	-	-	-	-	Elektrisiteit
Male, not South African	156	-	-	27	-	-	-	-	-	-	-	-	-	-	-	-	-	Manlik, nie-Suid-Afrikaner
Female, South African	158	-	-	9	-	-	-	-	-	-	-	-	-	-	-	-	-	Vroulik, Suid-Afrikaner
Female, not South African	23	-	-	-	-	-	-	-	-	-	-	-	-	-	-	-	-	Vroulik, nie-Suid-Afrikaner
Total	2,066	1	1	851	-	-	-	-	-	-	-	-	-	-	-	-	-	Totaal
Commerce	17,956	8	3	49	-	-	-	-	-	-	-	-	-	-	-	-	-	Groot- en kleinhandel
Male, South African	3,181	-	-	2	-	-	-	-	-	-	-	-	-	-	-	-	-	Manlik, Suid-Afrikaner
Female, South African	13,453	-	-	9	-	-	-	-	-	-	-	-	-	-	-	-	-	Vroulik, Suid-Afrikaner
Female, not South African	1,554	-	-	1	-	-	-	-	-	-	-	-	-	-	-	-	-	Vroulik, nie-Suid-Afrikaner
Total	36,124	8	3	61	1	1	1	1	1	1	1	1	1	1	1	1	1	Totaal
Motor trade	3,525	1	-	5	-	-	-	-	-	-	-	-	-	-	-	-	-	Motorhandel
Male, not South African	650	-	-	1	-	-	-	-	-	-	-	-	-	-	-	-	-	Manlik, nie-Suid-Afrikaner
Female, South African	834	-	-	2	-	-	-	-	-	-	-	-	-	-	-	-	-	Vroulik, Suid-Afrikaner
Female, not South African	73	-	-	-	-	-	-	-	-	-	-	-	-	-	-	-	-	Vroulik, nie-Suid-Afrikaner
Total	5,082	1	-	8	-	-	-	-	-	-	-	-	-	-	-	-	-	Totaal
Other	7,560	301	2	10	-	-	-	-	-	-	-	-	-	-	-	-	-	Ander
Male, not South African	1,044	12	-	4	-	-	-	-	-	-	-	-	-	-	-	-	-	Manlik, nie-Suid-Afrikaner
Female, South African	6,716	13	-	4	-	-	-	-	-	-	-	-	-	-	-	-	-	Vroulik, Suid-Afrikaner
Female, not South African	719	-	-	-	-	-	-	-	-	-	-	-	-	-	-	-	-	Vroulik, nie-Suid-Afrikaner
Total	16,059	326	4	14	-	-	-	-	-	-	-	-	-	-	-	-	-	Totaal

WHITES

TABLE 15 - OCCUPATION BY INDUSTRY

TABLE 15 - BEROEP VOLGENS NYWERHEID

BLANKES

Major occupational groups	Industry divisions - Nywerheidsafdelings											Unemployed and economically active	Total
	Agriculture	Mining	Manufacturing	Construction	Electricity	Commerce - Handel		Transport	Services	Unemployed and economically active	Not economically active		
						Wholesale and retail trade	Motor trade						
Worker in transport and communication	3	112	345	114	107	360	15	273	4,888	423	180	6,820	6,820
		18	173	18	6	236	36	112	383	159	18	1,157	1,157
	3	128	518	132	113	596	51	385	5,271	582	198	7,977	7,977
Craftsman, production worker and labourer													
		1	71	212	10	23	3	28	285	229	58	920	920
			218	1		1		19	4	19	1	244	244
		1	289	213	10	24	3	28	289	248	59	1,164	1,164
Other	17	1,061	17,000	8,009	1,140	1,884	2,231	260	1,345	1,656	1,701	36,304	36,304
		16	3,684	19	4	547	8	73	29	332	110	4,822	4,822
	17	1,077	20,684	8,028	1,144	2,431	2,239	333	1,374	1,988	1,811	41,126	41,126
Services, sports and recreation worker	1	40	118	10	18	71	9	358	122	5,047	120	5,914	5,914
		2	36	6		98		442	57	2,256	75	2,972	2,972
	1	42	154	16	18	169	9	800	179	7,303	195	8,886	8,886
Unemployed and unspecified	1	3	48	7	1	35	5	12	60	50	2,406	2,628	2,628
			35			25		8	5	41	1,291	1,405	1,405
	1	3	83	7	1	60	5	20	65	91	3,637	4,033	4,033
Total economically active	836	4,575	31,105	10,414	1,889	21,360	4,079	8,607	10,937	22,220	6,033	122,045	122,045
	109	316	10,877	583	184	15,012	905	7,438	1,822	18,700	2,544	58,390	58,390
	945	4,891	41,982	10,997	2,073	36,372	4,984	16,045	12,859	40,920	8,567	180,635	180,635
Not economically active												79,542	79,542
												151,518	151,518
												231,060	231,060
Total	836	4,575	31,105	10,414	1,889	21,360	4,079	8,607	10,937	22,220	6,033	201,587	201,587
	109	316	10,877	583	184	15,012	905	7,438	1,822	18,700	2,544	210,108	210,108
	945	4,891	41,982	10,997	2,073	36,372	4,984	16,045	12,859	40,920	8,567	411,695	411,695

WHITES

TABLE 16 - OCCUPATION BY INDUSTRY AND MARITAL STATUS

TABLE 16 - BEROEP VOLGENS NYWERHEID EN HUWELIKSTAAT

BLANKES

Major occupational groups	Industry divisions - Nywerheidsafdelings											Unemployed and economically active	Total
	Agriculture	Mining	Manufacturing	Construction	Electricity	Commerce - Handel		Transport	Services	Unemployed and economically active	Not economically active		
						Wholesale and retail trade	Motor trade						
Professional, technical and related worker	10	81	696	145	38	307	11	149	95	2,112	102	3,746	3,746
Administrative, executive and managerial worker													
		7	239	41	1	289	39	71	39	167	11	904	904
Public administrative official	2	72	919	68	64	1,083	172	1,659	1,021	1,322	261	6,643	6,643
Managerial worker													
		1	351	9	2	368						368	368
Clerical worker	1	1				1,479	126	117	9	92	113	2,300	2,300
Sales worker													
Working proprietor													
Farmer, fisherman, lumberman and related worker	178											198	198
Farmer, farmworker, lumberman	2											2	2
Other													
Miner, quarryman and related worker												612	612
Worker in transport and communication	2	4	36	15	13	43	1	22	992	65	35	1,218	1,218
Craftsman, production worker and labourer													
		265	4,366	49	206	517	967	5	82	41	19	241	241
Labourer	5			1,532				43	441	300	526	9,168	9,168
Other													
Service, sports and recreation worker												1,534	1,534
Unemployed and unspecified												1,414	1,414
Total economically active	200	888	6,698	1,861	327	4,122	1,318	2,099	2,738	5,622	2,476	28,349	28,349
Not economically active												72,908	72,908
Total	200	888	6,698	1,861	327	4,122	1,318	2,099	2,738	5,622	2,476	101,257	101,257

1/ Includes marital status unspecified

1/ Sluit in huwelikstaat ongespesifiseer

WHITES

TABLE 16 - OCCUPATION BY INDUSTRY AND MARITAL STATUS
MALE

Major occupational groups	Industry divisions - Nywerheidsafdelings										Total Totaal	Not eco- nomic- ally active Nie- eko- nomies bedry- wig	
	Agriculture Landbou		Mining Myn- wese	Manufacturing Fabriek- wese	Construction Kon- struksie	Electricity Elektri- siteit	Commerce - Handel		Transport Vervoer	Services Dienste			Unem- ployed and unspeci- fied Werk- loos en on- gespe- sifiseer
	Agri- culture	Land- bou					Whole- sale and retail Groot- en klein handel	Motor trade handel					
Professional, technical and related worker	26	272	2,578	554	261	1,117	55	809	276	6,222	126	-	Professionele, tegniese en verwante werker
Administrative, executive and managerial worker	-	1	-	-	-	-	-	2	4	22	-	-	Administratiewe, uitvoerende en besturende werker
Public administrative official	11	99	3,658	880	17	3,344	585	1,042	445	1,123	89	-	Openbare administratiewe beampte
Managerial worker	8	238	2,547	234	197	2,439	357	2,597	2,153	2,748	295	-	Besturende werker
Clerical worker	-	-	-	-	-	-	-	-	-	-	-	-	Klerklike werker
Sales worker	4	9	1,992	53	12	3,137	397	970	43	203	205	-	Verkoopswerker
Working proprietor	-	-	-	-	-	-	-	-	-	-	-	-	Werkende eienaar
Other	527	1	9	2	2	4,601	8	1	3	65	11	-	Ander
Farmer, fisherman, lumberman and related worker	1	-	-	-	-	2	-	-	1	-	1	-	Boer, visser, bosbou- en verwante werker
Farmer, farmworker, lumberman	1	-	-	-	-	2	-	-	1	-	1	-	Boer, plaaswerker, bosbouwerker
Other	1	-	-	-	-	-	-	-	-	-	-	-	Ander
Miner, quarryman and related worker	1	1,910	-	10	-	-	-	-	-	5	81	-	Myn-, steengroef- en verwante werker
Worker in transport and communication	1	104	280	90	90	304	12	227	3,737	346	116	-	Werk in vervoer en kommunikasie
Craftsman, production worker and labourer	-	1	32	152	8	18	2	23	191	171	34	-	Amagsman, produksiewerker en arbeider
Other	10	754	11,979	6,150	889	1,299	1,210	201	871	1,292	968	-	Ander
Service, sports and recreation worker	1	37	87	8	16	48	8	232	84	3,434	68	-	Diens-, sport- en ontspannings- werker
Unemployed and unspecified	1	3	15	5	1	16	5	8	30	24	848	-	Werkloos en ongespesifiseer
Total economically active	591	3,489	23,177	8,138	1,493	16,333	2,631	6,172	7,838	15,655	2,842	-	Totaal ekonomies bedrywig
Not economically active	-	-	-	-	-	-	-	-	-	-	-	4,855	Nie-ekonomies bedrywig
Total	591	3,489	23,177	8,138	1,493	16,333	2,631	6,172	7,838	15,655	2,842	4,855	Totaal

WHITES

TABLE 16 - OCCUPATION BY INDUSTRY AND MARITAL STATUS
MALE

Major occupational groups	Industry divisions - Nywerheidsafdelings										Total Totaal	Not eco- nomic- ally active Nie- eko- nomies bedry- wig	
	Agriculture Landbou		Mining Myn- wese	Manufacturing Fabriek- wese	Construction Kon- struksie	Electricity Elektri- siteit	Commerce - Handel		Transport Vervoer	Services Dienste			Unem- ployed and unspeci- fied Werk- loos en on- gespe- sifiseer
	Agri- culture	Land- bou					Whole- sale and retail Groot- en klein handel	Motor trade handel					
Professional, technical and related worker	1	11	113	13	8	40	1	27	13	308	22	-	Professionele, tegniese en verwante werker
Administrative, executive and managerial worker	-	-	-	-	-	-	-	-	-	2	-	-	Administratiewe, uitvoerende en besturende werker
Public administrative official	1	9	141	37	-	130	25	54	1	54	3	-	Openbare administratiewe beampte
Managerial worker	1	26	152	13	10	164	23	116	112	216	95	-	Besturende werker
Clerical worker	-	-	-	-	-	-	-	-	-	-	-	-	Klerklike werker
Sales worker	1	-	-	-	-	163	-	63	-	-	62	-	Verkoopswerker
Working proprietor	-	-	-	-	-	312	25	-	-	22	-	-	Werkende eienaar
Other	39	-	1	-	-	-	-	-	-	-	7	-	Ander
Farmer, fisherman, lumberman and related worker	-	-	-	-	-	-	-	-	-	-	-	-	Boer, visser, bosbou- en verwante werker
Farmer, farmworker, lumberman	-	-	-	-	-	-	-	-	-	-	-	-	Boer, plaaswerker, bosbouwerker
Other	-	-	-	-	-	-	-	-	-	-	-	-	Ander
Miner, quarryman and related worker	-	104	-	-	-	-	-	-	-	2	25	-	Myn-, steengroef- en verwante werker
Worker in transport and communication	-	4	29	9	4	13	2	24	159	22	29	-	Werk in vervoer en kommunikasie
Craftsman, production worker and labourer	-	-	-	-	-	-	-	-	-	-	-	-	Amagsman, produksiewerker en arbeider
Labourer	47	42	655	327	45	68	54	16	12	17	5	-	Ander
Other	2	3	9	2	2	10	-	37	6	214	14	-	Diens-, sport- en ontspannings- werker
Service, sports and recreation worker	-	-	-	-	-	-	-	-	-	-	-	-	Werkloos en ongespesifiseer
Unemployed and unspecified	-	-	4	1	-	2	-	-	4	6	241	-	
Total economically active	45	199	1,228	415	69	904	130	337	366	934	704	-	Totaal ekonomies bedrywig
Not economically active	-	-	-	-	-	-	-	-	-	-	-	1,771	Nie-ekonomies bedrywig
Total	45	199	1,228	415	69	904	130	337	366	934	704	1,771	Totaal

WHITES
TABLE 16 - OCCUPATION BY INDUSTRY AND MARITAL STATUS
FEMALE

BLANKES
TABEL 16 - BEROEK VOLGENS NYWERHEID EN HUWELIKSTAAT
VROUOLIK

Major occupational groups	Industry divisions - Nywerheidsafdelings										Unemployed and unspecified	Not economically active	Total	
	Agriculture		Mining	Manufacturing	Construction	Electricity	Commerce		Transport	Services				Unemployed and unspecified
	Landbouwe	Landbouwe					Wholesale and retail trade	Motor trade						
Professional, technical and related worker	2	15	155	6	11	84	-	30	10	3,856	110	-	4,279	Professionele, tegniese en verwante werker
Administrative, executive and managerial worker	-	-	23	1	-	25	-	-	3	1	-	-	93	Administratiewe, uitvoerende en besturende werker
Public administrative official	5	117	1,710	147	58	2,361	249	2,898	809	2,883	410	-	11,647	Openbare administratiewe beampte Besturende werker
Managerial worker	-	-	-	-	-	-	-	-	-	-	-	-	26	Klerklike werker
Sales worker	-	-	53	1	1	778	2	7	5	-	36	-	940	Verkoopswerker
Working proprietor	12	-	-	-	-	-	-	-	-	2	1	-	15	Werkende eienaar
Farmer, fisherman, lumberman and related worker	-	-	-	-	-	-	-	-	-	-	-	-	4	Ander
Farmer, farmworker, lumberman	-	-	-	-	-	-	-	-	-	-	-	-	4	Boer, visser, bosbou- en verwante werker
Other	-	-	-	-	-	-	-	-	-	-	-	-	4	Ander
Miner, quarryman and related worker	-	4	-	-	-	-	-	-	-	-	-	-	4	Myn-, steengroef- en verwante werker
Worker in transport and communication	-	4	37	4	-	59	7	25	272	50	6	-	464	Werker in vervoer en kommunikasie
Craftsman, production worker and labourer	-	-	38	1	2	102	3	-	2	3	55	-	45	Ambagsman, produksiewerker en arbeider
Labourer	-	5	734	4	-	17	-	15	50	851	34	-	1,047	Ander
Service, sports and recreation worker	-	-	10	-	-	-	-	-	16	901	-	-	977	Diens-, sport- en ontspanningswerker
Unemployed and unspecified	-	-	10	-	-	11	-	3	1	16	901	-	942	Werkloos en ongespesifiseer
Total economically active	19	145	2,770	164	72	3,464	261	3,007	1,172	7,853	1,553	-	20,480	Totaal ekonomies bedrywig
Not economically active	-	-	-	-	-	-	-	-	-	-	-	-	69,949	Nie-ekonomies bedrywig
Total	19	145	2,770	164	72	3,464	261	3,007	1,172	7,853	1,553	-	90,429	Totaal

1/ Includes marital status unspecified

1/ Sluit in huwelikstaat ongespesifiseer

WHITES
TABLE 16 - OCCUPATION BY INDUSTRY AND MARITAL STATUS
FEMALE

BLANKES
TABEL 16 - BEROEK VOLGENS NYWERHEID EN HUWELIKSTAAT
VROUOLIK

Major occupational groups	Industry divisions - Nywerheidsafdelings										Unemployed and unspecified	Not economically active	Total	
	Agriculture		Mining	Manufacturing	Construction	Electricity	Commerce		Transport	Services				Unemployed and unspecified
	Landbouwe	Landbouwe					Wholesale and retail trade	Motor trade						
Professional, technical and related worker	4	9	146	8	8	71	2	33	7	2,932	41	-	3,261	Professionele, tegniese en verwante werker
Administrative, executive and managerial worker	-	-	141	2	-	221	6	30	-	2	-	-	2	Administratiewe, uitvoerende en besturende werker
Public administrative official	3	1	3,218	286	72	4,652	473	2,955	385	3,489	162	-	607	Openbare administratiewe beampte Besturende werker
Managerial worker	19	90	-	-	-	273	-	-	-	-	-	-	15,701	Klerklike werker
Clerical worker	-	-	190	3	1	2,931	2	57	8	152	29	-	273	Verkoopswerker
Sales worker	1	-	-	-	-	-	-	-	-	-	-	-	3,374	Werkende eienaar
Working proprietor	-	-	-	-	-	-	-	-	-	-	-	-	32	Ander
Farmer, fisherman, lumberman and related worker	31	-	-	-	-	-	-	-	-	1	-	-	4	Boer, visser, bosbou- en verwante werker
Farmer, farmworker, lumberman	-	-	-	-	-	-	-	-	-	-	-	-	4	Boer, plaaswerker, bosbouwerker
Other	-	-	-	-	-	-	-	-	-	-	-	-	4	Ander
Miner, quarryman and related worker	-	4	-	-	-	-	-	-	-	-	-	-	4	Myn-, steengroef- en verwante werker
Worker in transport and communication	-	6	107	12	4	132	22	65	80	74	7	-	509	Werker in vervoer en kommunikasie
Craftsman, production worker and labourer	-	-	137	12	2	288	4	36	2	8	21	-	148	Ambagsman, produksiewerker en arbeider
Labourer	-	9	2,161	12	-	55	-	253	3	792	7	-	2,673	Ander
Other	-	1	19	3	-	12	-	4	4	14	104	-	1,133	Diens-, sport- en ontspanningswerker
Service, sports and recreation worker	-	-	19	-	-	-	-	-	-	-	-	-	157	Werkloos en ongespesifiseer
Unemployed and unspecified	58	120	6,138	326	87	8,645	509	3,433	497	7,689	372	-	27,874	Totaal ekonomies bedrywig
Total economically active	-	-	-	-	-	-	-	-	-	-	-	-	65,725	Nie-ekonomies bedrywig
Not economically active	-	-	-	-	-	-	-	-	-	-	-	-	93,599	Totaal

WHITES

TABLE 16 - OCCUPATION BY INDUSTRY AND MARITAL STATUS
FEMALEBLANKES
TABEL 16 - BERCEP VOLGENS NYWEHEID EN HUWELIKSTAAT
VROUWLIK

occupational groups	Industry divisions - Nywerheidsafdelings											Unemployed and unspecified	Total	Head of household
	Agriculture	Mining	Manufacturing	Construction	Electricity	Commerce			Transport	Services	Unemployed			
						Wholesale and retail trade	Motor trade	Other						
Professional, technical and related worker	1	4	54	-	1	15	2	9	4	994	37	-	1,121	Professional, tegniiese en verwante werker
Administrative, executive and managerial worker	2	3	75	9	-	109	6	29	11	3	-	-	349	Administratiewe, uitvoerende en besturende werker
Public administrative official	2	34	894	73	22	1,270	119	718	190	1,204	163	-	4,689	Openbare administratiewe beambte
Managerial worker	-	1	70	2	-	176	-	31	10	78	56	-	1,776	Besturende werker
Clerical worker	27	-	-	-	-	1,110	-	-	-	-	-	-	1,137	Klerklike werker
Sales worker	-	-	-	-	-	-	-	-	-	-	-	-	-	Verkoopswerker
Working proprietor	-	-	-	-	-	-	-	-	-	-	-	-	-	Werkende eienaar
Other	-	-	-	-	-	-	-	-	-	-	-	-	-	Ander
Farmer, fisherman, lumberman and related worker	-	-	-	-	-	-	-	-	-	-	-	-	-	Boer, visser, bosbou- en verwante werker
Farmer, farmworker, lumberman	-	-	-	-	-	-	-	-	-	-	-	-	-	Boer, plaaswerker, bosbouwerker
Other	-	-	-	-	-	-	-	-	-	-	-	-	-	Ander
Miner, quarryman and related worker	-	-	-	-	-	-	-	-	-	-	-	-	-	Myn-, steengroef- en verwante werker
Worker in transport and communication	-	6	29	2	2	45	7	22	31	35	5	-	184	Werker in vervoer en kommunikasie
Craftsman, production worker and labourer	-	2	43	3	-	147	1	14	3	5	34	-	48	Ambagsman, produksiewerker en arbeider
Other	-	1	7	3	-	26	-	174	4	612	34	-	861	Ander
Service, sports and recreation worker	-	-	6	-	-	-	-	-	-	11	286	-	306	Diens-, sport- en ontspanningswerker
Unemployed and unspecified	-	-	-	-	-	-	-	-	-	-	-	-	-	Werkloos en ongespesifiseer
Total economically active	32	51	1,967	93	25	2,900	135	998	253	3,153	619	-	10,226	Totaal ekonomies bedrywig
Not economically active	-	-	-	-	-	-	-	-	-	-	-	-	15,839	Nie-ekonomies bedrywig
Total	32	51	1,967	93	25	2,900	135	998	253	3,153	619	-	26,065	Totaal

WHITES

TABLE 17 - OCCUPATION BY INDUSTRY AND HOME LANGUAGE
MALEBLANKES
TABEL 17 - BERCEP VOLGENS NYWEHEID EN HUWELIKSTAAT
MANNLIK

Major occupational groups	Industry divisions - Nywerheidsafdelings											Unemployed and unspecified	Total	Head of household
	Agriculture	Mining	Manufacturing	Construction	Electricity	Commerce			Transport	Services	Unemployed			
						Wholesale and retail trade	Motor trade	Other						
Professional, technical and related worker	-	9	32	6	4	15	1	8	12	144	2	-	233	Professional, tegniiese en verwante werker
Administrative, executive and managerial worker	-	3	37	17	-	45	9	19	17	1	4	-	170	Administratiewe, uitvoerende en besturende werker
Public administrative official	-	14	80	7	6	67	8	77	101	116	10	-	486	Openbare administratiewe beambte
Managerial worker	-	-	43	1	-	39	-	24	1	4	11	-	39	Besturende werker
Clerical worker	14	-	-	-	-	127	13	-	-	-	-	-	16	Klerklike werker
Sales worker	-	-	-	-	-	-	-	-	-	-	-	-	-	Verkoopswerker
Other	-	-	-	-	-	-	-	-	-	-	-	-	-	Werkende eienaar
Farmer, fisherman, lumberman and related worker	-	-	-	-	-	-	-	-	-	-	-	-	-	Boer, visser, bosbou- en verwante werker
Farmer, farmworker, lumberman	-	-	-	-	-	-	-	-	-	-	-	-	-	Boer, plaaswerker, bosbouwerker
Other	-	-	-	-	-	-	-	-	-	-	-	-	-	Ander
Miner, quarryman and related worker	-	109	-	3	-	-	-	-	-	1	9	-	122	Myn-, steengroef- en verwante werker
Worker in transport and communication	-	5	15	2	3	21	-	9	130	16	11	-	212	Werker in vervoer en kommunikasie
Craftsman, production worker and labourer	-	-	2	7	-	47	59	8	5	9	2	-	26	Ambagsman, produksiewerker en arbeider
Other	-	34	452	150	27	2	18	8	45	56	76	-	994	Ander
Service, sports and recreation worker	-	2	6	-	1	3	-	18	9	121	6	-	166	Diens-, sport- en ontspanningswerker
Unemployed and unspecified	-	-	1	-	-	-	-	2	3	1	77	-	84	Werkloos en ongespesifiseer
Total economically active	14	176	668	233	41	364	90	166	323	490	209	-	2,774	Totaal ekonomies bedrywig
Not economically active	-	-	-	-	-	-	-	-	-	-	-	-	1,441	Nie-ekonomies bedrywig
Total	14	176	668	233	41	364	90	166	323	490	209	-	4,215	Totaal

WHITES
TABLE 17 - OCCUPATION BY INDUSTRY AND HOME LANGUAGE
MALE

BLANKES
TABEL 17 - BEROEP VOLGENS NYWERHEID EN HUISTAAL
MANNLIK

Major occupational groups	Industry divisions - Nywerheidsafdelings										Unemployed and unspecified	Total economically active	Total	Not economically active	Total	Head of household	
	Commerce - Handel					Industry divisions - Nywerheidsafdelings											
	Wholesale and retail trade	Motor trade	Other	Transport	Services	Construction	Manufacturing	Electricity	Mining	Agriculture							
Professional, technical and related worker																	
Administrative, executive and managerial worker																	
Public administrative official																	
Managerial worker																	
Clerical worker																	
Sales worker																	
Working proprietor																	
Other																	
Farmer, fisherman, lumberman and related worker																	
Farmer, farmworker, lumberman																	
Other																	
Miner, quarryman and related worker																	
Worker in transport and communication																	
Craftsman, production worker and labourer																	
Labourer																	
Other																	
Service, sports and recreation worker																	
Unemployed and unspecified																	
Total economically active	374	2,492	20,339	4,910	1,384												
Not economically active																	
Total	374	2,492	20,339	4,910	1,384												

English - Engels

English - Engels

Major occupational groups	Industry divisions - Nywerheidsafdelings										Unemployed and unspecified	Total economically active	Total	Not economically active	Total	Head of household	
	Commerce - Handel					Industry divisions - Nywerheidsafdelings											
	Wholesale and retail trade	Motor trade	Other	Transport	Services	Construction	Manufacturing	Electricity	Mining	Agriculture							
Professional, technical and related worker																	
Administrative, executive and managerial worker																	
Public administrative official																	
Managerial worker																	
Clerical worker																	
Sales worker																	
Working proprietor																	
Other																	
Farmer, fisherman, lumberman and related worker																	
Farmer, farmworker, lumberman																	
Other																	
Miner, quarryman and related worker																	
Worker in transport and communication																	
Craftsman, production worker and labourer																	
Labourer																	
Other																	
Service, sports and recreation worker																	
Unemployed and unspecified																	
Total economically active	374	2,492	20,339	4,910	1,384												
Not economically active																	
Total	374	2,492	20,339	4,910	1,384												

WHITES
TABLE 17 - OCCUPATION BY INDUSTRY AND HOME LANGUAGE
MALE

BLANKES
TABEL 17 - BEROEP VOLGENS NYWERHEID EN HUISTAAL
MANNLIK

Major occupational groups	Industry divisions - Nywerheidsafdelings										Unemployed and unspecified	Total economically active	Total	Not economically active	Total	Head of household	
	Commerce - Handel					Industry divisions - Nywerheidsafdelings											
	Wholesale and retail trade	Motor trade	Other	Transport	Services	Construction	Manufacturing	Electricity	Mining	Agriculture							
Professional, technical and related worker																	
Administrative, executive and managerial worker																	
Public administrative official																	
Managerial worker																	
Clerical worker																	
Sales worker																	
Working proprietor																	
Other																	
Farmer, fisherman, lumberman and related worker																	
Farmer, farmworker, lumberman																	
Other																	
Miner, quarryman and related worker																	
Worker in transport and communication																	
Craftsman, production worker and labourer																	
Labourer																	
Other																	
Service, sports and recreation worker																	
Unemployed and unspecified																	
Total economically active	294	1,775	6,801	3,621	413												
Not economically active																	
Total	294	1,775	6,801	3,621	413												

Afrikaans

Afrikaans

Major occupational groups	Industry divisions - Nywerheidsafdelings										Unemployed and unspecified	Total economically active	Total	Not economically active	Total	Head of household	
	Commerce - Handel					Industry divisions - Nywerheidsafdelings											
	Wholesale and retail trade	Motor trade	Other	Transport	Services	Construction	Manufacturing	Electricity	Mining	Agriculture							
Professional, technical and related worker																	
Administrative, executive and managerial worker																	
Public administrative official																	
Managerial worker																	
Clerical worker																	
Sales worker																	
Working proprietor																	
Other																	
Farmer, fisherman, lumberman and related worker																	
Farmer, farmworker, lumberman																	
Other																	
Miner, quarryman and related worker																	
Worker in transport and communication																	
Craftsman, production worker and labourer																	
Labourer																	
Other																	
Service, sports and recreation worker																	
Unemployed and unspecified																	
Total economically active	294	1,775	6,801	3,621	413												
Not economically active																	
Total	294	1,775	6,801	3,621	413												

WHITES

TABLE 16 - OCCUPATION BY INDUSTRY AND MARITAL STATUS
FEMALE

TABLE 16 - BEROEP VOLGENS NYWERHEID EN HUWELIJKSTAAT
VROUWLIK

Major occupational groups Totaal	Industry divisions - Nywerheidsafdelings										Unemployed and unspecified Niet-ekonomies bedrywig	Total economically active Totale ekonomies bedrywig	Not economically active Nie-ekonomies bedrywig	Total Totaal
	Widowed and divorced - Wedstaats en geskei					Commerce - Handel								
	Agri-culture Landbou wese	Mining Myn-wese	Manu-facturing Fabriek-wese	Con-struction Kon-struksie	Elec-tricity Elektri-siteit	Whole-sale and retail trade Groot- en klein handel	Motor trade Motor-handel	Other Ander	Transport Vervoer	Services Dienste				
Professional, technical and related worker Administrative, executive and managerial worker Public administrative official Managerial worker	1	4	54	-	1	15	2	9	4	994	37	-	Professional, tegniese en verwante werker Administratiewe, uitvoerende en Besturende werker Besturende werker	
Clerical worker Sales worker Working proprietor Other Farmer, fisherman, lumberman and related worker Farmer, farmworker, lumberman Other	2	34	894	73	22	1,270	119	718	190	1,204	163	-	Klerklike werker Verkoopswerker Werkende eienaar Ander Boer, visser, bosbou- en verwante werker Boer, plaaswerker, bosbouwerker Ander	
Miner, quarryman and related worker	-	-	-	-	-	-	-	-	-	-	-	-	Myn-, steengroef- en verwante werker	
Worker in transport and communication Craftsman, production worker and labourer Labourer Other	-	6	29	2	2	45	7	22	31	35	5	-	Werker in vervoer en kommunikasie Ambagsman, produksiewerker en arbeider Arbeider Ander	
Service, sports and recreation worker	-	2	43	3	-	147	1	14	3	5	34	-	Diens-, sport- en ontspannings-werker	
Unemployed and unspecified	-	1	7	3	-	26	-	174	4	612	34	-	Werkloos en ongespesifiseer	
Total economically active	32	51	1,967	93	25	2,900	135	998	253	3,153	619	-	Totaal ekonomies bedrywig	
Not economically active	-	-	-	-	-	-	-	-	-	-	-	15,839	Nie-ekonomies bedrywig	
Total	32	51	1,967	93	25	2,900	135	998	253	3,153	619	15,839	Totaal	

WHITES

TABLE 17 - OCCUPATION BY INDUSTRY AND HOME LANGUAGE
MALE

TABLE 17 - BEROEP VOLGENS NYWERHEID EN HUWELIJKSTAAT
MANLIK

Major occupational groups	Industry divisions - Nywerheidsafdelings										Unemployed and unspecified Niet-ekonomies bedrywig	Total economically active Totale ekonomies bedrywig	Not economically active Nie-ekonomies bedrywig	Total Totaal
	English and Afrikaans - Engels en Afrikaans					Commerce - Handel								
	Agri-culture Landbou wese	Mining Myn-wese	Manu-facturing Fabriek-wese	Con-struction Kon-struksie	Elec-tricity Elektri-siteit	Whole-sale and retail trade Groot- en klein handel	Motor trade Motor-handel	Other Ander	Transport Vervoer	Services Dienste				
Professional, technical and related worker Administrative, executive and managerial worker Public administrative official Managerial worker	-	9	32	6	4	15	1	8	12	144	2	-	Professional, tegniese en verwante werker Administratiewe, uitvoerende en Besturende werker Besturende werker	
Clerical worker Sales worker Working proprietor Other Farmer, fisherman, lumberman and related worker Farmer, farmworker, lumberman Other	-	14	80	7	6	67	8	77	101	116	10	-	Klerklike werker Verkoopswerker Werkende eienaar Ander Boer, visser, bosbou- en verwante werker Boer, plaaswerker, bosbouwerker Ander	
Miner, quarryman and related worker	-	109	-	3	-	-	-	-	-	-	9	-	Myn-, steengroef- en verwante werker	
Worker in transport and communication Craftsman, production worker and labourer Labourer Other	-	5	15	2	3	21	-	9	130	16	11	-	Werker in vervoer en kommunikasie Ambagsman, produksiewerker en arbeider Arbeider Ander	
Service, sports and recreation worker	-	2	452	190	1	47	59	18	5	9	2	-	Diens-, sport- en ontspannings-werker	
Unemployed and unspecified	-	-	6	-	1	3	-	2	9	121	6	-	Werkloos en ongespesifiseer	
Total economically active	14	176	668	233	41	364	90	166	323	490	209	-	Totaal ekonomies bedrywig	
Not economically active	-	-	-	-	-	-	-	-	-	-	-	1,441	Nie-ekonomies bedrywig	
Total	14	176	668	233	41	364	90	166	323	490	209	1,441	Totaal	

WHITES
TABLE 17 - OCCUPATION BY INDUSTRY AND HOME LANGUAGE
MALE

BLANKES
TABLE 17 - BEROEP VOLGENS NYWERHEID EN HUISTAAL
MANNLIK

Major occupational groups	Industry divisions - Nywerheidsafdelings										Unemployed and economically active	Total
	English - Engels					Afrikaans						
	Agri- culture	Mining	Manu- facturing	Con- struction	Elec- tricity	Com- merce	Handel	Trans- port	Ser- vices	Unem- ployed and un- specified		
Professional, technical and related worker	28	280	2,647	570	255	1,249	854	226	6,672	201	-	13,040
Administrative, executive and managerial worker	10	95	3,472	594	14	3,234	1,013	2	13	-	-	10,325
Public administrative official	10	327	2,691	233	224	2,632	3,282	1,133	2,716	478	-	14,148
Managerial worker	6	9	2,110	54	14	2,603	942	41	187	-	-	2,603
Clerical worker	306	1	4	2	2	4,931	455	2	32	-	-	9,043
Sales worker	2	-	-	-	-	2	-	1	-	-	-	358
Working proprietor	-	1,011	-	5	-	-	-	-	19	-	-	1,094
Farmer, fisherman, lumberman and related worker	1	54	135	35	56	138	8	146	163	72	-	1,882
Farmer, farmworker, lumberman and other	9	691	9,157	28	805	1,165	174	33	45	4	-	146
Miner, quarryman and related worker	1	20	66	4	8	51	5	206	1,711	68	-	19,122
Worker in transport and communication	1	3	34	1	1	26	3	7	19	1,203	-	2,167
Craftsman, production worker and labourer	374	2,492	20,339	4,910	1,384	16,035	6,631	3,354	13,600	3,401	-	75,260
Labourer	-	-	-	-	-	-	-	-	-	-	-	47,782
Other	374	2,492	20,339	4,910	1,384	16,035	6,631	3,354	13,600	3,401	-	123,042
Service, sports and recreation worker	-	-	-	-	-	-	-	-	-	-	-	47,782
Unemployed and unspecified	-	-	-	-	-	-	-	-	-	-	-	47,782
Total economically active	-	-	-	-	-	-	-	-	-	-	-	47,782
Not economically active	-	-	-	-	-	-	-	-	-	-	-	47,782
Total	374	2,492	20,339	4,910	1,384	16,035	6,631	3,354	13,600	3,401	-	123,042

WHITES
TABLE 17 - OCCUPATION BY INDUSTRY AND HOME LANGUAGE
MALE

BLANKES
TABLE 17 - BEROEP VOLGENS NYWERHEID EN HUISTAAL
MANNLIK

Major occupational groups	Industry divisions - Nywerheidsafdelings										Unemployed and economically active	Total
	English - Engels					Afrikaans						
	Agri- culture	Mining	Manu- facturing	Con- struction	Elec- tricity	Com- merce	Handel	Trans- port	Ser- vices	Unem- ployed and un- specified		
Professional, technical and related worker	4	56	298	46	28	81	3	71	122	14	-	2,091
Administrative, executive and managerial worker	1	12	190	176	3	226	51	76	4	-	-	14
Public administrative official	1	52	658	55	38	796	94	839	1,997	129	-	1,008
Managerial worker	-	1	198	5	-	151	64	150	7	-	-	151
Clerical worker	281	-	6	-	-	7	-	-	44	7	-	1,187
Sales worker	1	-	-	-	-	-	-	-	-	-	-	346
Working proprietor	1	1,262	1	3	-	-	-	-	81	76	-	1,424
Farmer, fisherman, lumberman and related worker	2	53	186	76	47	186	6	116	3,609	96	-	4,615
Farmer, farmworker, lumberman and other	3	320	5,171	3,074	283	393	581	23	244	175	-	745
Miner, quarryman and related worker	-	18	38	5	9	11	4	119	82	31	-	11,580
Worker in transport and communication	-	9	9	4	-	6	2	2	46	27	-	3,108
Craftsman, production worker and labourer	294	1,775	6,801	3,621	413	2,567	806	1,462	6,941	1,945	-	11,074
Labourer	-	-	-	-	-	-	-	-	-	-	-	33,342
Other	294	1,775	6,801	3,621	413	2,567	806	1,462	6,941	1,945	-	25,483
Service, sports and recreation worker	-	-	-	-	-	-	-	-	-	-	-	56,825
Unemployed and unspecified	-	-	-	-	-	-	-	-	-	-	-	56,825
Total economically active	-	-	-	-	-	-	-	-	-	-	-	56,825
Not economically active	-	-	-	-	-	-	-	-	-	-	-	56,825
Total	294	1,775	6,801	3,621	413	2,567	806	1,462	6,941	1,945	-	113,650

WHITES
TABLE 17 - OCCUPATION BY INDUSTRY AND HOME LANGUAGE
MALE

BLANKES
TABLE 17 - BEROEP VOLGENS NYWERHEID EN HUISTAAL
MANKLIK

Major occupational groups	Industry divisions - Nywerheidsafdelings										Not economically active	Total	
	Agriculture		Mining	Manufacturing	Construction	Electricity	Commerce		Transport				Unemployed and unspecified
	Agri-culture	Landbou					Wholesale and retail trade	Motor trade	Other	Motor trade			
Professional, technical and related worker	5	19	410	90	20	119	5	52	24	458	33	-	Professional, tegniese en verwante werker
Administrative, executive and managerial worker	-	-	-	-	-	-	-	-	-	-	-	-	Administratiewe, uitvoerende en besturende werker
Public administrative official	1	5	340	171	1	258	31	59	55	235	16	-	Openbare administratiewe beampte Besturende werker
Managerial worker	-	3	190	20	3	192	28	175	55	115	34	-	Klerklike werker
Clerical worker	-	-	-	-	-	875	-	-	-	-	-	-	Verkoopswerker
Sales worker	-	-	-	-	-	645	16	34	8	85	43	-	Werkende eienaar
Working proprietor	-	-	-	-	-	-	-	-	-	-	-	-	Ander
Other	-	-	-	-	-	-	-	-	-	-	-	-	Boer, visser, bosbou- en verwante werker
Farmer, fisherman, lumberman and related worker	143	-	1	-	1	2	-	-	-	3	6	-	Boer, plaaswerker, bosbouwerker
Farmer, farmworker, lumberman	-	-	-	-	-	-	-	-	-	-	-	-	Ander
Other	-	-	-	-	-	-	-	-	-	-	-	-	Myn-, steengroef- en verwante werker
Miner, quarryman and related worker	-	90	-	-	-	-	-	-	-	11	9	-	Werker in vervoer en kommunikasie
Worker in transport and communication	-	-	9	1	1	15	1	2	75	6	1	-	Ambagsman, produksiewerker en arbeider
Craftsman, production worker and labourer	-	-	-	-	-	-	-	-	3	-	-	-	Ander
Labourer	3	-	-	-	-	-	-	12	101	64	163	-	Diens-, sport- en ontspannings-werker
Other	4,608	16	2,220	1,361	25	279	362	-	4	424	15	-	Werkloos en ongespesifiseer
Service, sports and recreation worker	-	-	8	1	-	6	-	15	4	424	15	-	Totaal ekonomies bedrywig
Unemployed and unspecified	-	-	4	2	-	3	-	1	-	3	148	-	Totaal
Total economically active	154	133	3,297	1,650	51	2,394	443	350	325	1,404	468	-	Nie-ekonomies bedrywig
Not economically active	-	-	-	-	-	-	-	-	-	-	-	-	Totaal
Total	154	133	2,297	1,650	51	2,394	443	350	325	1,404	468	-	

Other and unspecified - ander en ongespesifiseer

WHITES
TABLE 17 - OCCUPATION BY INDUSTRY AND HOME LANGUAGE
FEMALE

BLANKES
TABLE 17 - BEROEP VOLGENS NYWERHEID EN HUISTAAL
VKOLLIK

Major occupational groups	Industry divisions - Nywerheidsafdelings										Not economically active	Total	
	Agriculture		Mining	Manufacturing	Construction	Electricity	Commerce		Transport				Unemployed and unspecified
	Agri-culture	Landbou					Wholesale and retail trade	Motor trade	Other	Motor trade			
Professional, technical and related worker	-	1	6	-	-	4	-	1	-	153	6	-	Professionele, tegniese en verwante werker
Administrative, executive and managerial worker	-	-	-	-	-	-	-	-	-	-	-	-	Administratiewe, uitvoerende en besturende werker
Public administrative official	-	-	6	1	-	5	-	-	1	13	-	-	Openbare administratiewe beampte Besturende werker
Managerial worker	2	4	132	10	-	160	20	138	29	164	15	-	Klerklike werker
Clerical worker	-	-	-	-	-	6	-	-	-	-	-	-	Verkoopswerker
Sales worker	-	-	-	-	-	122	-	-	-	9	3	-	Werkende eienaar
Working proprietor	-	-	-	-	-	-	-	-	-	-	-	-	Ander
Farmer, fisherman, lumberman and related worker	-	-	12	-	-	-	-	-	-	-	-	-	Boer, visser, bosbou- en verwante werker
Farmer, farmworker, lumberman	-	-	-	-	-	-	-	-	-	-	-	-	Boer, plaaswerker, bosbouwerker
Other	-	-	-	-	-	-	-	-	-	-	-	-	Ander
Miner, quarryman and related worker	-	1	-	-	-	-	-	-	-	-	-	-	Myn-, steengroef- en verwante werker
Worker in transport and communication	-	1	7	-	1	4	3	2	5	2	-	-	Werker in vervoer en kommunikasie
Craftsman, production worker and labourer	-	-	-	-	-	-	-	-	-	9	-	-	Ambagsman, produksiewerker en arbeider
Labourer	14	-	5	1	1	18	-	2	3	8	2	-	Ander
Other	161	-	121	1	-	-	-	14	2	67	1	-	Diens-, sport- en ontspannings-werker
Service, sports and recreation worker	-	-	-	-	-	2	-	-	-	1	37	-	Werkloos en ongespesifiseer
Unemployed and unspecified	40	-	1	-	-	1	-	-	-	1	64	-	Totaal ekonomies bedrywig
Total economically active	2	12	290	12	2	322	23	159	40	426	64	-	Totaal
Not economically active	-	-	-	-	-	-	-	-	-	-	-	-	Nie-ekonomies bedrywig
Total	2	12	290	12	2	322	23	159	40	426	64	-	

English and Afrikaans - Engels en Afrikaans

WHITES

TABLE 17 - OCCUPATION BY INDUSTRY AND HOME LANGUAGE
FEMALE

BLANKES
TABLE 17 - BEROEP VOLGENS NYWERHEID EN HUISSTAAL
VROUWLIK

BLANKES

Major occupational groups	Industry divisions - Nywerheidsafdelings										Total	Total	Hoofberoeps-groep			
	Agriculture	Mining	Manufacturing	Construction	Electricity	Commerce		Handel		Transport				Services	Unemployed and unspecified	Not economically active
						Wholesale and retail trade	Motor trade	Other	Ander							
Professional, technical and related worker	5	21	255	11	15	132	4	62	11	5,418	145	-	Professionele, tegniese en verwante werker			
Administrative, executive and managerial worker	3	4	183	10	-	301	12	60	12	275	2	-	Administratiewe, uitvoerende en besturende werker			
Public administrative official	16	205	4,518	416	120	6,237	663	4,723	645	5,493	597	-	Openbare administratiewe beampte Besturende werker			
Managerial worker	1	1	238	6	2	3,518	3	76	15	178	101	-	Klerklike werker			
Clerical worker	46	-	-	1	-	-	-	-	-	3	1	-	Verkoopswerker			
Sales worker	4	4	-	-	-	-	-	-	-	-	-	-	Werkende eienaar			
Working proprietor	-	12	110	14	5	174	28	90	81	107	12	-	Ander			
Farmer, fisherman, lumberman and related worker	-	8	1,473	8	3	1	4	55	2	9	1	-	Boer, visser, bosbou- en verwante werker			
Farmer, farmworker, lumberman	-	2	28	5	-	75	-	361	17	1,473	45	-	Boer, plaaswerker, bosbouwerker			
Other	-	19	-	-	-	15	-	5	1	24	722	-	Ander			
Miner, quarryman and related worker	-	4	-	-	-	-	-	-	-	-	-	-	Myn-, steengroef- en verwante werker			
Worker in transport and communication	-	12	110	14	5	174	28	90	81	107	12	-	Werker in vervoer en kommunikasie			
Craftsman, production worker and labourer	-	8	1,473	8	3	1	4	55	2	9	1	-	Ambagsman, produksiewerker en arbeider			
Labourer	-	2	28	5	-	75	-	361	17	1,473	45	-	Arbeider			
Other	-	19	-	-	-	15	-	5	1	24	722	-	Ander			
Service, sports and recreation worker	-	2	28	5	-	75	-	361	17	1,473	45	-	Diens-, sport- en ontspannings-werker			
Unemployed and unspecified	-	19	-	-	-	15	-	5	1	24	722	-	Werkloos en ongespesifiseer			
Total economically active	71	257	6,926	471	145	11,159	714	5,432	792	13,173	1,692	-	Totaal ekonomies bedrywig			
Not economically active	-	-	-	-	-	-	-	-	-	-	-	92,495	Nie-ekonomies bedrywig			
Total	71	257	6,926	471	145	11,159	714	5,432	792	13,173	1,692	92,495	Totaal			

WHITES
TABLE 17 - OCCUPATION BY INDUSTRY AND HOME LANGUAGE
FEMALE

BLANKES
TABLE 17 - BEROEP VOLGENS NYWERHEID EN HUISSTAAL
VROUWLIK

BLANKES

Major occupational groups	Industry divisions - Nywerheidsafdelings										Total	Total	Hoofberoeps-groep			
	Agriculture	Mining	Manufacturing	Construction	Electricity	Commerce		Handel		Transport				Services	Unemployed and unspecified	Not economically active
						Wholesale and retail trade	Motor trade	Other	Ander							
Professional, technical and related worker	1	3	39	-	3	17	-	5	9	1,787	21	-	Professionele, tegniese en verwante werker			
Administrative, executive and managerial worker	-	-	13	-	-	28	-	-	3	29	-	-	Administratiewe, uitvoerende en besturende werker			
Public administrative official	7	32	924	51	25	1,505	127	1,478	656	1,636	91	-	Openbare administratiewe beampte Besturende werker			
Managerial worker	-	-	-	-	-	-	-	-	-	-	-	-	Klerklike werker			
Clerical worker	44	-	32	-	-	44	-	10	6	62	13	-	Verkoopswerker			
Sales worker	-	-	-	-	-	921	-	-	-	-	-	-	Werkende eienaar			
Working proprietor	-	-	-	-	-	-	-	-	-	-	-	-	Ander			
Farmer, fisherman, lumberman and related worker	15	1	1	-	-	-	-	-	-	1	-	-	Boer, visser, bosbou- en verwante werker			
Farmer, farmworker, lumberman	-	-	-	-	-	-	-	-	-	-	-	-	Boer, plaaswerker, bosbouwerker			
Other	-	-	-	-	-	-	-	-	-	-	-	-	Ander			
Miner, quarryman and related worker	-	2	-	-	-	-	-	-	-	-	-	-	Myn-, steengroef- en verwante werker			
Worker in transport and communication	-	2	55	4	-	58	5	20	295	49	5	-	Werker in vervoer en kommunikasie			
Craftsman, production worker and labourer	-	-	104	1	-	-	-	-	2	1	-	-	Ambagsman, produksiewerker en arbeider			
Labourer	-	-	1,640	6	-	114	4	12	18	112	26	-	Arbeider			
Other	-	-	6	-	-	15	-	56	32	484	19	-	Ander			
Service, sports and recreation worker	-	-	14	-	-	8	-	2	4	15	426	-	Diens-, sport- en ontspannings-werker			
Unemployed and unspecified	-	-	-	-	-	-	-	-	-	-	-	-	Werkloos en ongespesifiseer			
Total economically active	23	39	2,828	62	28	2,710	136	1,585	1,025	4,179	601	-	Totaal ekonomies bedrywig			
Not economically active	-	-	-	-	-	-	-	-	-	-	-	44,990	Nie-ekonomies bedrywig			
Total	23	39	2,828	62	28	2,710	136	1,585	1,025	4,179	601	44,990	Totaal			

TABLE 19 - INCOME BY OCCUPATION AND WORK STATUS
MALE

TABEL 19 - INKOMSTE VOLGENS BEROEP EN WERKSTATUS
MANNLIJK

Income (Rand) and status	Major occupational groups - Hoofberoepsproepe											Unemployed and unclassified	Not economically active	Income (Rand) en werkstatus
	Professional and technical related worker	Administrative, executive and managerial worker	Clerical worker	Sales worker	Farmer, fisherman, lumberman and related worker	Miner, quarryman and related worker	Worker in transport and communication	Craftsman, production worker and labourer	Service, sports and recreation worker	Unemployed and unclassified	Not economically active			
3,000 - 3,999	477	527	24	520	38	1	2	218	35	6	3,000 - 3,999	6	3,000 - 3,999	
Employer	2,655	1,714	2,034	1,563	11	-	280	1,407	123	16	Werkgever	16	Werkgever	
Employee	58	-	11	10	-	-	2	13	14	14	Werkloos	14	Werkloos	
Unemployed	224	-	-	-	-	-	-	-	-	-	Ander	224	Ander	
Total	3,119	2,241	2,069	1,746	49	1	284	1,638	158	36	Totaal	36	Totaal	
4,000 - 5,999	868	786	36	576	46	-	52	306	31	25	Werkloos	25	Werkloos	
Employer	6,813	2,400	1,002	951	3	-	52	49	49	9	Werkloos	9	Werkloos	
Employee	28	-	2	-	-	-	-	-	-	-	Ander	28	Ander	
Unemployed	249	-	-	-	-	-	-	-	-	-	Totaal	249	Totaal	
Total	9,844	3,186	1,040	1,190	49	-	52	459	80	47	6,000 - 9,999	47	6,000 - 9,999	
6,000 - 9,999	782	569	14	285	24	-	7	62	13	9	Werkloos	9	Werkloos	
Employer	2,975	1,695	211	283	1	-	15	61	4	2	Werkloos	2	Werkloos	
Employee	1	-	1	-	-	-	-	-	-	-	Ander	1	Ander	
Unemployed	157	-	-	-	-	-	-	-	-	-	Totaal	157	Totaal	
Total	5,033	2,264	226	285	25	-	7	125	18	13	10,000+	13	10,000+	
10,000+	525	272	9	115	36	-	2	20	1	3	Werkloos	3	Werkloos	
Employer	1,214	889	24	69	1	-	2	28	3	4	Werkloos	4	Werkloos	
Employee	6	-	1	-	-	-	-	-	-	-	Ander	6	Ander	
Unemployed	100	-	-	-	-	-	-	-	-	-	Totaal	100	Totaal	
Total	2,390	1,161	34	115	37	-	2	49	4	9	?	9	?	
?	209	42	6	50	28	-	5	21	7	3	Werkloos	3	Werkloos	
Employer	965	38	177	82	4	-	18	377	75	9	Werkloos	9	Werkloos	
Employee	65	-	7	5	-	-	3	19	2	19	Ander	19	Ander	
Unemployed	331	-	-	-	-	-	-	-	-	-	Totaal	331	Totaal	
Total	1,570	80	190	107	32	-	21	417	84	31	?	31	?	
Total	15,880	3,703	191	3,668	524	3	4	2,266	408	92	Totaal	92	Totaal	
Employer	100,886	8,969	20,887	9,810	334	2	2,593	32,448	5,396	471	Werkloos	471	Werkloos	
Employee	5,232	-	562	331	17	1	155	53	109	2,059	Werkloos	2,059	Werkloos	
Unemployed	79,537	-	-	-	-	-	-	-	-	-	Ander	79,537	Ander	
Total	201,555	12,672	21,440	11,398	875	6	2,750	36,284	5,913	2,622	Totaal	2,622	Totaal	

TABLE 19 - INCOME BY OCCUPATION AND WORK STATUS
FEMALE

TABEL 19 - INKOMSTE VOLGENS BEROEP EN WERKSTATUS
VROUWLIK

Income (Rand) and work status	Major occupational groups - Hoofberoepsproepe											Unemployed and unclassified	Not economically active	Income (Rand) en werkstatus
	Professional, technical and related worker	Administrative, executive and managerial worker	Clerical worker	Sales worker	Farmer, fisherman, lumberman and related worker	Miner, quarryman and related worker	Worker in transport and communication	Craftsman, production worker and labourer	Service, sports and recreation worker	Unemployed and unclassified	Not economically active			
No income	29	38	19	45	12	-	-	12	16	1	Geen inkomste	1	Geen inkomste	
Employer	420	22	707	178	-	-	20	111	180	63	Werkloos	63	Werkloos	
Employee	61	-	173	45	-	-	7	46	33	861	Werkloos	861	Werkloos	
Unemployed	131,679	-	-	-	-	-	-	-	-	-	Ander	131,679	Ander	
Total	510	60	899	251	12	-	27	169	199	945	Totaal	945	Totaal	
Under 400	231	15	3	33	8	-	113	62	19	25	Werkloos	25	Werkloos	
Employer	502	18	1,633	480	1	-	1	407	623	122	Werkloos	122	Werkloos	
Employee	25	-	78	22	-	-	1	21	20	147	Werkloos	147	Werkloos	
Unemployed	9,337	-	-	-	-	-	-	-	-	-	Ander	9,337	Ander	
Total	13,677	33	1,714	510	7	-	114	490	662	147	Totaal	147	Totaal	
400 - 799	612	37	19	73	9	-	1	108	48	36	Werkloos	36	Werkloos	
Employer	1,440	64	5,859	1,656	4	-	1	1,652	910	36	Werkloos	36	Werkloos	
Employee	1,768	42	1,114	480	1	-	6	15	11	90	Werkloos	90	Werkloos	
Unemployed	301	-	-	-	-	-	-	-	-	-	Ander	301	Ander	
Total	4,122	101	5,992	1,892	13	-	317	1,775	969	130	Totaal	130	Totaal	
800 - 1,199	1,950	45	20	83	5	-	1	48	42	1	Werkloos	1	Werkloos	
Employer	1,672	121	9,366	1,597	2	-	381	1,351	558	31	Werkloos	31	Werkloos	
Employee	18	-	67	14	-	-	2	10	4	48	Werkloos	48	Werkloos	
Unemployed	1,827	-	-	-	-	-	-	-	-	-	Ander	1,827	Ander	
Total	17,624	166	9,511	83	7	-	383	1,409	604	80	Totaal	80	Totaal	
1,200 - 1,599	64	30	19	73	4	-	-	23	31	2	Werkloos	2	Werkloos	
Employer	1,417	1	8,170	1,597	3	-	1	405	191	15	Werkloos	15	Werkloos	
Employee	107	-	67	14	-	-	2	9	4	24	Werkloos	24	Werkloos	
Unemployed	1,006	-	-	-	-	-	-	-	-	-	Ander	1,006	Ander	
Total	12,636	151	8,256	73	624	7	217	431	222	41	Totaal	41	Totaal	
1,600 - 1,999	1,489	1	8,256	629	7	-	1	189	74	11	Werkloos	11	Werkloos	
Employer	167	28	16	31	5	-	-	12	13	4	Werkloos	4	Werkloos	
Employee	4,534	917	3,020	234	1	-	38	177	61	7	Werkloos	7	Werkloos	
Unemployed	22	-	12	-	-	-	-	-	-	-	Ander	22	Ander	
Total	634	78	3,048	31	6	-	38	189	74	11	Totaal	11	Totaal	
2,000 - 2,999	5,357	106	3,048	245	6	-	3	189	74	11	Werkloos	11	Werkloos	
Employer	200	38	12	50	10	-	1	8	13	5	Werkloos	5	Werkloos	
Employee	2,551	118	1,344	188	1	-	3	97	50	8	Werkloos	8	Werkloos	
Unemployed	21	4	8	-	-	-	-	-	-	-	Ander	21	Ander	
Total	830	156	1,364	50	11	-	3	105	63	19	Totaal	19	Totaal	

WHITES
TABLE 19 - INCOME BY OCCUPATION AND WORK STATUS
FEMALE

BLANKES
TABLE 19 - INKOMSTE VOLGENS BEROEP EN WERKSTATUS
VROUWLIK

Income (Rand) and work status	Major occupational groups - Hoofberoepsgroepe												Unemployed and unclassified	Not economically active	Income (Rand) en werkstatus			
	Professional and technical related worker		Administrative, executive and managerial worker		Clerical worker		Sales worker		Farmer, fisherman, lumberman and related worker		Miner, quarryman and related worker					Craftsman, production worker and labourer		Service, sports and recreation worker
	Professional and technical related worker	Administrative, executive and managerial worker	Clerical worker	Sales worker	Farmer, fisherman, lumberman and related worker	Miner, quarryman and related worker	Craftsman, production worker and labourer	Service, sports and recreation worker	Unemployed and unclassified	Not economically active								
Total	84	15	20	3	19	12	4	4	1	3	7	4	7	3,000 - 3,999				
Employer	520	193	48	212	33	1	1	1	1	1	16	12	16	Werknemer				
Unemployed	386	1	-	3	-	-	-	-	-	-	-	-	-	Werkloos				
Other	998	209	68	218	19	45	5	5	5	3	23	17	23	Ander				
Total	4,000 - 5,999	66	12	22	3	19	2	2	2	2	5	5	5	3,000 - 3,999				
Employer	232	69	51	73	25	1	1	1	1	1	4	1	4	Werknemer				
Unemployed	369	3	-	-	-	-	-	-	-	-	-	-	-	Werkloos				
Other	673	84	73	76	19	30	3	3	3	3	9	5	9	Ander				
Total	6,000 - 9,999	46	11	23	3	3	1	1	1	1	4	1	4	3,000 - 3,999				
Employer	56	20	17	12	5	-	-	-	-	-	1	1	1	Werknemer				
Unemployed	226	1	-	-	-	-	-	-	-	-	-	-	-	Werkloos				
Other	329	32	40	15	3	5	1	1	1	1	2	2	2	Ander				
Total	10,000+	8	-	6	-	1	1	1	1	1	-	-	-	3,000 - 3,999				
Employer	22	10	7	4	1	-	-	-	-	-	-	-	-	Werknemer				
Unemployed	110	-	-	-	-	-	-	-	-	-	-	-	-	Werkloos				
Other	140	10	13	4	1	-	-	-	-	-	-	-	-	Ander				
Total	?	36	43	12	45	10	2	2	2	2	25	25	25	3,000 - 3,999				
Employer	196	177	40	905	222	2	-	-	-	-	37	11	191	Werknemer				
Unemployed	1,711	3	-	13	-	-	-	-	-	-	-	-	-	Werkloos				
Other	985	-	-	930	45	232	4	4	4	4	138	11	216	Ander				
Total	2,916	216	83	930	45	232	4	4	4	4	138	11	216	Totaal				
Total	2,274	603	345	129	475	124	61	61	61	61	218	303	218	Totaal				
Employer	54,012	7,884	705	31,305	5,431	16	16	16	16	16	2,682	232	4,409	Werknemer				
Unemployed	2,247	169	-	1,111	-	-	-	-	-	-	68	1	96	Werkloos				
Other	151,511	-	-	32,027	-	-	-	-	-	-	233	233	4,808	Ander				
Total	210,044	8,656	1,050	32,027	475	5,666	77	77	77	77	2,968	233	4,808	Totaal				

WHITES
TABLE 20 - LEVEL OF EDUCATION BY OCCUPATION, NATIONALITY AND BIRTHPLACE
MALE

BLANKES
TABLE 20 - ONDERWYSPEL VOLGENS BEROEP, BURGENSKAP EN GEBORTEPLEK
MANLIK

Level of education	Major occupational groups - Hoofberoepsgroepe												Unemployed and unclassified	Not economically active	Underwyspel			
	Professional and technical related worker		Administrative, executive and managerial worker		Clerical worker		Sales worker		Farmer, fisherman, lumberman and related worker		Miner, quarryman and related worker					Craftsman, production worker and labourer		Service, sports and recreation worker
	Professional and technical related worker	Administrative, executive and managerial worker	Clerical worker	Sales worker	Farmer, fisherman, lumberman and related worker	Miner, quarryman and related worker	Craftsman, production worker and labourer	Service, sports and recreation worker	Unemployed and unclassified	Not economically active								
Total	12,492	407	840	544	413	604	58	1	49	78	17	1,520	235	181	7,545			
Total	29,899	17	61	30	107	66	30	-	14	20	14	1,520	36	56	29,273			
None	22,630	29	203	141	300	262	132	-	136	464	352	1,972	301	208	18,130			
Up to std. 5	43,705	469	1,482	3,245	916	2,259	258	-	1,450	4,553	483	15,388	2,564	1,191	9,444			
Std. 6 and 7	29,073	883	2,122	5,560	700	2,639	138	-	621	1,262	38	9,583	1,592	380	3,552			
Std. 8	7,387	264	710	1,574	192	732	34	-	103	106	2	1,310	305	65	1,927			
Std. 9	28,649	2,235	3,998	6,372	800	3,302	121	-	218	205	9	2,453	635	201	8,093			
Degree only	1,347	690	216	172	22	93	12	-	4	2	-	15	3	9	105			
Bachelor's	682	122	82	101	6	73	3	-	2	4	-	5	8	4	272			
Academic	4,529	3,176	560	351	42	174	13	-	8	3	-	40	4	13	141			
Full course	1,042	137	104	146	4	71	2	-	3	3	-	25	6	5	535			
Part of course	403	228	96	26	3	16	1	-	-	2	-	10	2	-	19			
Professional	143	80	23	12	-	7	2	-	-	-	-	-	-	-	19			
Academic	250	187	36	9	1	4	-	-	1	-	-	-	1	-	10			
Full course	31	16	2	6	-	1	-	-	-	-	-	-	-	-	6			
Part of course	250	184	33	9	2	5	-	-	1	-	-	4	-	-	11			
Professional	356	243	50	16	3	13	1	-	-	-	-	2	-	-	24			
Diploma only	10,627	4,663	1,404	1,808	111	615	43	-	62	47	1	1,502	91	37	234			
With std. 10	884	261	77	373	8	69	2	-	3	2	-	38	6	3	42			
Full course	4,772	712	363	735	32	277	22	-	72	67	3	2,247	122	21	98			
Part of course	1,814	1,296	179	202	5	56	4	-	3	3	-	9	2	3	49			
With std. 9 or lower	198	152	23	11	1	3	-	-	-	-	-	-	-	-	6			
Full or part of course	177	140	10	5	-	2	-	-	-	-	-	-	-	-	6			
Degree and diploma	201,340	16,599	12,674	21,448	3,668	11,403	876	7	2,750	6,822	920	36,302	5,914	2,382	79,541			
Total	201,340	16,599	12,674	21,448	3,668	11,403	876	7	2,750	6,822	920	36,302	5,914	2,382	79,541			

WHITES
TABLE 20 - LEVEL OF EDUCATION BY OCCUPATION, NATIONALITY AND BIRTHPLACE
MALE

BLANKES
TABEL 20 - ONDERWYSPEL VOLGENS BEROEP, BURGERSKAP EN GEBORTEPLEK
MANNLIK

Level of education	Major occupational groups - Hoofberoepsgroepe										Total			
	Administrative, executive and managerial worker		Clerical worker		Sales worker		Farmer, fisherman, lumberman and related worker		Miner, quarryman and related worker			Worker in transport and communication		
	Public administrative official	Managerial	Administrative	Managerial	Verkoopswaerker	Working proprietor	Other	Farmer, fisherman, lumberman and related worker	Boer, visser, bosbou- en verwante werker	Other		La- bourer	Other	
Profes- sional and technical worker	47	90	130	14	31	81	19	28	40	10	244	43	108	6,131
Profes- sional and related worker	14	81	114	8	37	6	6	11	11	16	52	16	39	27,323
Technical worker	356	874	1,113	88	35	88	78	106	409	343	1,193	207	173	16,360
Unemployed and unclassified	525	1,285	1,733	273	285	1,645	193	1,347	4,394	467	13,446	2,253	1,102	7,733
Unemployed and unclassified	206	1,480	1,936	96	273	1,936	96	1,655	7,240	36	7,945	1,347	308	2,724
Unemployed and unclassified	1,360	1,956	4,310	28	105	611	28	87	155	2	1,187	260	49	1,651
Unemployed and unclassified	872	3	113	3	8	51	10	2	1	6	1	1	5	80
Unemployed and unclassified	531	52	86	30	3	30	3	2	3	4	4	6	3	224
Unemployed and unclassified	3,037	3	288	7	16	85	7	7	1	12	2	6	6	84
Unemployed and unclassified	858	3	279	3	3	53	2	3	3	13	4	3	3	460
Unemployed and unclassified	222	57	17	4	1	4	1	1	1	2	1	1	1	7
Unemployed and unclassified	96	7	11	3	1	3	2	1	1	1	1	1	1	16
Unemployed and unclassified	159	19	7	1	1	1	1	1	1	1	1	1	1	4
Unemployed and unclassified	17	1	3	1	1	1	1	1	1	1	1	1	1	6
Unemployed and unclassified	127	12	7	2	1	2	1	1	1	2	1	1	1	3
Unemployed and unclassified	146	12	3	1	1	1	1	1	1	1	1	1	1	7
Unemployed and unclassified	6,584	7	1,253	34	62	367	34	50	32	1	1,032	53	23	104
Unemployed and unclassified	752	61	431	53	7	53	2	3	1	4	21	4	3	37
Unemployed and unclassified	3,517	1	581	217	21	217	11	54	64	3	1,698	87	20	33
Unemployed and unclassified	1,423	2	165	4	4	46	3	1	2	7	7	2	2	30
Unemployed and unclassified	117	12	6	2	1	2	1	1	1	1	1	1	1	4
Unemployed and unclassified	112	2	2	2	1	2	1	1	1	1	1	1	1	4
Total	157,499	23	17,189	7,296	1,178	7,296	576	2,405	6,376	880	27,106	4,723	1,979	70,035

WHITES
TABLE 20 - LEVEL OF EDUCATION BY OCCUPATION, NATIONALITY AND BIRTHPLACE
MALE

BLANKES
TABEL 20 - ONDERWYSPEL VOLGENS BEROEP, BURGERSKAP EN GEBORTEPLEK
MANNLIK

Level of education	Major occupational groups - Hoofberoepsgroepe										Total			
	Administrative, executive and managerial worker		Clerical worker		Sales worker		Farmer, fisherman, lumberman and related worker		Miner, quarryman and related worker			Worker in transport and communication		
	Public administrative official	Managerial	Administrative	Managerial	Verkoopswaerker	Working proprietor	Other	Farmer, fisherman, lumberman and related worker	Boer, visser, bosbou- en verwante werker	Other		La- bourer	Other	
Profes- sional and technical worker	113	417	156	9	286	245	22	6	21	4	307	57	31	620
Profes- sional and related worker	6	41	9	21	68	43	8	1	7	3	47	9	11	624
Technical worker	9	74	21	359	117	69	19	11	21	9	169	32	20	509
Unemployed and unclassified	67	475	31	413	472	34	34	54	123	13	941	183	56	1,071
Unemployed and unclassified	146	660	485	353	353	482	20	31	66	2	840	115	40	562
Unemployed and unclassified	28	180	113	73	123	5	5	6	8	1	132	27	13	124
Unemployed and unclassified	421	1,278	757	1	358	749	26	1	30	1	426	91	36	551
Unemployed and unclassified	115	44	16	16	9	23	2	1	1	4	4	18	2	18
Unemployed and unclassified	13	18	10	10	3	14	1	1	1	1	3	1	1	20
Unemployed and unclassified	586	1,149	51	149	16	46	5	1	1	13	4	1	5	45
Unemployed and unclassified	18	15	11	9	1	9	1	1	1	1	1	1	1	26
Unemployed and unclassified	45	21	7	7	2	6	6	1	1	3	3	10	10	10
Unemployed and unclassified	14	7	1	1	3	14	1	1	1	1	1	2	2	2
Unemployed and unclassified	47	9	2	2	1	7	1	1	1	1	1	1	1	5
Unemployed and unclassified	3	1	1	1	2	7	1	1	1	1	1	1	1	6
Unemployed and unclassified	67	14	9	14	2	7	1	1	1	1	1	1	1	12
Unemployed and unclassified	130	16	9	9	2	7	1	1	1	1	1	1	1	12
Unemployed and unclassified	1,836	347	277	26	29	116	3	4	5	125	7	15	5	106
Unemployed and unclassified	74	9	26	26	1	9	1	1	1	7	1	1	1	2
Unemployed and unclassified	588	77	111	8	8	33	4	2	1	166	13	13	1	57
Unemployed and unclassified	238	85	21	6	1	6	1	1	1	1	1	1	1	14
Unemployed and unclassified	51	4	5	1	1	1	1	1	1	1	1	1	1	2
Unemployed and unclassified	44	2	2	2	1	1	1	1	1	2	2	1	1	1
Total	22,395	3,892	2,449	1,808	2,397	1,488	2	134	285	32	3,178	545	233	4,387

WHITES
TABLE 20 - LEVEL OF EDUCATION BY OCCUPATION, NATIONALITY AND BIRTHPLACE
FEMALE

Level of education	Major occupational groups - Hoofberoeps-groep										Total	Onderwyspeil				
	Administrative, executive and managerial worker	Clerical worker	Sales worker	Farmer, fisherman, lumberman and related worker	Boer, visser, bosbou- en verwante werker	Farmer, farm- worker, lumberman, Boer, plaas- bosbou- werker	Verkoops- werker	Working prior to kende eienaar	Other	Miner, quarry- man and related worker			Worker in trans- port and com- muni- cation	Craftsman, production worker and labourer	Service, sports and re- creation worker	Unem- ployed and un- spe- cified
School education only	46	15	269	1	1	69	6	269	1	1	13	4	47	40	72	7,175
None	10	2	21	1	1	9	1	21	1	1	3	1	15	12	26	26,829
Up to std. 5	34	15	118	1	1	101	7	118	1	1	12	13	330	115	98	19,571
Std. 6 and 7	532	148	4,420	10	10	2,363	58	4,420	2	2	439	159	2,562	1,005	488	29,512
Std. 8	706	181	11,246	11	11	1,133	65	11,246	1	1	469	29	611	539	207	15,742
Std. 9	200	34	2,284	1	1	161	14	2,284	1	1	51	2	65	64	33	3,696
Std. 10	725	157	5,982	13	13	291	48	5,982	3	3	54	3	104	131	93	13,739
Degree only																
Bachelor's	350	7	112	1	1	7	2	112	1	1	1	1	2	3	6	670
Academic - Full course	40	1	73	1	1	6	1	73	1	1	1	1	2	3	3	369
Professional - Full course	478	1	36	5	5	1	1	36	1	1	1	1	3	2	2	212
Part of course	144	1	25	1	1	1	1	25	1	1	1	1	1	1	1	103
Master's																
Academic - Full course	83	1	2	1	1	1	1	2	1	1	1	1	1	1	1	37
Part of course	67	1	3	1	1	1	1	3	1	1	1	1	1	1	1	33
Professional - Full course	18	1	1	1	1	1	1	1	1	1	1	1	1	1	1	6
Part of course	4	1	1	1	1	1	1	1	1	1	1	1	1	1	1	1
Doctor's	20	1	1	1	1	1	1	1	1	1	1	1	1	1	1	6
Academic - Professional	6	1	1	1	1	1	1	1	1	1	1	1	1	1	1	2
Diploma only																
With std. 10	4,801	2	730	6	6	40	8	730	6	6	4	2	17	36	11	1,930
Full course	422	3	42	4	4	4	4	42	4	4	4	4	1	2	2	241
Part of course	422	3	42	4	4	4	4	42	4	4	4	4	1	2	2	241
With std. 9 or lower																
Full or part of course and diploma	2,602	1	725	2	2	35	7	725	2	2	9	2	26	56	6	1,007
Diploma only																
Bachelor's	819	2	52	4	4	4	4	52	4	4	4	4	1	3	286	
Master's	45	1	3	1	1	1	1	3	1	1	1	1	1	1	13	
Doctor's	18	1	2	1	1	1	1	2	1	1	1	1	1	1	3	
Total	166,874	5	26,225	49	49	4,231	219	26,225	49	49	1,054	217	3,788	2,015	1,050	121,183

South African born in S.A. - Suid-Afrikaner gebore in S.A.

School education only	Major occupational groups - Hoofberoeps-groep										Total	Slegs skoolonderwys				
	Administrative, executive and managerial worker	Clerical worker	Sales worker	Farmer, fisherman, lumberman and related worker	Boer, visser, bosbou- en verwante werker	Farmer, farm- worker, lumberman, Boer, plaas- bosbou- werker	Verkoops- werker	Working prior to kende eienaar	Other	Miner, quarry- man and related worker			Worker in trans- port and com- muni- cation	Craftsman, production worker and labourer	Service, sports and re- creation worker	Unem- ployed and un- spe- cified
None	10	2	21	1	1	9	1	21	1	1	3	1	15	12	26	26,829
Up to std. 5	34	15	118	1	1	101	7	118	1	1	12	13	330	115	98	19,571
Std. 6 and 7	532	148	4,420	10	10	2,363	58	4,420	2	2	439	159	2,562	1,005	488	29,512
Std. 8	706	181	11,246	11	11	1,133	65	11,246	1	1	469	29	611	539	207	15,742
Std. 9	200	34	2,284	1	1	161	14	2,284	1	1	51	2	65	64	33	3,696
Std. 10	725	157	5,982	13	13	291	48	5,982	3	3	54	3	104	131	93	13,739
Degree only																
Bachelor's	350	7	112	1	1	7	2	112	1	1	1	1	2	3	6	670
Academic - Full course	40	1	73	1	1	6	1	73	1	1	1	1	2	3	3	369
Professional - Full course	478	1	36	5	5	1	1	36	1	1	1	1	3	2	2	212
Part of course	144	1	25	1	1	1	1	25	1	1	1	1	1	1	1	103
Master's																
Academic - Full course	83	1	2	1	1	1	1	2	1	1	1	1	1	1	1	37
Part of course	67	1	3	1	1	1	1	3	1	1	1	1	1	1	1	33
Professional - Full course	18	1	1	1	1	1	1	1	1	1	1	1	1	1	1	6
Part of course	4	1	1	1	1	1	1	1	1	1	1	1	1	1	1	1
Doctor's	20	1	1	1	1	1	1	1	1	1	1	1	1	1	1	6
Academic - Professional	6	1	1	1	1	1	1	1	1	1	1	1	1	1	1	2
Diploma only																
With std. 10	4,801	2	730	6	6	40	8	730	6	6	4	2	17	36	11	1,930
Full course	422	3	42	4	4	4	4	42	4	4	4	4	1	2	2	241
Part of course	422	3	42	4	4	4	4	42	4	4	4	4	1	2	2	241
With std. 9 or lower																
Full or part of course and diploma	2,602	1	725	2	2	35	7	725	2	2	9	2	26	56	6	1,007
Diploma only																
Bachelor's	819	2	52	4	4	4	4	52	4	4	4	4	1	3	286	
Master's	45	1	3	1	1	1	1	3	1	1	1	1	1	1	13	
Doctor's	18	1	2	1	1	1	1	2	1	1	1	1	1	1	3	
Total	166,874	5	26,225	49	49	4,231	219	26,225	49	49	1,054	217	3,788	2,015	1,050	121,183

South African not born in S.A. - Suid-Afrikaner nie in S.A. gebore

School education only	Major occupational groups - Hoofberoeps-groep										Total	Slegs skoolonderwys				
	Administrative, executive and managerial worker	Clerical worker	Sales worker	Farmer, fisherman, lumberman and related worker	Boer, visser, bosbou- en verwante werker	Farmer, farm- worker, lumberman, Boer, plaas- bosbou- werker	Verkoops- werker	Working prior to kende eienaar	Other	Miner, quarry- man and related worker			Worker in trans- port and com- muni- cation	Craftsman, production worker and labourer	Service, sports and re- creation worker	Unem- ployed and un- spe- cified
None	10	2	21	1	1	9	1	21	1	1	3	1	15	12	26	26,829
Up to std. 5	34	15	118	1	1	101	7	118	1	1	12	13	330	115	98	19,571
Std. 6 and 7	532	148	4,420	10	10	2,363	58	4,420	2	2	439	159	2,562	1,005	488	29,512
Std. 8	706	181	11,246	11	11	1,133	65	11,246	1	1	469	29	611	539	207	15,742
Std. 9	200	34	2,284	1	1	161	14	2,284	1	1	51	2	65	64	33	3,696
Std. 10	725	157	5,982	13	13	291	48	5,982	3	3	54	3	104	131	93	13,739
Degree only																
Bachelor's	350	7	112	1	1	7	2	112	1	1	1	1	2	3	6	670
Academic - Full course	40	1	73	1	1	6	1	73	1	1	1	1	2	3	3	369
Professional - Full course	478	1	36	5	5	1	1	36	1	1	1	1	3	2	2	212
Part of course	144	1	25	1	1	1	1	25	1	1	1	1	1	1	1	103
Master's																
Academic - Full course	83	1	2	1	1	1	1	2	1	1	1	1	1	1	1	37
Part of course	67	1	3	1	1	1	1	3	1	1	1	1	1	1	1	33
Professional - Full course	18	1	1	1	1	1	1	1	1	1	1	1	1	1	1	6
Part of course	4	1	1	1	1	1	1	1	1	1	1	1	1	1	1	1
Doctor's	20	1	1	1	1	1	1	1	1	1	1	1	1	1	1	6
Academic - Professional	6	1	1	1	1	1	1	1	1	1	1	1	1	1	1	2
Diploma only																
With std. 10	4,801	2	730	6	6	40	8	730	6	6	4	2	17	36	11	1,930
Full course	422	3	42	4	4	4	4	42	4	4	4	4	1	2	2	241
Part of course	422	3	42	4	4	4	4	42	4	4	4	4	1	2	2	241
With std. 9 or lower																
Full or part of course and diploma	2,602	1	725	2	2	35	7	725	2	2	9	2	26	56	6	1,007
Diploma only																
Bachelor's	819	2	52	4	4	4	4	52								

WHITES
TABLE 20 - LEVEL OF EDUCATION BY OCCUPATION, NATIONALITY AND BIRTHPLACE
FEMALE

BLANKES
TABEL 20 - ONDERWYSPLEIL VOLGENS BEROEP, BURGERSKAP EN GEBORTEPLEK
VROUWLIK

Level of education	Major occupational groups - Hoofberoeps-groepe												Total	Totaal					
	Administrative, executive and managerial worker		Clerical worker		Sales worker		Farmer, fisherman, lumberman and related worker		Miner, quarryman and related worker		Worker in transport and communication				Craftsman, production worker and labourer		Service sports and recreation worker	Unemployed and unclassified	Not economically active
	Public administrative	Managerial	Public	Managerial	Working	Proprietor	Other	Farmer, fisherman, lumberman	Other	Boer, plaas-, bosbou- werker	Other	Ander			Verkoop- werker	Working			
3,398	108	23	445	21	124	3	-	-	-	10	2	115	104	30	2,413	?			
1,719	4	2	15	1	4	-	-	-	-	-	-	6	8	4	1,675	?			
2,138	8	2	21	8	38	-	-	-	-	-	1	94	24	11	1,931	Tot st. 5			
2,634	41	11	206	11	140	1	-	-	-	4	6	134	101	33	1,942	St. 6 en 7			
2,984	105	15	577	18	152	2	-	-	-	1	9	153	134	18	1,794	St. 8			
2,641	30	4	160	-	25	-	-	-	-	2	26	14	14	4	1,794	St. 9			
4,280	225	56	1,096	20	159	4	-	-	-	13	74	85	85	25	2,523	St. 10			
Bachelor's	-	-	-	-	-	-	-	-	-	-	-	-	-	-	-	Slegs skoolonderwys			
Academic -	27	3	23	-	-	-	-	-	-	-	-	-	1	3	99	Baccalaureus			
Full course	5	-	15	-	-	-	-	-	-	-	-	-	-	-	40	Akademie			
Part of course	-	-	-	-	-	-	-	-	-	-	-	-	-	-	-	Gedeelte van kursus			
Professional -	21	1	9	2	-	-	-	-	-	-	-	1	-	-	41	Gedeelte van kursus			
Part of course	3	-	2	-	-	-	-	-	-	-	-	-	-	-	7	Professionele			
Master's	-	-	-	-	-	-	-	-	-	-	-	-	-	-	-	Gedeelte van kursus			
Academic -	9	1	1	-	-	-	-	-	-	-	-	-	-	-	16	Akademie			
Full course	14	-	2	-	-	-	-	-	-	-	-	-	-	-	5	Voltooiëde kursus			
Part of course	6	-	-	-	-	-	-	-	-	-	-	-	-	-	2	Gedeelte van kursus			
Professional -	2	-	-	-	-	-	-	-	-	-	-	-	-	-	1	Professionele			
Part of course	1	-	-	-	-	-	-	-	-	-	-	-	-	-	1	Voltooiëde kursus			
Doctor's	13	-	-	-	-	-	-	-	-	-	-	-	-	-	5	Doktors			
Academic	13	-	-	-	-	-	-	-	-	-	-	-	-	-	5	Professionele			
Professional	-	-	-	-	-	-	-	-	-	-	-	-	-	-	-	Slegs diploma			
Diploma only	-	-	-	-	-	-	-	-	-	-	-	-	-	-	-	Met st. 10			
With std. 10	1,249	1	201	2	28	1	-	-	-	-	-	18	30	5	548	Voltooiëde kursus			
Full course	42	-	5	-	-	-	-	-	-	-	-	-	-	-	26	Gedeelte van kursus			
Part of course	11	-	-	-	-	-	-	-	-	-	-	-	-	-	-	Met st. 9 of lower			
With std. 9 or lower	-	-	-	-	-	-	-	-	-	-	-	-	-	-	-	Voltooiëde of gedeelte van kursus			
Full or part of course	434	-	93	-	12	-	-	-	-	1	1	12	26	1	170	van kursus			
Degree and diploma	-	-	-	-	-	-	-	-	-	-	-	-	-	-	-	Straad en diploma			
Bachelor's	57	-	8	-	-	-	-	-	-	-	-	-	-	-	14	Diploma en kursus			
Diploma and	18	-	-	-	-	-	-	-	-	-	-	-	-	-	3	Meesters			
Master's	13	-	-	-	-	-	-	-	-	-	-	-	-	-	3	Doktors			
Doctor's	10	-	-	-	-	-	-	-	-	-	-	-	-	-	3	Doktors			
Total	19,975	1,183	2,880	83	684	13	-	-	-	1	39	16	640	135	13,639	Totaal			

WHITES
TABLE 21 - LEVEL OF EDUCATION BY INDUSTRY, NATIONALITY AND BIRTHPLACE
MALE

BLANKES
TABEL 21 - ONDERWYSPLEIL VOLGENS NYWERHEID, BURGERSKAP EN GEBORTEPLEK
MANNLIK

Level of education	Industry divisions - Nywerheidsafdelings												Total	Totaal				
	Agriculture		Mining		Manufacturing		Construction		Electricity		Commerce - Handel				Transport	Services	Unemployed and unclassified	Not economically active
	Agri- culture	Landbou	Mining	Myn- wese	Manu- facturing	Fa- brieks- wese	Con- struc- tion	Kon- struk- sie	Elec- tricity	Elektri- siteit	Whole- sale and retail	Motor trade						
12,492	57	84	1,444	449	41	1,233	153	308	150	693	335	7,545	?					
29,899	28	15	1,114	59	-	1,86	10	26	26	70	92	29,273	?					
22,630	110	167	931	831	34	693	72	120	536	541	465	18,130	Tot st. 5					
43,705	218	1,922	8,642	4,321	592	4,335	1,393	889	4,873	4,455	2,621	9,444	St. 6 en 7					
29,073	122	1,064	7,304	2,076	425	4,508	1,291	1,366	2,331	3,346	1,098	3,552	St. 8					
7,387	37	199	1,435	305	90	1,299	202	554	2,431	700	1,188	1,927	St. 9					
28,649	129	481	4,985	844	197	5,378	582	2,585	1,099	3,678	598	8,093	St. 10					
Bachelor's	1,347	13	310	26	15	149	11	112	43	514	21	105	Baccalaureus					
Academic -	682	3	117	7	1	90	10	43	23	106	27	272	Akademie					
Full course	-	-	-	-	-	-	-	-	-	-	-	-	-	-	-	Voltooiëde kursus		
Part of course	4,529	30	879	259	73	482	33	322	94	2,088	64	141	Professioneel -					
Professional -	1,042	2	123	11	10	114	8	59	21	138	13	535	Voltooiëde kursus					
Part of course	-	-	-	-	-	-	-	-	-	-	-	-	-	-	-	Gedeelte van kursus		
Master's	403	2	88	12	3	41	3	56	8	162	2	19	Akademie					
Academic -	143	2	29	-	-	8	-	18	2	60	2	19	Professioneel					
Full course	-	-	-	-	-	-	-	-	-	-	-	-	-	-	-	Voltooiëde kursus		
Part of course	250	1	42	14	8	21	-	27	3	114	5	10	Voltooiëde kursus					
Professional -	31	-	4	2	-	4	-	6	1	10	6	6	Gedeelte van kursus					
Part of course	250	-	6	3	2	16	1	25	3	127	1	11	Doktors					
Academic	356	-	47	3	4	35	1	32	4	197	4	24	Akademie					
Professional	-	-	-	-	-	-	-	-	-	-	-	-	-	-	-	Professioneel		
Diploma only	-	-	-	-	-	-	-	-	-	-	-	-	-	-	-	Slegs diploma		
With std. 10	10,627	49	2,587	618	196	1,752	203	1,346	338	2,908	146	234	Voltooiëde kursus					
Full course	864	2	143	27	6	136	7	144	23	329	12	42	Gedeelte van kursus					
Part of course	-	-	-	-	-	-	-	-	-	-	-	-	-	-	-	Met st. 9 of lower		
With std. 9 or lower	4,772	23	1,594	496	166	516	191	350	309	676	123	98	Voltooiëde of gedeelte van kursus					
Full or part of course	1,814	7	203	46	22	136	8	182	23	1,104	10	49	Diploma en					
Diploma and	198	-	32	3	2	15	-	23	-	108	2	6	Baccalaureus -					
Bachelor's	177	-	12	2	1	5	-	11	-	131	2	6	Meesters -					
Master's	-	-	-	-	-	-	-	-	-	-	-	-	Doktors -					
Doctor's	201,340	837	31,120	10,414	1,888	21,151	4,181	8,603	10,943	22,275	5,811	79,541	Totaal					

WHITES
TABLE 21 - LEVEL OF EDUCATION BY INDUSTRY, NATIONALITY AND BIRTHPLACE
MALE

BLANKES
TABEL 21 - ONDERWYSPREIL VOLGENS NYWERHEID, BURGERSKAP EN GEDOORTEPLEK
MANKLIK

Level of education	Industry divisions - Nywerheidsafdelings										Unemployed and unempowered workers on special fiseerwig	Not economically active - Niet-ekonomies bedrywig
	Agriculture		Mining	Manufacturing	Construction	Electricity	Commerce		Transport	Services		
	Landbou	Mynwese					Wholesale and retail trade	Motor trade				
Total	21	32	838	275	25	470	95	138	64	343	116	794
Totaal	21	32	838	275	25	470	95	138	64	343	116	794
Foreign nationality - Vreemde burgerskap												
School education only	21	32	838	275	25	470	95	138	64	343	116	794
None	15	5	43	29	-	54	7	3	3	12	18	1,326
Up to std. 5	29	22	240	239	5	271	29	2	43	99	60	1,261
Std. 6 and 7	31	49	552	375	15	374	78	37	51	242	109	640
Std. 8	22	57	987	404	23	387	175	60	73	284	105	266
Std. 9	13	13	184	75	4	90	14	31	20	53	22	152
Std. 10	18	45	1,221	252	25	912	135	335	139	470	99	532
Degree only	-	-	-	-	-	-	-	-	-	-	-	-
Bachelor's	-	7	76	5	1	36	2	26	9	67	4	7
Academic	-	-	7	-	-	15	2	6	3	11	-	28
Full course	-	-	-	-	-	-	-	-	-	-	-	-
Professional	5	6	213	44	10	96	10	41	15	108	14	12
Part of course	-	-	16	1	3	14	-	3	-	10	3	49
Master's	-	-	-	-	-	-	-	-	-	-	-	-
Academic	-	1	30	1	1	13	1	5	1	31	-	2
Full course	-	-	10	-	-	4	-	2	-	6	-	1
Professional	44	-	9	6	1	9	-	5	2	9	1	1
Part of course	11	-	3	1	-	2	-	3	-	2	-	-
Doctor's	-	-	12	-	-	6	-	7	-	29	-	2
Academic	-	2	22	1	1	10	1	11	1	24	1	5
Professional	80	-	-	-	-	-	-	-	-	-	-	-
Diploma only	-	-	-	-	-	-	-	-	-	-	-	-
With std. 10	-	8	605	169	27	308	54	256	53	339	37	24
Full course	-	1	21	7	-	3	1	20	-	21	1	3
Part of course	-	-	-	-	-	-	-	-	-	-	-	-
With std. 9 or lower	-	5	34	5	4	18	-	20	1	58	1	5
Full or part of course	-	-	12	1	-	4	-	4	1	6	2	2
Diploma and diploma	-	-	5	2	-	1	-	5	-	6	-	1
Bachelor's	-	-	-	-	-	-	-	-	-	-	-	-
Master's	-	-	-	-	-	-	-	-	-	-	-	-
Doctor's	-	-	-	-	-	-	-	-	-	-	-	-
Total	160	291	5,411	2,038	157	3,183	652	1,044	494	2,286	611	5,119
Total	160	291	5,411	2,038	157	3,183	652	1,044	494	2,286	611	5,119

WHITES
TABLE 21 - LEVEL OF EDUCATION BY INDUSTRY, NATIONALITY AND BIRTHPLACE
FEMALE

BLANKES
TABEL 21 - ONDERWYSPREIL VOLGENS NYWERHEID, BURGERSKAP EN GEDOORTEPLEK
VROOLIK

Level of education	Industry divisions - Nywerheidsafdelings										Unemployed and unempowered workers on special fiseerwig	Not economically active - Niet-ekonomies bedrywig
	Agriculture		Mining	Manufacturing	Construction	Electricity	Commerce		Transport	Services		
	Landbou	Mynwese					Wholesale and retail trade	Motor trade				
Total	5	7	400	24	5	594	25	225	38	581	170	11,912
Totaal	5	7	400	24	5	594	25	225	38	581	170	11,912
Total - Totaal												
School education only	5	7	400	24	5	594	25	225	38	581	170	11,912
None	1	2	33	1	-	47	-	11	2	51	41	29,519
Up to std. 5	3	3	427	6	-	243	5	47	17	283	139	22,625
Std. 6 and 7	14	50	3,669	99	22	4,634	171	946	490	3,063	859	35,439
Std. 8	28	112	3,246	206	66	5,103	376	3,144	783	4,208	601	20,749
Std. 9	5	23	597	37	20	863	70	658	134	981	107	4,708
Std. 10	36	71	1,852	144	51	2,729	204	1,838	321	3,376	331	19,485
Degree only	-	-	-	-	-	-	-	-	-	-	-	-
Bachelor's	1	2	43	5	-	35	1	52	19	466	30	899
Academic	-	-	26	1	1	19	-	17	10	87	7	439
Full course	-	-	-	-	-	-	-	-	-	-	-	-
Professional	676	-	23	3	-	20	1	9	2	301	10	304
Part of course	178	-	5	1	-	14	-	6	3	21	3	125
Master's	-	-	-	-	-	-	-	-	-	-	-	-
Academic	156	-	4	-	-	5	-	2	1	63	1	79
Full course	102	1	6	-	-	2	-	3	2	40	1	47
Professional	26	-	2	-	-	1	-	2	-	15	-	8
Part of course	9	-	-	-	-	-	-	-	-	3	-	4
Doctor's	50	1	2	2	-	-	-	1	-	29	1	14
Academic	27	-	6	1	-	-	-	-	-	12	-	8
Diploma only	-	-	-	-	-	-	-	-	-	-	-	-
With std. 10	-	-	-	-	-	-	-	-	-	-	-	-
Full course	7,261	10	288	26	8	361	25	258	59	3,011	104	3,092
Part of course	505	-	11	1	-	18	1	11	3	161	5	292
With std. 9 or lower	-	-	-	-	-	-	-	-	-	-	-	-
Full or part of course	3,525	2	211	26	9	278	28	185	32	1,276	50	1,412
Diploma and diploma	-	-	-	-	-	-	-	-	-	-	-	-
Bachelor's	1,003	-	1	2	-	19	3	16	5	597	7	330
Master's	85	-	1	3	-	2	-	-	-	27	1	21
Doctor's	40	-	4	-	2	-	-	3	-	24	-	7
Total	210,015	110	317	583	184	14,987	910	7,434	1,921	18,706	2,468	151,518
Total	210,015	110	317	583	184	14,987	910	7,434	1,921	18,706	2,468	151,518

WHITES
TABLE 21 - LEVEL OF EDUCATION BY INDUSTRY, NATIONALITY AND BIRTHPLACE
FEMALE

BLANKES
TABEL 21 - ONDERWYSPLEIL VOLGENS NYWERHEID, BURGERSKAP EN GEBORTEPLEK
VROUWLIK

Level of education	Industry divisions - Nywerheidsafdelings										Unem- ployed and unspe- cified Werk- loos en onges- pesi- fiseer wag	Not eco- nomic- ally active Nie- eko- nomies bedry- wig
	Commerce - Handel					Trans- port	Ser- vices	Other		Dienste		
	Agri- culture	Mining	Manu- facturing	Con- struc- tion	Elec- tricity			Whole- sale and retail trade	Motor trade			
Total	7,757	3	90	3	4	162	8	50	10	157	94	7,175
Totaal	26,929	1	17	2	-	16	-	5	-	29	26	26,829
Up to std. 5	20,415	3	1	308	2	152	3	32	15	214	114	19,571
Std. 6 and 7	41,698	12	44	3,267	76	4,013	154	794	468	2,600	736	29,512
Std. 8	30,920	17	107	2,727	168	4,199	328	2,813	744	3,536	484	15,742
Std. 9	6,615	3	22	484	31	706	63	564	124	822	87	3,696
Std. 10	21,353	20	56	1,172	91	1,801	154	1,390	225	2,448	214	13,739
Degree only												
Bachelor's	1,161	1	1	30	3	21	1	32	15	365	22	670
Academic - Full course	499	1	20	1	1	15	-	13	8	65	6	369
Part of course	478	1	14	1	1	8	-	6	1	227	7	212
Professional - Full course	144	-	3	1	-	11	-	6	3	15	2	103
Part of course	83	-	1	2	-	3	-	1	-	39	-	37
Academic - Full course	67	1	4	-	-	-	-	1	2	26	-	33
Part of course	18	-	1	-	-	-	-	-	10	-	-	6
Professional - Full course	4	-	-	-	-	-	-	-	2	-	-	1
Part of course	20	-	-	-	-	-	-	-	14	-	-	6
Doctor's	6	-	-	-	-	-	-	-	4	-	-	2
Professional Diploma only												
With std. 10 - Full course	4,801	7	11	173	19	228	21	178	40	2,123	64	1,930
Part of course	422	-	2	8	1	15	1	9	3	137	5	241
With std. 9 or lower - Full or part of course	2,602	1	13	155	21	203	24	145	28	959	39	1,007
Diploma and Bachelor's	819	-	1	18	2	10	3	11	5	477	6	286
Master's	45	-	1	2	-	1	-	-	-	27	1	13
Doctor's	18	-	2	-	1	-	-	2	-	10	-	3
Total	166,874	69	268	8,495	420	153	760	6,053	1,692	14,306	1,910	121,183

South African born in S.A. - Suid-Afrikaner gebore in S.A.

Slegs skoolonderwys
? 7,175
Geen 26,829
Tot st. 5 114
St. 6 en 7 29,512
St. 8 15,742
St. 9 3,696
St. 10 13,739
Slegs graad
Baccalaureus -
Akademies -
Voltooiëde kursus
Gedeelte van kursus
Professioneel -
Voltooiëde kursus
Gedeelte van kursus
Meesters
Akademies -
Voltooiëde kursus
Gedeelte van kursus
Professioneel -
Voltooiëde kursus
Gedeelte van kursus
Doktors
Akademies
Professioneel
Slegs diploma
Met st. 10 -
Voltooiëde kursus
Gedeelte van kursus
Met st. 9 of laer -
Voltooiëde of gedeelte van kursus
Graad en diploma
Diploma en
Baccalaureus -
Meesters -
Doktors -
Totaal 121,183

WHITES
TABLE 21 - LEVEL OF EDUCATION BY INDUSTRY, NATIONALITY AND BIRTHPLACE
FEMALE

BLANKES
TABEL 21 - ONDERWYSPLEIL VOLGENS NYWERHEID, BURGERSKAP EN GEBORTEPLEK
VROUWLIK

Level of education	Industry divisions - Nywerheidsafdelings										Unem- ployed and unspe- cified Werk- loos en onges- pesi- fiseer wag	Not eco- nomic- ally active Nie- eko- nomies bedry- wig
	Commerce - Handel					Trans- port	Ser- vices	Other		Dienste		
	Agri- culture	Mining	Manu- facturing	Con- struc- tion	Elec- tricity			Whole- sale and retail trade	Motor trade			
Total	2,831	1	87	7	-	169	5	64	8	140	26	2,324
Totaal	1,060	-	6	-	-	19	-	3	-	11	6	1,015
Up to std. 5	1,245	1	29	1	-	39	1	11	-	28	13	1,123
Std. 6 and 7	5,134	8	226	17	-	408	15	111	16	284	66	3,985
Std. 8	4,718	8	245	22	3	563	25	175	23	364	74	3,213
Std. 9	947	1	56	5	-	89	4	60	7	85	11	636
Std. 10	4,805	8	326	24	3	459	21	184	31	461	55	3,223
Degree only												
Bachelor's	236	-	1	8	1	10	-	13	1	68	4	130
Academic - Full course	49	-	2	-	-	-	-	2	1	13	1	30
Part of course	122	-	3	-	-	6	1	2	1	56	1	51
Professional - Full course	21	-	-	-	-	2	-	-	-	3	-	15
Part of course	45	-	2	-	-	1	-	1	1	14	-	26
Academic - Full course	21	-	1	-	-	-	-	-	-	9	-	9
Part of course	2	-	-	-	-	-	-	-	-	2	-	-
Professional - Full course	3	-	-	-	-	-	-	-	-	-	-	-
Part of course	17	-	-	-	-	-	-	-	-	13	-	3
Academic - Full course	8	-	-	-	-	-	-	-	-	5	-	1
Professional - Full course	1,211	2	3	36	4	56	3	27	10	443	13	614
With std. 10 - Full course	41	-	1	1	-	2	-	1	-	12	-	25
Part of course	489	1	2	23	1	39	2	15	3	164	4	235
With std. 9 or lower - Full or part of course	127	-	-	2	-	5	-	1	-	88	1	30
Diploma and Bachelor's	22	-	-	-	-	-	-	-	-	17	-	5
Master's	12	-	1	-	-	-	-	1	-	9	-	1
Doctor's												
Total	23,166	22	25	1,057	83	7	77	662	102	2,289	278	16,696

South African not born in S.A. - Suid-Afrikaner nie in S.A. gebore

Slegs skoolonderwys
? 2,324
Geen 1,015
Tot st. 5 1,123
St. 6 en 7 3,985
St. 8 3,213
St. 9 636
St. 10 3,223
Slegs graad
Baccalaureus
Akademies -
Voltooiëde kursus
Gedeelte van kursus
Professioneel -
Voltooiëde kursus
Gedeelte van kursus
Meesters
Akademies -
Voltooiëde kursus
Gedeelte van kursus
Professioneel -
Voltooiëde kursus
Gedeelte van kursus
Doktors
Akademies
Professioneel
Slegs diploma
Met st. 10 -
Voltooiëde kursus
Gedeelte van kursus
Met st. 9 of laer -
Voltooiëde of gedeelte van kursus
Graad en diploma
Diploma en
Baccalaureus -
Meesters -
Doktors -
Totaal 16,696

TABLE 21 - LEVEL OF EDUCATION BY INDUSTRY, NATIONALITY AND BIRTHPLACE

BLANKES
TABEL 21 - ONDERWYSPREIL VOLGENS NYWERHEID, BURGERSKAP EN GEBORTEPLEK

Level of education	Industry divisions - Nywerheidsafdelings										Total			
	Commerce - Handel					Industry divisions - Nywerheidsafdelings								
	Wholesale and retail trade - Groot- en kleinhandel	Motor trade - Motorhandel	Other - Ander	Transport - Vervoer	Services - Dienste	Unemployed and unclassified - Werkloos en onge-spesi-fiseer	Not economically active - Nie-ekonomies bedrywig	Wholesale and retail trade - Groot- en kleinhandel	Motor trade - Motorhandel	Other - Ander		Transport - Vervoer	Services - Dienste	
School education only	3,398	263	12	111	20	284	2,413	263	12	111	20	284	2,413	Slegs skoolonderwys?
None	1,719	12	-	3	1	1	1,675	12	-	3	1	1	1,675	Geen
Up to std. 5	2,139	10	1	4	-	4	2,131	10	1	4	-	4	2,131	Tot st. 5
Std. 6 and 7	2,139	52	2	41	2	41	1,931	52	2	41	2	41	1,931	St. 6 en 7
Std. 8	2,984	213	2	41	4	179	1,942	213	2	41	4	179	1,942	St. 8
Std. 9	541	341	23	156	16	308	1,794	341	23	156	16	308	1,794	St. 9
Std. 10	541	68	3	44	3	74	376	68	3	44	3	74	376	St. 10
Degree only	4,280	469	29	264	65	467	2,523	469	29	264	65	467	2,523	Slegs graad
Bachelor's	156	4	-	7	3	33	99	4	-	7	3	33	99	Baccalaureus
Academic - Full course	60	4	-	2	1	9	40	4	-	2	1	9	40	Akademie - Voltooid kursus
Professional - Full course	76	6	-	1	-	18	41	6	-	1	-	18	41	Gedeelte van kursus
Master's	13	1	-	-	-	3	7	1	-	-	-	3	7	Voltooid kursus
Academic - Full course	28	1	-	-	-	10	16	1	-	-	-	10	16	Akademie - Voltooid kursus
Professional - Full course	14	1	-	2	5	5	5	1	-	2	5	5	5	Gedeelte van kursus
Academic - Full course	6	-	-	-	-	3	2	-	-	-	-	3	2	Professioneel - Voltooid kursus
Professional - Full course	2	-	-	-	-	1	1	-	-	-	-	1	1	Gedeelte van kursus
Doctor's	13	2	-	-	-	2	5	2	-	-	-	2	5	Doktors
Academic	13	4	-	-	-	3	5	4	-	-	-	3	5	Akademie
Professional	13	-	-	-	-	-	-	-	-	-	-	-	-	Professioneel
Diploma only	1,249	77	1	53	9	445	548	77	1	53	9	445	548	Slegs diploma
Academic - Full course	42	1	-	1	-	12	26	1	-	1	-	12	26	Met st. 10 - Voltooid kursus
Professional - Full course	434	36	2	25	1	153	170	36	2	25	1	153	170	Gedeelte van kursus
With std. 9 or lower	57	4	-	4	-	32	14	4	-	4	-	32	14	Met st. 9 of laer - Voltooid of gedeelte van kursus
Full or part of course	18	1	-	-	-	13	3	1	-	-	-	13	3	Graad en diploma
Diploma and Bachelor's	10	-	-	-	-	5	3	-	-	-	-	5	3	Diploma en Baccalaureus - Meesters -
Doctor's	19,975	73	-	719	127	2,111	13,639	73	-	719	127	2,111	13,639	Doktors - Totaal

WHITES
TABLE 22 - NATURE OF EDUCATION BY INDUSTRY

BLANKES
TABEL 22 - AARD VAN ONDERWYS VOLGENS NYWERHEID

Nature of education and sex	Industry divisions - Nywerheidsafdelings										Total			
	Commerce - Handel					Industry divisions - Nywerheidsafdelings								
	Wholesale and retail trade - Groot- en kleinhandel	Motor trade - Motorhandel	Other - Ander	Transport - Vervoer	Services - Dienste	Unemployed and unclassified - Werkloos en onge-spesi-fiseer	Not economically active - Nie-ekonomies bedrywig	Wholesale and retail trade - Groot- en kleinhandel	Motor trade - Motorhandel	Other - Ander		Transport - Vervoer	Services - Dienste	
No special qualifications e.g. degree, diploma, certificate	174,032	3,703	5,848	10,045	13,499	5,623	77,966	3,703	5,848	10,045	13,499	5,623	77,966	Geen spesiale kwalifikasies b.v. graad, diploma, sertifikaat
M.	194,269	850	6,874	1,785	12,628	2,324	144,426	850	6,874	1,785	12,628	2,324	144,426	M.
F.	368,301	31,830	12,722	11,830	26,027	7,947	222,392	31,830	12,722	11,830	26,027	7,947	222,392	F.
Nature of qualifications	1,533	159	146	52	596	25	211	159	146	52	596	25	211	Aard van kwalifikasies
General subjects	2,024	58	65	31	519	41	1,220	58	65	31	519	41	1,220	Algemene onderwys
Arts (B.A., M.A., etc.)	3,557	217	211	83	1,115	66	1,431	217	211	83	1,115	66	1,431	Kunste (B.A., M.A., ens.)
Sciences (B.Sc., M.Sc., etc.)	1,217	145	107	23	314	14	202	145	107	23	314	14	202	Wetenskappe (B.Sc., M.Sc., ens.)
M.	527	13	11	3	185	4	289	13	11	3	185	4	289	M.
F.	1,744	158	118	26	499	18	491	158	118	26	499	18	491	F.
Agriculture, forestry and fishing	90	24	4	1	23	3	4	24	4	1	23	3	4	Landbou, bosbou en visvangs
M.	13	1	-	-	-	9	2	1	-	-	-	9	2	Landbou
F.	103	25	4	1	23	3	12	25	4	1	23	3	12	Graad (B.Agric., ens.)
T.	201	41	14	8	47	6	10	41	14	8	47	6	10	Diploma
M.	223	41	15	8	48	6	22	2	2	8	48	6	22	Veeartsenykunde (B.V.Sc., ens.)
F.	48	6	-	-	22	4	2	6	2	-	22	4	2	M.
T.	54	6	-	-	25	10	6	6	2	-	25	10	6	F.
M.	7	1	1	-	2	1	-	1	1	-	2	1	-	Bosbou (B.Sc. of diploma)
F.	1	1	-	-	-	-	-	-	-	-	-	-	-	M.
T.	8	2	1	-	2	1	-	2	2	-	2	1	-	F.
M.	-	-	-	-	-	-	-	-	-	-	-	-	-	Visserij
F.	1	-	-	-	-	-	-	-	-	-	-	-	-	M.
T.	1	-	-	-	-	-	-	-	-	-	-	-	-	F.
Mining, quarrying and metallurgy	313	20	82	1	50	8	46	20	82	1	50	8	46	Mynwes, steengroewe en metallurgie
M.	316	20	82	1	50	8	48	20	82	1	50	8	48	M.
F.	133	10	19	1	19	1	15	10	19	1	19	1	15	F.
T.	134	10	19	1	19	1	16	10	19	1	19	1	16	T.
Manager, captain, etc.	52	1	1	1	2	1	3	1	1	1	2	1	3	Bestuurder, kaptein, ens.
M.	2	-	-	-	-	-	-	-	-	-	-	-	-	M.
F.	54	1	1	1	1	1	3	1	1	1	1	1	3	F.
T.	54	1	1	1	1	1	3	1	1	1	1	1	3	T.

WHITES
TABLE 22 - NATURE OF EDUCATION BY INDUSTRY

BLANKES
TABEL 22 - AARD VAN ONDERWYS VOLGENS NYWERHEID

Nature of education and sex Totaal	Industry divisions - Nywerheidsafdelings										Not eco- nomic- ally active Nie- eko- nomies bedry- wig	
	Agriculture Landbou	Mining Myn- wese	Manu- fac- turing Fabrieke wese	Con- struc- tion Kon- struk- sie	Elec- tricity Elektri- siteit	Commerce - Handel		Trans- port	Ser- vices Dienste	Unem- ployed and unspe- cified Werk- loos en on- spesi- fiseer		
						Whole- sale and retail trade Groot- en klein handel	Motor trade Motor- handel					Other Ander
Nursery education M. 1 F. 195 T. 196	-	-	-	-	-	1	-	-	-	-	88 V. 88	Aard van onderwys en geslag
Librarianship (Diploma, B.A. (Libr.), etc.) M. 137 F. 144 T. 144	-	-	-	-	-	-	-	-	-	-	2 38 V. 40	Biblioteekwese (Diploma, B.A. (Bibl.), ens.)
Music (B.Mus., certificate or diploma, etc.) M. 131 F. 915 T. 1,046	-	-	-	-	1	13	4	-	89	5	9	Musiek (B.Mus., sertifikaat of diploma, ens.)
Speech, drama, opera singing (B.A. (speech and elocution), etc.) M. 32 F. 231 T. 263	-	-	-	1	-	6	1	1	16	3	125	Spraak, drama, operasing (B.A. (spraak en voordrag), ens.)
Theology (B.D., etc.) M. 227 F. 16 T. 243	-	-	-	-	-	12	7	-	75	4	125	Teologie (B.D., ens.)
Transportation (Institute of transport, seamanship, etc.) M. 100 F. 1 T. 101	-	3	-	-	3	12	4	21	17	2	5	Vervoer (Instituut van vervoer, seemanskap, ens.)
Public administration M. 42 F. 5 T. 47	-	-	-	-	-	1	-	-	32	-	6	Openbare administrasie
Social welfare and personnel (Social sciences, etc.) M. 38 F. 271 T. 309	-	-	-	-	-	2	9	3	113	2	138	Sosiale welsyn en personeel (Sosiale wetenskappe, ens.)
Domestic and household (Domestic sciences, etc.) M. 21 F. 421 T. 442	1	-	25	1	-	33	2	-	82	9	1	Huishoudelik (Huishoudelike wetenskappe, ens.)
Security and defence (B.Mil., etc.) M. 16 F. 1 T. 16	-	1	-	-	-	3	2	-	90	10	259	Beskerming en verdediging (B.Mil., ens.)
Total M. 201,587 F. 210,595 T. 411,999	898 348	4,576 4,893	31,123 42,001	10,416 10,999	1,088 2,072	21,154 36,144	4,310 5,091	8,605 16,041	22,282 40,996	6,038 8,585	79,542 231,060	Totaal

WHITES
TABLE 23 - FOREIGN VISITORS BY AGE AND COUNTRY OF RESIDENCE

BLANKES
TABEL 23 - BUITELANSE BESOEKERS VOLGENS OUDERDOM EN LAND VAN VERBLYF

Age groups Ouderdomsgroepe	Total Totaal	Country of residence - Land van verblyf													
		South West Africa Suidwes- Afrika	Rhodesias and Nyasaland Rhodesië en Nyasaland	Mozambique Mosambiek	Other African countries Ander Afrika lande	United Kingdom Verenigde Koninkryk	Other European countries Ander Europese lande	Asia Asië	America N. & S. Amerika N. & S.	Oceania Oseania	?				
0 - 4 M. 19 F.-V. 18 T. 49	19	-	10	3	1	-	4	-	-	-	1	-	-	-	2
5 - 9 M. 21 F.-V. 27 T. 48	30	-	18	2	1	-	4	-	-	-	-	-	-	-	5
10 - 14 M. 13 F.-V. 23 T. 36	49	1	11	1	2	3	1	1	1	1	2	-	-	-	3
15 - 19 M. 13 F.-V. 22 T. 35	21	-	11	2	3	5	4	-	-	-	-	-	-	-	6
20 - 24 M. 45 F.-V. 44 T. 89	27	1	22	3	5	1	1	1	1	1	2	-	-	-	9
25 - 29 M. 57 F.-V. 36 T. 93	48	-	8	1	7	8	1	1	1	1	1	-	-	-	2
30 - 34 M. 69 F.-V. 46 T. 115	36	-	15	1	7	8	1	1	1	1	1	-	-	-	3
35 - 39 M. 65 F.-V. 54 T. 119	13	-	3	3	4	7	5	3	3	3	3	-	-	-	4
40 - 44 M. 53 F.-V. 35 T. 88	22	-	7	4	4	9	11	8	8	10	13	-	-	-	10
45 - 49 M. 52 F.-V. 42 T. 94	44	1	12	11	8	4	4	4	4	5	5	-	-	-	11
50 - 54 M. 43 F.-V. 35 T. 78	54	1	15	11	11	3	7	7	7	7	7	-	-	-	16
	53	-	11	12	3	3	3	3	3	3	3	-	-	-	27
	35	-	6	14	11	8	12	10	18	18	13	-	-	-	18
	88	-	17	21	14	11	19	10	18	18	13	-	-	-	15
	52	1	14	6	4	4	4	4	4	4	4	-	-	-	24
	42	-	10	3	3	3	3	3	3	3	3	-	-	-	28
	94	1	24	9	11	7	12	12	14	14	14	-	-	-	22
	43	1	12	4	3	3	3	3	3	3	3	-	-	-	10
	35	-	10	3	3	3	3	3	3	3	3	-	-	-	12
	78	1	22	7	11	7	10	10	10	10	10	-	-	-	22

TABLE 23 - FOREIGN VISITORS BY AGE AND COUNTRY OF RESIDENCE

TABLE 23 - BUTELANSE BESOEKERS VOLGENS OUDERDOM EN LAND VAN VERBLYF

BLANKES

Age groups Ouderdomsgroepe	Total Total	Country of residence - Land van verblyf											
		South West Africa Suidwes- Afrika	Rhodesias and Nyasaland Rhoediës en Njassaland	Mozambique Mosambiek	Other African countries Ander Afrika	United Kingdom Verenigde Koninkryk	Other European countries Ander Europese lande	Asia Asië	America N. & S. Amerika N. & S.	Oceania Oseania	?		
55 - 59	M. F.-V. T.	-	2 8	2 4	4 4	4 4	4 3	1 1	4 5	-	1 1	1 1	7 13 20
60 - 64	M. F.-V. T.	-	4 4	2 1	2 3	2 2	3 9	3 9	2 4	-	-	2 4	3 9
65 - 69	M. F.-V. T.	-	2 3	2 1	1 3	1 2	3 6	3 9	2 4	-	-	2 4	1 9 12
70 - 74	M. F.-V. T.	-	2 5	2 3	1 3	1 1	3 6	3 9	2 3	-	-	1 3	1 7 8
75+	M. F.-V. T.	-	3 5	-	1 1	1 1	1 7	1 8	2 2	-	-	2 2	5 5
?	M. F.-V. T.	-	1 1	-	-	-	1 1	1 3	1 1	-	-	1 1	10 10
Total - Totaal	M. F.-V. T.	4 5	136 125 261	72 55 127	43 43 86	63 57 120	67 33 100	9 5 14	36 19 55	10 10 20	1 1 2	91 161 252	

TABLE 24 - AGE BY MARITAL STATUS

TABLE 24 - OUDERDOM VOLGENS HUWELIKSTAAT

KLEURLINGE

Age groups Ouderdomsgroepe	Total Totaal	Marital status - Huwelikstaats									
		Never married Nooit getroud		Married Getroud		Widowed Weduustaat		Divorced Geskeel		?	
		M.	F.-V.	M.	F.-V.	M.	F.-V.	M.	F.-V.	M.	F.-V.
0 - 14	25,471	12,785	12,686	-	-	-	-	-	-	-	-
15 - 19	5,329	2,540	2,598	15	173	-	-	1	2	-	-
20 - 24	5,439	2,034	1,458	652	1,201	7	7	5	25	37	19
25 - 29	4,740	794	649	1,333	1,771	15	39	24	85	31	7
30 - 34	4,308	443	336	1,572	1,730	17	58	40	95	12	7
35 - 39	3,450	281	215	1,343	1,324	33	103	51	101	7	8
40 - 44	2,840	192	138	1,106	1,067	43	163	47	83	7	4
45 - 49	2,385	126	112	918	891	51	194	30	60	5	6
50 - 54	1,745	67	66	674	572	56	232	19	54	1	9
55 - 59	1,343	55	56	524	353	56	258	15	21	2	3
60 - 64	836	36	39	263	184	35	257	5	17	-	-
65 - 69	589	15	26	155	116	39	223	5	8	1	1
70 - 74	470	20	19	116	66	50	190	3	5	-	1
75+	492	16	17	86	37	72	253	3	3	1	4
?	91	21	16	6	13	6	17	2	2	1	7
Total-Totaal	59,528	19,425	18,431	8,763	9,498	425	1,994	250	561	105	76

TABLE 27 - BIRTHPLACE BY AGE

TABLE 27 - GEBORTEPLEK VOLGENS OUDERDOM

Birthplace	Total Totaal	Age groups - Ouderdomsgroepe										Geboorteplek
		0-14		15-19		20-24		25-64		65+		
		M.	F.-V.	M.	F.-V.	M.	F.-V.	M.	F.-V.	M.	F.-V.	
South Africa	59,115	12,765	12,669	2,553	2,764	2,713	2,695	10,153	11,284	559	960	Suid-Afrika
Cape	9,681	409	381	211	295	402	446	2,977	3,506	402	652	Kaap
Natal	1,131	81	82	52	60	62	60	377	322	14	21	Natal
Transvaal	46,472	12,148	12,070	2,252	2,360	2,171	2,120	6,288	6,788	104	171	Transvaal
O.F.S.	1,433	51	42	23	38	67	53	430	565	38	106	O.V.S.
South Africa (so stated)	398	76	94	15	11	11	16	81	83	1	10	Suid-Afrika (so opgege)
Other in Africa	346	14	17	3	9	15	13	133	118	15	9	Ander in Afrika
Other	67	6	1	-	-	1	1	30	20	8	-	Ander
Total	59,528	12,785	12,687	2,556	2,773	2,729	2,709	10,316	11,422	582	969	Totaal

TABLE 28 - RELIGION BY AGE

TABLE 28 - GODSDIENS VOLGENS OUDERDOM

Religion	Total Totaal	Age groups - Ouderdomsgroepe										Godsdienst
		0-14		15-19		20-24		25-64		65+		
		M.	F.-V.	M.	F.-V.	M.	F.-V.	M.	F.-V.	M.	F.-V.	
Nederduits Gereformeerde	3,229	663	617	119	135	166	143	621	648	51	66	Nederduits Gereformeerde
Gereformeerde	611	119	130	23	27	26	18	119	126	8	15	Gereformeerde
Nederduits Hervormde	142	26	28	5	2	7	4	36	32	-	2	Nederduits Hervormde
Anglican	13,329	2,816	2,875	580	581	631	595	2,414	2,691	123	223	Anglikaans
Methodist	5,682	1,153	1,123	226	239	237	248	1,067	1,198	72	119	Metodiste
Presbyterian	203	32	41	11	5	7	5	45	46	3	8	Presbiteriaanse
Congregational	4,011	832	861	178	180	147	157	701	793	54	108	Congregational
Lutheran	2,151	439	415	83	88	113	88	435	439	22	29	Lutherse
Roman Catholic	7,855	1,778	1,808	318	412	380	391	1,297	1,379	32	60	Roms-Katolieke
Apostolic Faith Mission	1,006	238	223	43	49	42	52	151	176	11	21	Apostoliese Geloofsending
Other Christian	11,491	2,633	2,591	475	505	489	498	1,890	2,071	131	208	Ander Christelike
Hindu	47	10	12	1	-	1	3	3	16	-	1	Hindoe
Islam	8,038	1,876	1,783	424	462	389	421	1,135	1,420	56	72	Islam
Other	137	25	21	2	14	8	9	29	23	3	3	Ander
Object and no religion	526	55	85	21	22	45	24	155	108	4	7	Maak beswaar en geen godsdienst
?	868	129	138	47	52	40	53	182	200	9	18	?
Total	59,526	12,824	12,751	2,556	2,773	2,728	2,709	10,280	11,366	579	960	Totaal

1/ Includes age unspecified

1/ Sluit ouderdom ongespesifiseer in

TABLE 29 - BIRTHPLACE BY INDUSTRY

Birthplace and sex	Industry divisions - Mywerheidsafdelings										Not economically active	Geboorsteplek en geslag		
	Agriculture		Mining	Manufacturing	Construction	Electricity		Commerce		Transport			Services	
	Landbou	Mynwese				Wolwehandeling	Wolwehandeling	Wolwehandeling	Wolwehandeling	Wolwehandeling				Wolwehandeling
Total	M.	F.	M.	M.	M.	M.	M.	M.	M.	M.	M.	M.		
<u>South Africa</u>	37	98	815	9	1,574	198	250	354	1,883	3,299	14,624	M.		
	5	3	3	-	241	3	37	3	2,079	1,533	22,166	V.		
	42	101	818	9	1,815	201	287	357	3,962	4,832	36,790	T.		
<u>Cape</u>	16	37	298	2	392	59	71	130	567	816	886	M.		
	2	3	3	-	61	-	7	1	824	266	3,243	V.		
	18	40	298	2	443	59	78	131	1,391	1,082	4,129	T.		
<u>Natal</u>	1	4	24	1	73	12	11	8	41	103	114	M.		
	-	-	-	-	4	-	4	-	73	28	333	V.		
	1	4	24	1	77	12	11	8	114	131	447	T.		
<u>Transvaal</u>	20	48	454	6	1,049	116	163	200	1,171	2,286	13,437	M.		
	3	-	3	-	164	3	30	2	1,016	1,189	17,911	V.		
	23	48	457	6	1,213	119	193	202	2,187	3,475	31,348	T.		
<u>O.F.S.</u>	-	9	33	-	60	9	5	14	86	115	98	M.		
	-	-	-	-	10	-	-	-	137	38	525	V.		
	-	9	33	-	70	9	5	14	223	153	624	T.		
<u>South Africa (so stated)</u>	-	-	6	-	10	2	-	2	18	29	89	M.		
	-	-	-	-	18	-	-	-	29	12	153	V.		
	-	-	6	-	12	2	-	2	47	41	242	T.		
<u>Other in Africa</u>	-	2	9	1	22	5	1	2	27	32	40	M.		
	-	-	-	-	2	-	-	-	88	27	88	V.		
	-	2	9	1	24	5	1	2	54	36	128	T.		
<u>Other</u>	-	-	7	-	10	-	-	-	7	8	12	M.		
	-	-	1	-	1	-	-	-	2	2	14	V.		
	-	-	8	-	11	-	-	-	8	10	26	T.		
<u>Total</u>	37	100	825	10	1,606	203	251	356	1,917	3,339	14,676	M.		
	5	3	3	-	244	3	40	3	2,107	1,539	22,268	V.		
	42	103	828	10	1,850	206	291	359	4,024	4,878	36,944	T.		

TABLE 30 - INDUSTRY BY AGE

Industry divisions	Age groups - Ouderdomsgroepe										Nywerheidsafdelings		
	Total		-20		20-24		25-34		35-64			65+	
	T.	M.	F.-V.	M.	F.-V.	M.	F.-V.	M.	F.-V.	M.		F.-V.	M.
<u>Agriculture</u>	42	37	5	-	2	7	1	6	18	1	6	-	-
<u>Mining</u>	103	100	3	-	-	5	-	10	70	1	15	-	-
<u>Manufacturing</u>	9,990	5,645	4,345	764	803	1,168	984	1,873	1,854	999	29	4	1
<u>Construction</u>	828	825	3	20	-	51	-	190	3	547	16	-	-
<u>Electricity</u>	8	8	-	-	-	1	-	2	5	-	-	-	-
<u>Commerce</u>													
<u>Wholesale and retail trade</u>	1,850	1,606	244	105	30	267	62	489	55	713	95	2	-
<u>Motor trade</u>	206	203	3	13	-	30	2	68	-	87	1	5	-
<u>Other</u>	289	250	39	23	16	65	8	82	4	78	11	2	-
<u>Transport</u>	359	356	3	12	1	33	1	102	-	204	1	4	-
<u>Services</u>	4,022	1,916	2,106	84	166	350	330	587	548	897	984	48	17
<u>Unemployed and unspecified</u>	4,887	3,346	1,541	467	558	617	386	821	315	1,395	270	41	6
<u>Total economically active</u>	22,584	14,292	8,292	1,488	1,576	2,594	1,774	4,230	2,481	5,760	2,363	136	24
<u>Not economically active</u>	36,944	14,676	22,268	13,853	13,893	135	935	41	2,296	249	4,227	386	31
<u>Total</u>	59,528	28,968	30,560	15,341	15,469	2,729	2,709	4,271	4,777	6,009	6,590	582	55

TABLE 31 - INDUSTRY BY IDENTITY OF EMPLOYER

TABEL 31 - NYWERHEID VOLGENS IDENTITEIT VAN WERKGEWER

Industry divisions	Identity of employer - Identiteit van werkgewer										Not economically active		
	Public authorities Openbare owerhede				Subsidiary public authorities		Public sub-sidized institutions		Public corporations			Private business enterprises	
	Government	Provincial	Local authorities	Bantu authorities	Order-ge-sigte open-bare owerhede	Openbare gesubsidiseerde instellings	S.A.R. & H.	Other S.A.A. S.A.S. & H. en S.A.L.	Private households				
Total													
Agriculture	M. 37					1				36			M. 5
	F. 5									5			V. 41
	T. 42					1				41			T. 41
Mining	M. 100									100			M. 3
	F. 3									3			V. 103
	T. 103									103			T. 103
Manufacturing	M. 5,645	45	1	5						5,592			M. 1
	F. 4,345	1	1	1						4,342			V. 4,342
	T. 9,990	46	2	6						9,934			T. 8,684
Construction	M. 825	23	1	30						770			M. 3
	F. 3									3			V. 773
	T. 828	23	1	30						773			T. 826
Electricity	M. 8			3						2			M. 2
	F. 8									2			V. 2
	T. 16			3						4			T. 4
Commerce													
Wholesale and retail trade	M. 1,606			3						1,602			M. 244
	F. 244									244			V. 1,846
	T. 1,850			3						1,846			T. 1,850
Motor trade	M. 203									203			M. 3
	F. 3									3			V. 206
	T. 206									206			T. 209
Other	M. 250	3								247			M. 39
	F. 39									286			V. 286
	T. 289	3								333			T. 325
Transport	M. 356	34	1	6						237			M. 3
	F. 3									3			V. 240
	T. 359	34	1	6						240			T. 343
Services	M. 1,916	183	568	72		19				557			M. 106
	F. 2,106	9	275	11		1				302			V. 1,466
	T. 4,022	192	843	83		20				859			T. 1,75

TABLE 31 - INDUSTRY BY IDENTITY OF EMPLOYER

TABEL 31 - NYWERHEID VOLGENS IDENTITEIT VAN WERKGEWER

Industry divisions	Identity of employer - Identiteit van werkgewer										Not economically active		
	Public authorities Openbare owerhede				Subsidiary public authorities		Public sub-sidized institutions		Public corporations			Private business enterprises	
	Government	Provincial	Local authorities	Bantu authorities	Order-ge-sigte open-bare owerhede	Openbare gesubsidiseerde instellings	S.A.R. & H.	Other S.A.A. S.A.S. & H. en S.A.L.	Private households				
Total													
Unemployed and unspecified	M. 3,346									95			M. 3,246
	F. 1,541									29			V. 1,512
	T. 4,887									124			T. 4,758
Total economically active	M. 14,292	289	572	120		20				9,441			M. 107
	F. 8,292	10	276	12		1				4,973			V. 1,512
	T. 22,584	299	848	132		21				14,414			T. 1,758
Not economically active	M. 14,676												M. 14,676
	F. 22,266												V. 22,266
	T. 36,942												T. 36,942
Total	M. 28,968	289	572	120		20				9,441			M. 107
	F. 30,560	10	276	12		1				4,973			V. 1,512
	T. 59,528	299	848	132		21				14,414			T. 1,758

1/ Includes unemployed and unspecified

1/ Sluit in werkloos en ongespesifiseer

COLOURENS

TABLE 33 - OCCUPATION BY INDUSTRY

Major occupational groups	Industry divisions - Nywerheidsafdelings										Total	Totaal																																																																																																																																																																																																																																																																																																																																																																																																																																																																																																																																																																																																																																																																																																																																																																																																																																			
	Agriculture		Mining		Manufacturing		Construction		Electricity				Commerce		Transport	Services	Unemployed and unspesified workers	Not economically active																																																																																																																																																																																																																																																																																																																																																																																																																																																																																																																																																																																																																																																																																																																																																																																																																													
	Landbou	Mynwese	Manufabriekwese	Konstruksie	Elektrisiteit	Winkelhandel	Motorhandel	Other	Vervoer	Dienste																																																																																																																																																																																																																																																																																																																																																																																																																																																																																																																																																																																																																																																																																																																																																																																																																																					
Professional, technical and related worker																	M.																	F.																	T.																	Administrative, executive and managerial worker																	M.																	F.																	T.																	Public administrative official																	M.																	F.																	T.																	Managerial worker																	M.																	F.																	T.																	Clerical worker																	M.																	F.																	T.																	Sales worker																	M.																	F.																	T.																	Working proprietor																	M.																	F.																	T.																	Other																	M.																	F.																	T.																	Farmer, fisherman, lumberman and related worker																	M.																	F.																	T.																	Farmer, farmworker, lumberman																	M.																	F.																	T.																	Other																	M.																	F.																	T.																	Miner, quarryman and related worker																	M.																	F.																	T.																
M.																	F.																	T.																	Administrative, executive and managerial worker																	M.																	F.																	T.																	Public administrative official																	M.																	F.																	T.																	Managerial worker																	M.																	F.																	T.																	Clerical worker																	M.																	F.																	T.																	Sales worker																	M.																	F.																	T.																	Working proprietor																	M.																	F.																	T.																	Other																	M.																	F.																	T.																	Farmer, fisherman, lumberman and related worker																	M.																	F.																	T.																	Farmer, farmworker, lumberman																	M.																	F.																	T.																	Other																	M.																	F.																	T.																	Miner, quarryman and related worker																	M.																	F.																	T.																																	
F.																	T.																	Administrative, executive and managerial worker																	M.																	F.																	T.																	Public administrative official																	M.																	F.																	T.																	Managerial worker																	M.																	F.																	T.																	Clerical worker																	M.																	F.																	T.																	Sales worker																	M.																	F.																	T.																	Working proprietor																	M.																	F.																	T.																	Other																	M.																	F.																	T.																	Farmer, fisherman, lumberman and related worker																	M.																	F.																	T.																	Farmer, farmworker, lumberman																	M.																	F.																	T.																	Other																	M.																	F.																	T.																	Miner, quarryman and related worker																	M.																	F.																	T.																																																		
T.																	Administrative, executive and managerial worker																	M.																	F.																	T.																	Public administrative official																	M.																	F.																	T.																	Managerial worker																	M.																	F.																	T.																	Clerical worker																	M.																	F.																	T.																	Sales worker																	M.																	F.																	T.																	Working proprietor																	M.																	F.																	T.																	Other																	M.																	F.																	T.																	Farmer, fisherman, lumberman and related worker																	M.																	F.																	T.																	Farmer, farmworker, lumberman																	M.																	F.																	T.																	Other																	M.																	F.																	T.																	Miner, quarryman and related worker																	M.																	F.																	T.																																																																			
Administrative, executive and managerial worker																	M.																	F.																	T.																	Public administrative official																	M.																	F.																	T.																	Managerial worker																	M.																	F.																	T.																	Clerical worker																	M.																	F.																	T.																	Sales worker																	M.																	F.																	T.																	Working proprietor																	M.																	F.																	T.																	Other																	M.																	F.																	T.																	Farmer, fisherman, lumberman and related worker																	M.																	F.																	T.																	Farmer, farmworker, lumberman																	M.																	F.																	T.																	Other																	M.																	F.																	T.																	Miner, quarryman and related worker																	M.																	F.																	T.																																																																																				
M.																	F.																	T.																	Public administrative official																	M.																	F.																	T.																	Managerial worker																	M.																	F.																	T.																	Clerical worker																	M.																	F.																	T.																	Sales worker																	M.																	F.																	T.																	Working proprietor																	M.																	F.																	T.																	Other																	M.																	F.																	T.																	Farmer, fisherman, lumberman and related worker																	M.																	F.																	T.																	Farmer, farmworker, lumberman																	M.																	F.																	T.																	Other																	M.																	F.																	T.																	Miner, quarryman and related worker																	M.																	F.																	T.																																																																																																					
F.																	T.																	Public administrative official																	M.																	F.																	T.																	Managerial worker																	M.																	F.																	T.																	Clerical worker																	M.																	F.																	T.																	Sales worker																	M.																	F.																	T.																	Working proprietor																	M.																	F.																	T.																	Other																	M.																	F.																	T.																	Farmer, fisherman, lumberman and related worker																	M.																	F.																	T.																	Farmer, farmworker, lumberman																	M.																	F.																	T.																	Other																	M.																	F.																	T.																	Miner, quarryman and related worker																	M.																	F.																	T.																																																																																																																						
T.																	Public administrative official																	M.																	F.																	T.																	Managerial worker																	M.																	F.																	T.																	Clerical worker																	M.																	F.																	T.																	Sales worker																	M.																	F.																	T.																	Working proprietor																	M.																	F.																	T.																	Other																	M.																	F.																	T.																	Farmer, fisherman, lumberman and related worker																	M.																	F.																	T.																	Farmer, farmworker, lumberman																	M.																	F.																	T.																	Other																	M.																	F.																	T.																	Miner, quarryman and related worker																	M.																	F.																	T.																																																																																																																																							
Public administrative official																	M.																	F.																	T.																	Managerial worker																	M.																	F.																	T.																	Clerical worker																	M.																	F.																	T.																	Sales worker																	M.																	F.																	T.																	Working proprietor																	M.																	F.																	T.																	Other																	M.																	F.																	T.																	Farmer, fisherman, lumberman and related worker																	M.																	F.																	T.																	Farmer, farmworker, lumberman																	M.																	F.																	T.																	Other																	M.																	F.																	T.																	Miner, quarryman and related worker																	M.																	F.																	T.																																																																																																																																																								
M.																	F.																	T.																	Managerial worker																	M.																	F.																	T.																	Clerical worker																	M.																	F.																	T.																	Sales worker																	M.																	F.																	T.																	Working proprietor																	M.																	F.																	T.																	Other																	M.																	F.																	T.																	Farmer, fisherman, lumberman and related worker																	M.																	F.																	T.																	Farmer, farmworker, lumberman																	M.																	F.																	T.																	Other																	M.																	F.																	T.																	Miner, quarryman and related worker																	M.																	F.																	T.																																																																																																																																																																									
F.																	T.																	Managerial worker																	M.																	F.																	T.																	Clerical worker																	M.																	F.																	T.																	Sales worker																	M.																	F.																	T.																	Working proprietor																	M.																	F.																	T.																	Other																	M.																	F.																	T.																	Farmer, fisherman, lumberman and related worker																	M.																	F.																	T.																	Farmer, farmworker, lumberman																	M.																	F.																	T.																	Other																	M.																	F.																	T.																	Miner, quarryman and related worker																	M.																	F.																	T.																																																																																																																																																																																										
T.																	Managerial worker																	M.																	F.																	T.																	Clerical worker																	M.																	F.																	T.																	Sales worker																	M.																	F.																	T.																	Working proprietor																	M.																	F.																	T.																	Other																	M.																	F.																	T.																	Farmer, fisherman, lumberman and related worker																	M.																	F.																	T.																	Farmer, farmworker, lumberman																	M.																	F.																	T.																	Other																	M.																	F.																	T.																	Miner, quarryman and related worker																	M.																	F.																	T.																																																																																																																																																																																																											
Managerial worker																	M.																	F.																	T.																	Clerical worker																	M.																	F.																	T.																	Sales worker																	M.																	F.																	T.																	Working proprietor																	M.																	F.																	T.																	Other																	M.																	F.																	T.																	Farmer, fisherman, lumberman and related worker																	M.																	F.																	T.																	Farmer, farmworker, lumberman																	M.																	F.																	T.																	Other																	M.																	F.																	T.																	Miner, quarryman and related worker																	M.																	F.																	T.																																																																																																																																																																																																																												
M.																	F.																	T.																	Clerical worker																	M.																	F.																	T.																	Sales worker																	M.																	F.																	T.																	Working proprietor																	M.																	F.																	T.																	Other																	M.																	F.																	T.																	Farmer, fisherman, lumberman and related worker																	M.																	F.																	T.																	Farmer, farmworker, lumberman																	M.																	F.																	T.																	Other																	M.																	F.																	T.																	Miner, quarryman and related worker																	M.																	F.																	T.																																																																																																																																																																																																																																													
F.																	T.																	Clerical worker																	M.																	F.																	T.																	Sales worker																	M.																	F.																	T.																	Working proprietor																	M.																	F.																	T.																	Other																	M.																	F.																	T.																	Farmer, fisherman, lumberman and related worker																	M.																	F.																	T.																	Farmer, farmworker, lumberman																	M.																	F.																	T.																	Other																	M.																	F.																	T.																	Miner, quarryman and related worker																	M.																	F.																	T.																																																																																																																																																																																																																																																														
T.																	Clerical worker																	M.																	F.																	T.																	Sales worker																	M.																	F.																	T.																	Working proprietor																	M.																	F.																	T.																	Other																	M.																	F.																	T.																	Farmer, fisherman, lumberman and related worker																	M.																	F.																	T.																	Farmer, farmworker, lumberman																	M.																	F.																	T.																	Other																	M.																	F.																	T.																	Miner, quarryman and related worker																	M.																	F.																	T.																																																																																																																																																																																																																																																																															
Clerical worker																	M.																	F.																	T.																	Sales worker																	M.																	F.																	T.																	Working proprietor																	M.																	F.																	T.																	Other																	M.																	F.																	T.																	Farmer, fisherman, lumberman and related worker																	M.																	F.																	T.																	Farmer, farmworker, lumberman																	M.																	F.																	T.																	Other																	M.																	F.																	T.																	Miner, quarryman and related worker																	M.																	F.																	T.																																																																																																																																																																																																																																																																																																
M.																	F.																	T.																	Sales worker																	M.																	F.																	T.																	Working proprietor																	M.																	F.																	T.																	Other																	M.																	F.																	T.																	Farmer, fisherman, lumberman and related worker																	M.																	F.																	T.																	Farmer, farmworker, lumberman																	M.																	F.																	T.																	Other																	M.																	F.																	T.																	Miner, quarryman and related worker																	M.																	F.																	T.																																																																																																																																																																																																																																																																																																																	
F.																	T.																	Sales worker																	M.																	F.																	T.																	Working proprietor																	M.																	F.																	T.																	Other																	M.																	F.																	T.																	Farmer, fisherman, lumberman and related worker																	M.																	F.																	T.																	Farmer, farmworker, lumberman																	M.																	F.																	T.																	Other																	M.																	F.																	T.																	Miner, quarryman and related worker																	M.																	F.																	T.																																																																																																																																																																																																																																																																																																																																		
T.																	Sales worker																	M.																	F.																	T.																	Working proprietor																	M.																	F.																	T.																	Other																	M.																	F.																	T.																	Farmer, fisherman, lumberman and related worker																	M.																	F.																	T.																	Farmer, farmworker, lumberman																	M.																	F.																	T.																	Other																	M.																	F.																	T.																	Miner, quarryman and related worker																	M.																	F.																	T.																																																																																																																																																																																																																																																																																																																																																			
Sales worker																	M.																	F.																	T.																	Working proprietor																	M.																	F.																	T.																	Other																	M.																	F.																	T.																	Farmer, fisherman, lumberman and related worker																	M.																	F.																	T.																	Farmer, farmworker, lumberman																	M.																	F.																	T.																	Other																	M.																	F.																	T.																	Miner, quarryman and related worker																	M.																	F.																	T.																																																																																																																																																																																																																																																																																																																																																																				
M.																	F.																	T.																	Working proprietor																	M.																	F.																	T.																	Other																	M.																	F.																	T.																	Farmer, fisherman, lumberman and related worker																	M.																	F.																	T.																	Farmer, farmworker, lumberman																	M.																	F.																	T.																	Other																	M.																	F.																	T.																	Miner, quarryman and related worker																	M.																	F.																	T.																																																																																																																																																																																																																																																																																																																																																																																					
F.																	T.																	Working proprietor																	M.																	F.																	T.																	Other																	M.																	F.																	T.																	Farmer, fisherman, lumberman and related worker																	M.																	F.																	T.																	Farmer, farmworker, lumberman																	M.																	F.																	T.																	Other																	M.																	F.																	T.																	Miner, quarryman and related worker																	M.																	F.																	T.																																																																																																																																																																																																																																																																																																																																																																																																						
T.																	Working proprietor																	M.																	F.																	T.																	Other																	M.																	F.																	T.																	Farmer, fisherman, lumberman and related worker																	M.																	F.																	T.																	Farmer, farmworker, lumberman																	M.																	F.																	T.																	Other																	M.																	F.																	T.																	Miner, quarryman and related worker																	M.																	F.																	T.																																																																																																																																																																																																																																																																																																																																																																																																																							
Working proprietor																	M.																	F.																	T.																	Other																	M.																	F.																	T.																	Farmer, fisherman, lumberman and related worker																	M.																	F.																	T.																	Farmer, farmworker, lumberman																	M.																	F.																	T.																	Other																	M.																	F.																	T.																	Miner, quarryman and related worker																	M.																	F.																	T.																																																																																																																																																																																																																																																																																																																																																																																																																																								
M.																	F.																	T.																	Other																	M.																	F.																	T.																	Farmer, fisherman, lumberman and related worker																	M.																	F.																	T.																	Farmer, farmworker, lumberman																	M.																	F.																	T.																	Other																	M.																	F.																	T.																	Miner, quarryman and related worker																	M.																	F.																	T.																																																																																																																																																																																																																																																																																																																																																																																																																																																									
F.																	T.																	Other																	M.																	F.																	T.																	Farmer, fisherman, lumberman and related worker																	M.																	F.																	T.																	Farmer, farmworker, lumberman																	M.																	F.																	T.																	Other																	M.																	F.																	T.																	Miner, quarryman and related worker																	M.																	F.																	T.																																																																																																																																																																																																																																																																																																																																																																																																																																																																										
T.																	Other																	M.																	F.																	T.																	Farmer, fisherman, lumberman and related worker																	M.																	F.																	T.																	Farmer, farmworker, lumberman																	M.																	F.																	T.																	Other																	M.																	F.																	T.																	Miner, quarryman and related worker																	M.																	F.																	T.																																																																																																																																																																																																																																																																																																																																																																																																																																																																																											
Other																	M.																	F.																	T.																	Farmer, fisherman, lumberman and related worker																	M.																	F.																	T.																	Farmer, farmworker, lumberman																	M.																	F.																	T.																	Other																	M.																	F.																	T.																	Miner, quarryman and related worker																	M.																	F.																	T.																																																																																																																																																																																																																																																																																																																																																																																																																																																																																																												
M.																	F.																	T.																	Farmer, fisherman, lumberman and related worker																	M.																	F.																	T.																	Farmer, farmworker, lumberman																	M.																	F.																	T.																	Other																	M.																	F.																	T.																	Miner, quarryman and related worker																	M.																	F.																	T.																																																																																																																																																																																																																																																																																																																																																																																																																																																																																																																													
F.																	T.																	Farmer, fisherman, lumberman and related worker																	M.																	F.																	T.																	Farmer, farmworker, lumberman																	M.																	F.																	T.																	Other																	M.																	F.																	T.																	Miner, quarryman and related worker																	M.																	F.																	T.																																																																																																																																																																																																																																																																																																																																																																																																																																																																																																																																														
T.																	Farmer, fisherman, lumberman and related worker																	M.																	F.																	T.																	Farmer, farmworker, lumberman																	M.																	F.																	T.																	Other																	M.																	F.																	T.																	Miner, quarryman and related worker																	M.																	F.																	T.																																																																																																																																																																																																																																																																																																																																																																																																																																																																																																																																																															
Farmer, fisherman, lumberman and related worker																	M.																	F.																	T.																	Farmer, farmworker, lumberman																	M.																	F.																	T.																	Other																	M.																	F.																	T.																	Miner, quarryman and related worker																	M.																	F.																	T.																																																																																																																																																																																																																																																																																																																																																																																																																																																																																																																																																																																
M.																	F.																	T.																	Farmer, farmworker, lumberman																	M.																	F.																	T.																	Other																	M.																	F.																	T.																	Miner, quarryman and related worker																	M.																	F.																	T.																																																																																																																																																																																																																																																																																																																																																																																																																																																																																																																																																																																																	
F.																	T.																	Farmer, farmworker, lumberman																	M.																	F.																	T.																	Other																	M.																	F.																	T.																	Miner, quarryman and related worker																	M.																	F.																	T.																																																																																																																																																																																																																																																																																																																																																																																																																																																																																																																																																																																																																		
T.																	Farmer, farmworker, lumberman																	M.																	F.																	T.																	Other																	M.																	F.																	T.																	Miner, quarryman and related worker																	M.																	F.																	T.																																																																																																																																																																																																																																																																																																																																																																																																																																																																																																																																																																																																																																			
Farmer, farmworker, lumberman																	M.																	F.																	T.																	Other																	M.																	F.																	T.																	Miner, quarryman and related worker																	M.																	F.																	T.																																																																																																																																																																																																																																																																																																																																																																																																																																																																																																																																																																																																																																																				
M.																	F.																	T.																	Other																	M.																	F.																	T.																	Miner, quarryman and related worker																	M.																	F.																	T.																																																																																																																																																																																																																																																																																																																																																																																																																																																																																																																																																																																																																																																																					
F.																	T.																	Other																	M.																	F.																	T.																	Miner, quarryman and related worker																	M.																	F.																	T.																																																																																																																																																																																																																																																																																																																																																																																																																																																																																																																																																																																																																																																																																						
T.																	Other																	M.																	F.																	T.																	Miner, quarryman and related worker																	M.																	F.																	T.																																																																																																																																																																																																																																																																																																																																																																																																																																																																																																																																																																																																																																																																																																							
Other																	M.																	F.																	T.																	Miner, quarryman and related worker																	M.																	F.																	T.																																																																																																																																																																																																																																																																																																																																																																																																																																																																																																																																																																																																																																																																																																																								
M.																	F.																	T.																	Miner, quarryman and related worker																	M.																	F.																	T.																																																																																																																																																																																																																																																																																																																																																																																																																																																																																																																																																																																																																																																																																																																																									
F.																	T.																	Miner, quarryman and related worker																	M.																	F.																	T.																																																																																																																																																																																																																																																																																																																																																																																																																																																																																																																																																																																																																																																																																																																																																										
T.																	Miner, quarryman and related worker																	M.																	F.																	T.																																																																																																																																																																																																																																																																																																																																																																																																																																																																																																																																																																																																																																																																																																																																																																											
Miner, quarryman and related worker																	M.																	F.																	T.																																																																																																																																																																																																																																																																																																																																																																																																																																																																																																																																																																																																																																																																																																																																																																																												
M.																	F.																	T.																																																																																																																																																																																																																																																																																																																																																																																																																																																																																																																																																																																																																																																																																																																																																																																																													
F.																	T.																																																																																																																																																																																																																																																																																																																																																																																																																																																																																																																																																																																																																																																																																																																																																																																																																														
T.																																																																																																																																																																																																																																																																																																																																																																																																																																																																																																																																																																																																																																																																																																																																																																																																																																															

COLOURENS

TABLE 33 - OCCUPATION BY INDUSTRY

Major occupational groups	Industry divisions - Nywerheidsafdelings										Total	Totaal																																																																																																																																																																																																																																																																																																																																																																																																																																																																																																																																																			
	Agriculture		Mining		Manufacturing		Construction		Electricity				Commerce		Transport	Services	Unemployed and unspesified workers	Not economically active																																																																																																																																																																																																																																																																																																																																																																																																																																																																																																																																													
	Landbou	Mynwese	Manufabriekwese	Konstruksie	Elektrisiteit	Winkelhandel	Motorhandel	Other	Vervoer	Dienste																																																																																																																																																																																																																																																																																																																																																																																																																																																																																																																																																					
Worker in transport and communication																	M.																	F.																	T.																	Craftsman, production worker and labourer																	M.																	F.																	T.																	Other																	M.																	F.																	T.																	Service, sports and recreation worker																	M.																	F.																	T.																	Unemployed and unspesified																	M.																	F.																	T.																	Total economically active																	M.																	F.																	T.																	Not economically active																	M.																	F.																	T.																	Total																	M.																	F.																	T.																
M.																	F.																	T.																	Craftsman, production worker and labourer																	M.																	F.																	T.																	Other																	M.																	F.																	T.																	Service, sports and recreation worker																	M.																	F.																	T.																	Unemployed and unspesified																	M.																	F.																	T.																	Total economically active																	M.																	F.																	T.																	Not economically active																	M.																	F.																	T.																	Total																	M.																	F.																	T.																																	
F.																	T.																	Craftsman, production worker and labourer																	M.																	F.																	T.																	Other																	M.																	F.																	T.																	Service, sports and recreation worker																	M.																	F.																	T.																	Unemployed and unspesified																	M.																	F.																	T.																	Total economically active																	M.																	F.																	T.																	Not economically active																	M.																	F.																	T.																	Total																	M.																	F.																	T.																																																		
T.																	Craftsman, production worker and labourer																	M.																	F.																	T.																	Other																	M.																	F.																	T.																	Service, sports and recreation worker																	M.																	F.																	T.																	Unemployed and unspesified																	M.																	F.																	T.																	Total economically active																	M.																	F.																	T.																	Not economically active																	M.																	F.																	T.																	Total																	M.																	F.																	T.																																																																			
Craftsman, production worker and labourer																	M.																	F.																	T.																	Other																	M.																	F.																	T.																	Service, sports and recreation worker																	M.																	F.																	T.																	Unemployed and unspesified																	M.																	F.																	T.																	Total economically active																	M.																	F.																	T.																	Not economically active																	M.																	F.																	T.																	Total																	M.																	F.																	T.																																																																																				
M.																	F.																	T.																	Other																	M.																	F.																	T.																	Service, sports and recreation worker																	M.																	F.																	T.																	Unemployed and unspesified																	M.																	F.																	T.																	Total economically active																	M.																	F.																	T.																	Not economically active																	M.																	F.																	T.																	Total																	M.																	F.																	T.																																																																																																					
F.																	T.																	Other																	M.																	F.																	T.																	Service, sports and recreation worker																	M.																	F.																	T.																	Unemployed and unspesified																	M.																	F.																	T.																	Total economically active																	M.																	F.																	T.																	Not economically active																	M.																	F.																	T.																	Total																	M.																	F.																	T.																																																																																																																						
T.																	Other																	M.																	F.																	T.																	Service, sports and recreation worker																	M.																	F.																	T.																	Unemployed and unspesified																	M.																	F.																	T.																	Total economically active																	M.																	F.																	T.																	Not economically active																	M.																	F.																	T.																	Total																	M.																	F.																	T.																																																																																																																																							
Other																	M.																	F.																	T.																	Service, sports and recreation worker																	M.																	F.																	T.																	Unemployed and unspesified																	M.																	F.																	T.																	Total economically active																	M.																	F.																	T.																	Not economically active																	M.																	F.																	T.																	Total																	M.																	F.																	T.																																																																																																																																																								
M.																	F.																	T.																	Service, sports and recreation worker																	M.																	F.																	T.																	Unemployed and unspesified																	M.																	F.																	T.																	Total economically active																	M.																	F.																	T.																	Not economically active																	M.																	F.																	T.																	Total																	M.																	F.																	T.																																																																																																																																																																									
F.																	T.																	Service, sports and recreation worker																	M.																	F.																	T.																	Unemployed and unspesified																	M.																	F.																	T.																	Total economically active																	M.																	F.																	T.																	Not economically active																	M.																	F.																	T.																	Total																	M.																	F.																	T.																																																																																																																																																																																										
T.																	Service, sports and recreation worker																	M.																	F.																	T.																	Unemployed and unspesified																	M.																	F.																	T.																	Total economically active																	M.																	F.																	T.																	Not economically active																	M.																	F.																	T.																	Total																	M.																	F.																	T.																																																																																																																																																																																																											
Service, sports and recreation worker																	M.																	F.																	T.																	Unemployed and unspesified																	M.																	F.																	T.																	Total economically active																	M.																	F.																	T.																	Not economically active																	M.																	F.																	T.																	Total																	M.																	F.																	T.																																																																																																																																																																																																																												
M.																	F.																	T.																	Unemployed and unspesified																	M.																	F.																	T.																	Total economically active																	M.																	F.																	T.																	Not economically active																	M.																	F.																	T.																	Total																	M.																	F.																	T.																																																																																																																																																																																																																																													
F.																	T.																	Unemployed and unspesified																	M.																	F.																	T.																	Total economically active																	M.																	F.																	T.																	Not economically active																	M.																	F.																	T.																	Total																	M.																	F.																	T.																																																																																																																																																																																																																																																														
T.																	Unemployed and unspesified																	M.																	F.																	T.																	Total economically active																	M.																	F.																	T.																	Not economically active																	M.																	F.																	T.																	Total																	M.																	F.																	T.																																																																																																																																																																																																																																																																															
Unemployed and unspesified																	M.																	F.																	T.																	Total economically active																	M.																	F.																	T.																	Not economically active																	M.																	F.																	T.																	Total																	M.																	F.																	T.																																																																																																																																																																																																																																																																																																
M.																	F.																	T.																	Total economically active																	M.																	F.																	T.																	Not economically active																	M.																	F.																	T.																	Total																	M.																	F.																	T.																																																																																																																																																																																																																																																																																																																	
F.																	T.																	Total economically active																	M.																	F.																	T.																	Not economically active																	M.																	F.																	T.																	Total																	M.																	F.																	T.																																																																																																																																																																																																																																																																																																																																		
T.																	Total economically active																	M.																	F.																	T.																	Not economically active																	M.																	F.																	T.																	Total																	M.																	F.																	T.																																																																																																																																																																																																																																																																																																																																																			
Total economically active																	M.																	F.																	T.																	Not economically active																	M.																	F.																	T.																	Total																	M.																	F.																	T.																																																																																																																																																																																																																																																																																																																																																																				
M.																	F.																	T.																	Not economically active																	M.																	F.																	T.																	Total																	M.																	F.																	T.																																																																																																																																																																																																																																																																																																																																																																																					
F.																	T.																	Not economically active																	M.																	F.																	T.																	Total																	M.																	F.																	T.																																																																																																																																																																																																																																																																																																																																																																																																						
T.																	Not economically active																	M.																	F.																	T.																	Total																	M.																	F.																	T.																																																																																																																																																																																																																																																																																																																																																																																																																							
Not economically active																	M.																	F.																	T.																	Total																	M.																	F.																	T.																																																																																																																																																																																																																																																																																																																																																																																																																																								
M.																	F.																	T.																	Total																	M.																	F.																	T.																																																																																																																																																																																																																																																																																																																																																																																																																																																									
F.																	T.																	Total																	M.																	F.																	T.																																																																																																																																																																																																																																																																																																																																																																																																																																																																										
T.																	Total																	M.																	F.																	T.																																																																																																																																																																																																																																																																																																																																																																																																																																																																																											
Total																	M.																	F.																	T.																																																																																																																																																																																																																																																																																																																																																																																																																																																																																																												
M.																	F.																	T.																																																																																																																																																																																																																																																																																																																																																																																																																																																																																																																													
F.																	T.																																																																																																																																																																																																																																																																																																																																																																																																																																																																																																																																														
T.																																																																																																																																																																																																																																																																																																																																																																																																																																																																																																																																																															

TABLE 34 - OCCUPATION BY AGE AND WORK STATUS

Major occupational groups and work status	Age groups - Ouderdomsgroep										Total Totaal	Hoofberoepsgroep en werkstatus	
	-20		20-24		25-34		35-64		65+				?
	M.	F.-V.	M.	F.-V.	M.	F.-V.	M.	F.-V.	M.	F.-V.			
Professional, technical and related worker	35	-	1	-	2	6	16	7	1	2	-	Professionele, tegniese en verwante werker	
Employer	811	45	159	108	177	98	155	53	5	4	-	Werkgever	
Employee	846	7	160	108	179	104	171	60	6	6	-	Werknemer	
Total	-	-	-	-	-	-	-	-	-	-	-	Totaal	
Administrative, executive and managerial worker	68	-	3	-	14	1	48	2	-	-	-	Administratiewe, uitvoerende en besturende werker	
Employer	11	-	2	-	1	2	55	2	-	-	-	Openbare administratiewe beampte	
Employee	79	-	4	-	16	2	55	2	-	-	-	Werknemer	
Total	-	-	-	-	-	-	-	-	-	-	-	Totaal	
Clerical worker	10	-	1	-	-	1	7	1	-	-	-	Klerklike werker	
Employer	1,253	63	272	97	329	46	295	46	11	1	1	Werkgever	
Employee	1,263	33	273	97	329	47	302	47	11	1	1	Werknemer	
Total	-	-	-	-	-	-	-	-	-	-	-	Totaal	
Sales worker	87	-	2	-	11	3	51	13	5	1	1	Verkoopswerker	
Employer	126	-	-	-	-	-	-	-	-	-	-	Werknemer	
Employee	428	-	2	-	11	3	51	13	5	1	1	Werknemer	
Total	554	-	2	-	11	3	51	13	5	1	1	Totaal	
Farmer, fisherman, lumberman and related worker	15	-	9	-	30	1	78	4	1	-	-	Boer, visser, bosbou- en verwante werker	
Employer	191	2	21	1	57	-	79	2	2	1	1	Boer, plaaswerker, bosbouwerker	
Employee	206	2	21	1	59	-	90	2	2	1	1	Werknemer	
Total	-	-	-	-	-	-	-	-	-	-	-	Totaal	
Other	2	-	-	-	1	-	-	-	-	-	-	Ander	
Employer	428	3	68	17	140	15	122	20	6	-	-	Werknemer	
Employee	554	31	77	17	170	16	200	24	7	-	-	Werknemer	
Total	-	-	-	-	-	-	-	-	-	-	-	Totaal	
Miner, quarryman and related worker	19	-	1	-	-	-	-	-	-	-	-	Myn-, steengroef- en verwante werker	
Employer	19	-	1	-	-	-	-	-	-	-	-	Werknemer	
Employee	19	-	1	-	-	-	-	-	-	-	-	Werknemer	
Total	-	-	-	-	-	-	-	-	-	-	-	Totaal	

TABLE 34 - OCCUPATION BY AGE AND WORK STATUS

Major occupational groups and work status	Age groups - Ouderdomsgroep										Total Totaal	Hoofberoepsgroep en werkstatus	
	-20		20-24		25-34		35-64		65+				?
	M.	F.-V.	M.	F.-V.	M.	F.-V.	M.	F.-V.	M.	F.-V.			
Worker in transport and communication	20	-	1	-	6	-	13	-	-	-	-	Werknemer in vervoer en kommunikasie	
Employer	1,329	2	87	1	362	-	832	1	18	-	-	Werknemer	
Employee	1,349	26	88	1	368	-	845	1	18	-	-	Werknemer	
Total	-	-	-	-	-	-	-	-	-	-	-	Totaal	
Craftsman, production worker and labourer	1,558	212	30	52	361	64	496	40	18	-	-	Ambagsman, produksiewerker en arbeider	
Employer	1,558	212	30	52	361	64	496	40	18	3	3	Arbeider	
Employee	540	8	14	3	104	11	354	29	14	2	2	Werknemer	
Total	10,404	824	1,170	984	1,997	1,559	2,180	931	67	3	7	Werknemer	
Other	10,944	889	1,184	987	2,101	1,570	2,534	960	81	4	9	Totaal	
Service, sports and recreation worker	56	-	2	4	3	5	12	27	1	2	1	Diens, sport-, en ontspanningswerker	
Employer	2,911	53	127	212	304	473	480	1,030	19	58	7	Werknemer	
Employee	2,967	53	129	216	307	478	492	1,057	20	60	7	Werknemer	
Total	5	-	2	-	1	-	-	2	-	2	-	Totaal	
Unemployed and unspecified	2,705	370	467	295	324	197	512	155	5	2	3	Werkloos en ongespesifiseer	
Employer	2,710	370	469	295	325	197	512	157	5	2	3	Werknemer	
Total	-	-	-	-	-	-	-	-	-	-	-	Totaal	
Total economically active	962	11	4	7	173	28	590	85	23	7	3	Totaal ekonomies bedrywig	
Employer	21,622	1,477	1,572	1,767	4,057	2,453	5,170	2,278	173	67	21	Werknemer	
Employee	22,584	1,488	1,576	1,774	4,230	2,481	5,760	2,363	196	74	24	Werknemer	
Total	36,944	13,853	13,884	995	41	2,296	249	4,227	386	895	12	31	Totaal
Total	59,528	15,341	15,460	2,709	4,271	4,777	6,009	6,590	582	969	36	55	Totaal

1/ Wholesale and retail trade only

1/ Slegs groot- en kleinhandel

TABLE 36 - LEVEL OF EDUCATION BY INDUSTRY
MALE

Level of education	Industry divisions - Nywerheidsafdelings										Total	Totaal	
	Agriculture	Mining	Manufacturing	Construction	Electricity	Commerce		Transport	Services	Unemployed			Not economically active
						Wholesale and retail trade and Groothandel	Motor trade and Motorhandel						
School education only	-	2	39	18	-	21	8	2	1	34	55	406	
?	16	16	228	131	1	92	18	5	21	192	374	7,150	
None	15	55	2,196	393	2	619	93	42	155	574	1,530	4,072	
Up to Std. 5	6	23	2,550	220	4	599	69	36	131	326	1,103	866	
Std. 6 and 7	1	1	462	36	1	136	4	24	3	134	176	215	
Std. 8	-	1	79	11	-	36	4	3	3	33	37	121	
Std. 9	-	1	67	16	-	40	3	11	7	44	49	1,775	
Std. 10	-	-	-	-	-	-	-	-	-	-	-	-	
Degree only	-	-	-	-	-	-	-	-	-	-	-	-	
Bachelor's Academic	-	-	4	-	-	1	-	1	9	6	1	4	
Full course Part of course	-	-	3	-	-	2	-	1	1	6	-	8	
Professional	-	-	-	-	-	-	-	-	-	-	-	-	
Full course Part of course	-	-	1	1	-	-	-	-	4	-	-	1	
Master's Academic	-	-	-	-	-	-	-	-	-	-	-	-	
Full course Part of course	-	-	-	-	-	-	-	-	1	1	-	-	
Professional	-	-	-	-	-	-	-	-	-	-	-	-	
Full course Part of course	-	-	-	-	-	-	-	-	1	-	-	-	
Doctor's Academic	-	-	-	-	-	-	-	-	-	-	-	-	
Professional	-	-	-	-	-	-	-	-	-	-	-	-	
Diploma only With Std. 10	-	-	-	-	-	-	-	-	-	-	-	-	
Full course Part of course	-	-	6	1	-	8	-	3	1	122	4	13	
With Std. 9 or lower	-	-	-	-	-	-	-	-	-	-	-	-	
Full or part of course	-	2	13	1	-	9	-	1	4	216	9	22	
Degree and diploma	-	-	-	-	-	1	-	-	-	20	1	-	
Diploma and Bachelor's Master's Doctor's	-	-	-	-	-	-	-	-	-	-	-	-	
Total	38	101	5,646	826	9	1,606	204	250	356	1,917	3,339	14,676	

TABLE 36 - ONDERWYSPPEL VOLGENS NYWERHEID
MANLIK

Level of education	Industry divisions - Nywerheidsafdelings										Total	Totaal	
	Agriculture	Mining	Manufacturing	Construction	Electricity	Commerce		Transport	Services	Unemployed			Not economically active
						Wholesale and retail trade and Groothandel	Motor trade and Motorhandel						
School education only	-	2	39	18	-	21	8	2	1	34	55	406	
?	16	16	228	131	1	92	18	5	21	192	374	7,150	
None	15	55	2,196	393	2	619	93	42	155	574	1,530	4,072	
Up to Std. 5	6	23	2,550	220	4	599	69	36	131	326	1,103	866	
Std. 6 and 7	1	1	462	36	1	136	4	24	3	134	176	215	
Std. 8	-	1	79	11	-	36	4	3	3	33	37	121	
Std. 9	-	1	67	16	-	40	3	11	7	44	49	1,775	
Std. 10	-	-	-	-	-	-	-	-	-	-	-	-	
Degree only	-	-	-	-	-	-	-	-	-	-	-	-	
Bachelor's Academic	-	-	4	-	-	1	-	1	9	6	1	4	
Full course Part of course	-	-	3	-	-	2	-	1	1	6	-	8	
Professional	-	-	-	-	-	-	-	-	-	-	-	-	
Full course Part of course	-	-	1	1	-	-	-	-	4	-	-	1	
Master's Academic	-	-	-	-	-	-	-	-	-	-	-	-	
Full course Part of course	-	-	-	-	-	-	-	-	1	1	-	-	
Professional	-	-	-	-	-	-	-	-	-	-	-	-	
Full course Part of course	-	-	-	-	-	-	-	-	1	-	-	-	
Doctor's Academic	-	-	-	-	-	-	-	-	-	-	-	-	
Professional	-	-	-	-	-	-	-	-	-	-	-	-	
Diploma only With Std. 10	-	-	-	-	-	-	-	-	-	-	-	-	
Full course Part of course	-	-	6	1	-	8	-	3	1	122	4	13	
With Std. 9 or lower	-	-	-	-	-	-	-	-	-	-	-	-	
Full or part of course	-	2	13	1	-	9	-	1	4	216	9	22	
Degree and diploma	-	-	-	-	-	1	-	-	-	20	1	-	
Diploma and Bachelor's Master's Doctor's	-	-	-	-	-	-	-	-	-	-	-	-	
Total	38	101	5,646	826	9	1,606	204	250	356	1,917	3,339	14,676	

TABLE 36 - LEVEL OF EDUCATION BY INDUSTRY
MALE

Level of education	Industry divisions - Nywerheidsafdelings										Total	Totaal	
	Agriculture	Mining	Manufacturing	Construction	Electricity	Commerce		Transport	Services	Unemployed			Not economically active
						Wholesale and retail trade and Groothandel	Motor trade and Motorhandel						
School education only	-	2	39	18	-	21	8	2	1	34	55	406	
?	16	16	228	131	1	92	18	5	21	192	374	7,150	
None	15	55	2,196	393	2	619	93	42	155	574	1,530	4,072	
Up to Std. 5	6	23	2,550	220	4	599	69	36	131	326	1,103	866	
Std. 6 and 7	1	1	462	36	1	136	4	24	3	134	176	215	
Std. 8	-	1	79	11	-	36	4	3	3	33	37	121	
Std. 9	-	1	67	16	-	40	3	11	7	44	49	1,775	
Std. 10	-	-	-	-	-	-	-	-	-	-	-	-	
Degree only	-	-	-	-	-	-	-	-	-	-	-	-	
Bachelor's Academic	-	-	4	-	-	1	-	1	9	6	1	4	
Full course Part of course	-	-	3	-	-	2	-	1	1	6	-	8	
Professional	-	-	-	-	-	-	-	-	-	-	-	-	
Full course Part of course	-	-	1	1	-	-	-	-	4	-	-	1	
Master's Academic	-	-	-	-	-	-	-	-	-	-	-	-	
Full course Part of course	-	-	-	-	-	-	-	-	1	1	-	-	
Professional	-	-	-	-	-	-	-	-	-	-	-	-	
Full course Part of course	-	-	-	-	-	-	-	-	1	-	-	-	
Doctor's Academic	-	-	-	-	-	-	-	-	-	-	-	-	
Professional	-	-	-	-	-	-	-	-	-	-	-	-	
Diploma only With Std. 10	-	-	-	-	-	-	-	-	-	-	-	-	
Full course Part of course	-	-	6	1	-	8	-	3	1	122	4	13	
With Std. 9 or lower	-	-	-	-	-	-	-	-	-	-	-	-	
Full or part of course	-	2	13	1	-	9	-	1	4	216	9	22	
Degree and diploma	-	-	-	-	-	1	-	-	-	20	1	-	
Diploma and Bachelor's Master's Doctor's	-	-	-	-	-	-	-	-	-	-	-	-	
Total	38	101	5,646	826	9	1,606	204	250	356	1,917	3,339	14,676	

TABLE 36 - ONDERWYSPPEL VOLGENS NYWERHEID
MANLIK

Level of education	Industry divisions - Nywerheidsafdelings										Total	Totaal	
	Agriculture	Mining	Manufacturing	Construction	Electricity	Commerce		Transport	Services	Unemployed			Not economically active
						Wholesale and retail trade and Groothandel	Motor trade and Motorhandel						
School education only	-	2	39	18	-	21	8	2	1	34	55	406	
?	16	16	228	131	1	92	18	5	21	192	374	7,150	
None	15	55	2,196	393	2	619	93	42	155	574	1,530	4,072	
Up to Std. 5	6	23	2,550	220	4	599	69	36	131	326	1,103	866	
Std. 6 and 7	1	1	462	36	1	136	4	24	3	134	176	215	
Std. 8	-	1	79	11	-	36	4	3	3	33	37	121	
Std. 9	-	1	67	16	-	40	3	11	7	44	49	1,775	
Std. 10	-	-	-	-	-	-	-	-	-	-	-	-	
Degree only	-	-	-	-	-	-	-	-	-	-	-	-	
Bachelor's Academic	-	-	4	-	-	1	-	1	9	6	1	4	
Full course Part of course	-	-	3	-	-	2	-	1	1	6	-	8	
Professional	-	-	-	-	-	-	-	-	-	-	-	-	
Full course Part of course	-	-	1	1	-	-	-	-	4	-	-	1	
Master's Academic	-	-	-	-	-	-	-	-	-	-	-	-	
Full course Part of course	-	-	-	-	-	-	-	-	1	1	-	-	
Professional	-	-	-	-	-	-	-	-	-	-	-	-	
Full course Part of course	-	-	-	-	-	-	-	-	1	-	-	-	
Doctor's Academic	-	-	-	-	-	-	-	-	-	-	-	-	
Professional	-	-	-	-	-	-	-	-	-	-	-	-	
Diploma only With Std. 10	-	-	-	-	-	-	-	-	-	-	-	-	
Full course Part of course	-	-	6	1	-	8	-	3	1	122	4	13	
With Std. 9 or lower	-	-	-	-	-	-	-	-	-	-	-	-	
Full or part of course	-	2	13	1	-	9	-	1	4	216	9	22	
Degree and diploma	-	-	-	-	-	1	-	-	-	20	1	-	
Diploma and Bachelor's Master's Doctor's	-	-	-	-	-	-	-	-	-	-	-	-	
Total	38	101	5,646	826	9	1,606	204	250	356	1,917	3,339	14,676	

COLOURENS

TABLE 36 - LEVEL OF EDUCATION BY INDUSTRY
FEMALE

TABEL 36 - ONDERWYSPPEL VOLGENS NYMERHEID
VROUWLIK

KLEURLINGE

Level of education	Industry divisions - Nywerheidsafdelings										Unem- ployed and unspeci- fied Werk- loos en on- spesi- fiseer	Not eco- nomic- ally active Nie- eko- nomies bedry- wig	
	Total	Agriculture Landbou	Mining Myn- wese	Manu- facturing Fabrieks- wese	Con- struction Kon- struk- sie	Elec- tricity	Commerce - Handel		Trans- port	Ser- vices			
							Wholesale and retail trade Groot- en Klein handel	Motor trade Motor- handel					Other Ander
School education only	664	-	-	49	-	-	4	-	-	61	31	519	
?	8,682	1	1	104	-	-	7	-	-	397	129	8,043	
Up to Std. 5	12,369	1	1	2,003	2	-	83	1	1	839	841	8,592	
Std. 6 and 7	5,414	3	2	1,325	-	-	85	2	7	398	408	2,683	
Std. 8	1,044	-	-	304	-	-	40	-	13	163	82	441	
Std. 9	1,189	-	-	27	-	-	9	-	7	34	20	92	
Std. 10	1,862	-	-	11	-	-	10	-	4	44	14	1,778	
Degree only													
Bachelor's Academic	3	-	-	-	-	-	-	-	-	1	-	2	
Full course Part of course	6	-	-	-	-	-	-	-	-	-	-	6	
Professional													
Full course Part of course	1	-	-	-	-	-	-	-	-	1	-	2	
Master's Academic	2	-	-	-	-	-	-	-	-	-	-	-	
Full course Part of course													
Professional													
Full course Part of course													
Doctor's Academic													
Professional	2	-	-	-	-	-	-	-	-	1	-	1	

COLOURENS

TABLE 36 - LEVEL OF EDUCATION BY INDUSTRY
FEMALE

TABEL 36 - ONDERWYSPPEL VOLGENS NYMERHEID
VROUWLIK

KLEURLINGE

Level of education	Industry divisions - Nywerheidsafdelings										Unem- ployed and unspeci- fied Werk- loos en on- spesi- fiseer	Not eco- nomic- ally active Nie- eko- nomies bedry- wig	
	Total	Agriculture Landbou	Mining Myn- wese	Manu- facturing Fabrieks- wese	Con- struction Kon- struk- sie	Elec- tricity	Commerce - Handel		Trans- port	Ser- vices			
							Wholesale and retail trade Groot- en Klein handel	Motor trade Motor- handel					Other Ander
Diploma only With Std. 10	46	-	-	-	-	-	-	-	-	-	-	17	
Full course Part of course	1	-	-	3	-	-	-	-	-	25	1	1	
With Std. 9 or lower													
Full or part of course	274	-	-	19	1	-	6	1	1	142	13	90	
Degree and diploma													
Diploma and Bachelor's Master's Doctor's	1	-	-	-	-	-	-	-	-	-	-	1	
Total	30,560	5	3	4,345	3	-	244	4	2,106	1,539	22,268		

Nature of education and sex	Total Totaal	Industry divisions - Nywerheidsafdelings										Unem- ployed and unspec- ified Werk- loos en on-ge- spesi- fiseer	Not eco- nomi- cally active Nie- eko- nomies bedry- wig	
		Agri- culture Landbou	Mining Myn- wese	Manu- fac- turing Fabrieks- wese	Con- struc- tion Kon- struksie	Elec- tricity Elektri- siteit	Com- merce - Whole- sale and retail Groot- en klein handel	Motor trade Motor- handel	Other Ander	Trans- port Vervoer	Ser- vices Dienste			
No special qualifications e.g. degree, diploma, certificate	M. 28,434 F. 30,225 T. 58,659	38 5 43	99 3 102	5,620 4,823 9,943	821 2 823	8 - 8	1,585 238 1,823	204 3 207	244 38 282	350 3 353	1,535 1,936 3,471	3,324 1,525 4,849	14,606 22,149 36,755	Aard van onderwys en geslag
Nature of qualifications: General subjects Arts (B.A., M.A., etc.)	M. 34 F. 8 T. 42	- - -	1 1 2	6 6 2	- - -	1 1 -	3 3 -	- - -	1 1 -	1 1 -	12 12 4	1 1 -	8 8 16	Arts (B.A., M.A., etc.)
Sciences (B.Sc., M.Sc., etc.)	M. 11 F. 1 T. 12	- - -	- - -	2 2	- -	- -	- -	- -	1 1	4 1 5	4 1 5	4 1 4	4 1 4	Wetenskappe (B.Sc., M.Sc., ens.)
Agriculture, forestry and fishing: Agriculture Diploma	M. 1 F. 1 T. 1	- - -	- - -	- - -	- - -	- - -	- - -	- - -	- - -	- - -	1 1 1	- - -	- - -	Landbou, bosbou en visvangs: Landbou Diploma
Manufacturing and construction: Craftsmanship, artisanship (N.T.C., etc.)	M. 13 F. 13 T. 13	- - -	- - -	4 4 4	1 1	- -	2 2	- -	2 2	1 1	1 1	3 3	3 3	Fabriekswese en konstruksie: Vakmanskap, ambagsmanskap (N.T.S., ens.)
Commerce and finance: General (B.Com., M.Com., etc.)	M. 2 F. 1 T. 3	- - -	- - -	- - -	1 1	- -	- -	- -	- -	- -	- -	- -	1 1	Handel en finansies: Algemeen (B.Com., M.Com., ens.)
Special (Institute of bankers, actuarial science, etc.)	M. 9 F. 7 T. 16	- - -	- - -	2 2	- -	- -	6 6	- -	1 1	3 4	3 4	2 2	2 2	Besondere (Instituut van bankiers, aktuarie wetenskap, ens.)
Legal practice (B.A. LL.B., etc.)	M. 1 F. 1 T. 1	- - -	- - -	- - -	- -	- -	- -	- -	- -	1 1	1 1	- -	- -	Regepraktijk (B.A. LL.B., ens.)

Nature of education and sex	Total Totaal	Industry divisions - Nywerheidsafdelings										Unem- ployed and unspec- ified Werk- loos en on-ge- spesi- fiseer	Not eco- nomi- cally active Nie- eko- nomies bedry- wig	
		Agri- culture Landbou	Mining Myn- wese	Manu- fac- turing Fabrieks- wese	Con- struc- tion Kon- struksie	Elec- tricity Elektri- siteit	Com- merce - Whole- sale and retail Groot- en klein handel	Motor trade Motor- handel	Other Ander	Trans- port Vervoer	Ser- vices Dienste			
Nature of education and sex	M. 6 F. 2 T. 8	- - -	- - -	- - -	1 1	- -	- -	- -	- -	- -	5 2 7	- - -	- - -	Aard van onderwys en geslag
Medical practice and health services: Medical practitioners (M.B.Ch.B., etc.)	M. 1 F. 1 T. 1	- - -	- - -	- - -	- -	- -	- -	- -	- -	1 1	1 1	- -	- -	Mediese praktijk en gesondheidsdiens: Mediese praktisyne (M.B.Ch.B., ens.)
Auxiliary medical practitioners (physiotherapy, etc.)	M. 53 F. 53 T. 53	- - -	- - -	1 1	- -	- -	1 1	- -	- -	36 36	4 4	11 11	11 11	Hulp mediese praktisyne (fisioterapie, ens.)
Nursing and midwifery (D.N.A.)	M. 2 F. 2 T. 2	- - -	- - -	- - -	- -	- -	- -	- -	- -	1 1	1 1	- -	- -	Verpleging en verloskunde (D.N.A.)
Dental practice (L.D.S., etc.)	M. 443 F. 247 T. 690	- - -	1 1 1	11 19 30	2 1 3	- -	- -	4 1 4	- -	346 123 469	9 8 17	57 90 147	57 90 147	Tandheelkundige praktijk (L.D.S., ens.)
Dispensing chemist (M.P.S., etc.)	M. 1 F. 1 T. 1	- - -	- - -	- - -	- -	- -	- -	- -	- -	1 1	1 1	- -	- -	Apteker (M.P.S., ens.)
Education and culture: General academic education (B.Ed., M.Ed., etc.)	M. 443 F. 247 T. 690	- - -	1 1 1	11 19 30	2 1 3	- -	- -	4 1 4	- -	346 123 469	9 8 17	57 90 147	57 90 147	Onderwys en kultuur: Algemene akademiese onderwys (B.Ed., M.Ed., ens.)
Nursery education	M. 1 F. 1 T. 1	- - -	- - -	- - -	- -	- -	- -	- -	- -	1 1	1 1	- -	- -	Kleuteropvoeding
Music (B.Mus., certificate or diploma, etc.)	M. 2 F. 3 T. 5	- - -	- - -	- - -	- -	- -	- -	- -	- -	2 2 4	- -	- -	- -	Musiek (B.Mus., sertifikaat of diploma, ens.)
Speech, drama, opera singing (B.A. (speech and elocution), etc.)	M. 1 F. 1 T. 1	- - -	- - -	- - -	- -	- -	- -	- -	- -	1 1	1 1	- -	- -	Spraak, drama, operasing (B.A. (spraak en voordrag), ens.)

TABLE 37 - NATURE OF EDUCATION BY INDUSTRY

TABLE 37 - AARD VAN ONDERWYS VOLGENS NYWERHEID

Nature of education and sex Aard van onderwys en geslag	Total Totaal	Industry divisions - Nywerheidsafdelings										Unem- ployed and unspeci- fied Werk- loos en on- spesi- fiseer mig	Not eco- nomic- ally active Nie- eko- nomies bedry- wig		
		Commerce - Handel					Industry divisions - Nywerheidsafdelings								
		Whole- sale and retail Groot- en klein handel	Motor trade Motor- handel	Other Ander	Trans- port Vervoer	Ser- vices Dienste	Elec- tricity Elektri- siteit	Con- struc- tion Kon- struk- sie	Manu- fac- turing Fabrieks- wese	Mining Myn- wese	Agri- culture Landbou			Total Totaal	
Theology (B.D., etc.) Teologie (B.D., ens.)	M. F. T.	- - -	- - -	- - -	- - -	- - -	1 1 -	- - -	- - -	- - -	3 3 -	1 1 -	- - -	M. V. T.	- - -
Social welfare and personnel (social sciences, etc.) Sosiale welsyn en personeel (sosiale wetenskappe, ens.)	M. F. T.	3 5 8	- - -	- - -	- - -	- - -	- - -	- - -	- - -	- - -	3 2 5	1 2 1	2 2 -	M. V. T.	2 2 -
Domestic and household (Domestic sciences, etc.) Huishoudelik (Huishoudelike we- tenskappe, ens.)	M. F. T.	- 6 6	- - -	- - -	- - -	- - -	2 2 -	- - -	- - -	- - -	- - -	- - -	- - -	M. V. T.	- 3 3
Total	M. F. T.	28,968 30,560 59,528	38 5 43	101 3 104	5,646 4,345 9,991	826 3 829	9 - 9	1,606 244 1,850	204 4 203	250 39 289	356 4 360	1,917 2,106 4,023	3,939 1,539 4,878	Totaal M. V. T.	14,876 22,268 36,944

TABLE 38 - AGE BY MARITAL STATUS

TABLE 38 - OUDERDOM VOLGENS HUWELIKSTAAT

Age groups Ouderdomsgroepe	Total Totaal	Marital status - Huwelikstaat													
		Never married Nooit getroud		Married Getroud		Widowed Weduustaat		Divorced Geskei		?					
		M.	F.-V.	M.	F.-V.	M.	F.-V.	M.	F.-V.	M.	F.-V.				
0 - 14	12,334	6,297	6,037	-	-	-	-	-	-	-	-	-	-	-	-
15 - 19	3,233	1,670	1,403	8	152	-	-	-	-	-	-	-	-	-	-
20 - 24	2,832	1,043	669	340	705	-	-	-	-	-	-	-	-	-	-
25 - 29	2,201	322	198	782	836	-	-	-	-	-	-	-	-	-	-
30 - 34	1,855	84	82	790	838	-	-	-	-	-	-	-	-	-	-
35 - 39	1,680	44	39	810	706	-	-	-	-	-	-	-	-	-	-
40 - 44	1,430	42	17	673	577	-	-	-	-	-	-	-	-	-	-
45 - 49	1,148	34	6	607	389	-	-	-	-	-	-	-	-	-	-
50 - 54	908	19	6	484	259	-	-	-	-	-	-	-	-	-	-
55 - 59	542	13	5	291	127	-	-	-	-	-	-	-	-	-	-
60 - 64	338	7	-	164	54	-	-	-	-	-	-	-	-	-	-
65 - 69	162	3	1	80	18	-	-	-	-	-	-	-	-	-	-
70 - 74	123	2	-	51	12	-	-	-	-	-	-	-	-	-	-
75+	165	2	-	60	7	-	-	-	-	-	-	-	-	-	-
?	66	24	14	3	12	-	-	-	-	-	-	-	-	-	-
Total-Totaal	29,017	9,606	8,477	5,143	4,692	154	666	69	107	67	36				

Type of dwelling	Total 2/ Totaal 2/	Age groups - Ouderdomsgroepe										Type woning
		0-14		15-19		20-24		25-64		65+		
		M.	F.-V.	M.	F.-V.	M.	F.-V.	M.	F.-V.	M.	F.-V.	
House	7,127	4,649	4,409	8	113	234	506	3,345	2,748	142	31	Huis
Married	14,176	4,649	4,409	1,209	1,060	801	549	545	779	61	114	Getrou
Not married	21,503	4,649	4,409	1,217	1,173	1,035	1,055	3,890	3,527	203	145	Nie getrou
Total	2,238	1,281	1,327	338	33	96	169	1,019	877	40	4	Totaal
Flat	3,855	1,281	1,327	338	284	217	109	120	145	14	20	Woonstel
Married	6,093	1,281	1,327	338	317	313	278	1,139	1,022	54	24	Getrou
Not married	324	202	179	35	4	7	19	166	120	6	2	Nie getrou
Total	897	202	179	35	28	41	35	202	160	12	3	Totaal
Apartment	13	109	34	66	19	6	15	21	9	2	3	Woonkamer
Married	271	109	34	66	19	6	15	21	9	2	3	Getrou
Not married	284	109	34	66	19	6	15	21	9	2	3	Nie getrou
Total	106	191	76	10	8	3	8	58	36	1	2	Totaal
Other collective dwellings	297	49	76	10	9	20	16	70	44	1	2	Ander
Married	12	7	12	12	1	1	2	6	2	1	1	Getrou
Not married	64	7	12	12	8	12	4	5	4	1	1	Nie getrou
Total	76	7	12	12	9	12	6	11	6	1	2	Totaal
Total	9,820	6,297	6,037	8	152	340	705	4,601	3,786	191	37	Totaal
Married	19,130	6,297	6,037	1,670	1,403	1,087	700	732	982	85	137	Getrou
Not married	28,950	6,297	6,037	1,678	1,555	1,427	1,405	5,333	4,768	276	174	Nie getrou
Total												Totaal

1/ Married includes "living together"

1/ Not married includes marital status "unspecified"

2/ Excludes age unspecified

1/ Getroud sluit in "leefsaam"

1/ Nie getroud sluit in huwelikstaat "ongespesifiseer"

2/ Sluit ouderdom ongespesifiseer uit

Home language and age groups Huistaal en ouderdomsgroepe	Total Totaal	Official language - Amptelike taal						Neither Geeneen						
		English and Afrikaans Engels en Afrikaans		English only Slegs Engels		Afrikaans only Slegs Afrikaans								
		M.	F.-V.	M.	F.-V.	M.	F.-V.							
English and Afrikaans Engels en Afrikaans	38	11	27	44	44	38	38	-	-	-	-	-	-	
English	98	54	44	38	38	50	50	38	38	38	38	38	38	38
Afrikaans	127	77	50	180	159	116	119	119	119	119	119	119	119	119
Total-Totaal	339	180	159	339	339	339	339	339	339	339	339	339	339	339
English	855	116	119	315	305	315	315	315	315	315	315	315	315	315
Afrikaans	1,485	583	376	189	137	189	189	189	189	189	189	189	189	189
Total-Totaal	1,897	910	649	1,897	1,699	1,699	1,699	1,699	1,699	1,699	1,699	1,699	1,699	1,699
English	61	14	21	18	18	18	18	18	18	18	18	18	18	18
Afrikaans	9	3	1	1	1	1	1	1	1	1	1	1	1	1
Total-Totaal	5,519	2,164	1,904	753	698	753	698	698	698	698	698	698	698	698
English	193	20	27	183	183	183	183	183	183	183	183	183	183	183
Afrikaans	410	183	157	140	140	140	140	140	140	140	140	140	140	140
Total-Totaal	462	277	162	277	277	277	277	277	277	277	277	277	277	277
English	15	15	15	15	15	15	15	15	15	15	15	15	15	15
Afrikaans	23	23	23	23	23	23	23	23	23	23	23	23	23	23
Total-Totaal	1,412	636	514	636	636	636	636	636	636	636	636	636	636	636
English	185	25	19	15	15	15	15	15	15	15	15	15	15	15
Afrikaans	398	176	161	137	137	137	137	137	137	137	137	137	137	137
Total-Totaal	557	217	218	218	218	218	218	218	218	218	218	218	218	218
English	35	9	8	8	8	8	8	8	8	8	8	8	8	8
Afrikaans	7	1	5	5	5	5	5	5	5	5	5	5	5	5
Total-Totaal	1,489	575	548	103	103	103	103	103	103	103	103	103	103	103
English	385	33	23	15	15	15	15	15	15	15	15	15	15	15
Afrikaans	795	292	258	71	71	71	71	71	71	71	71	71	71	71
Total-Totaal	559	221	221	221	221	221	221	221	221	221	221	221	221	221
English	908	364	248	90	90	90	90	90	90	90	90	90	90	90
Afrikaans	38	16	5	6	6	6	6	6	6	6	6	6	6	6
Total-Totaal	2,690	948	756	223	194	223	194	194	194	194	194	194	194	194
English	2	-	-	1	1	1	1	1	1	1	1	1	1	1
Afrikaans	3	1	1	4	4	4	4	4	4	4	4	4	4	4
Total-Totaal	6	-	-	5	5	5	5	5	5	5	5	5	5	5
English	14	1	1	1	1	1	1	1	1	1	1	1	1	1
Afrikaans	1,798	65	90	52	43	52	43	52	43	52	43	52	43	52
Total-Totaal	4,077	1,384	1,254	452	442	452	442	442	442	442	442	442	442	442
English	2,785	1,265	883	191	191	191	191	191	191	191	191	191	191	191
Afrikaans	4,503	1,576	739	698	391	698	391	698	391	698	391	698	391	698
Total-Totaal	13,382	4,351	3,101	1,443	1,170	1,443	1,170	1,170	1,170	1,170	1,170	1,170	1,170	1,170

Home language and age groups Huisstaal en ouderdomsgroep	Total Totaal	Official language - Amptelike taal							
		English and Afrikaans Engels en Afrikaans		English only Slegs Engels		Afrikaans only Slegs Afrikaans		Neither Geeneen	
		M.	F.-V.	M.	F.-V.	M.	F.-V.	M.	F.-V.
Urdu	246	25	20	9	3	4	3	84	98
0 - 4	429	185	167	9	15	8	17	11	17
5 - 14	252	126	96	2	12	2	4	1	9
15 - 24	497	234	136	21	36	-	18	5	47
25 - 64	31	6	-	5	2	-	2	2	3
65+	6	1	-	-	-	-	-	-	1
Total-Totaal	1,461	586	425	46	68	14	44	103	175
Other Indian	35	3	3	1	2	-	-	13	13
15 - 24	110	39	39	7	11	-	-	7	7
25 - 64	65	27	34	1	2	-	-	2	2
65+	125	59	32	6	7	-	3	2	18
?	6	2	-	-	-	-	-	1	1
Total-Totaal	343	132	109	14	22	-	4	22	41
Chinese	223	9	18	25	28	-	-	81	62
5 - 14	546	178	170	94	76	-	-	14	14
15 - 24	482	186	164	37	63	-	-	6	5
25 - 64	1,001	189	105	317	299	-	1	15	75
65+	61	1	3	24	11	-	-	8	14
?	-	-	-	-	-	-	-	-	-
Total-Totaal	2,313	563	460	517	477	-	2	124	170
Other	5	-	-	-	-	1	1	2	2
15 - 24	12	1	6	3	-	2	2	-	-
25 - 64	18	3	5	8	1	-	1	-	-
65+	1	-	-	-	-	-	-	-	1
?	1	-	-	-	-	-	-	-	-
Total-Totaal	51	10	14	11	1	3	4	4	4
Grand total - Groot-totaal	29,013	10,145	7,991	3,116	2,758	209	386	1,568	2,840

Birthplace	Total Totaal	Age groups - Ouderdomsgroepe												Geboorteplek
		0-14		15-19		20-24		25-64		65+				
		M.	F.-V.	M.	F.-V.	M.	F.-V.	M.	F.-V.	M.	F.-V.			
South Africa:	22,052	6,009	5,788	1,459	1,407	1,158	1,187	2,573	2,370	36	65	Suid-Afrika:		
Cape	277	33	23	7	10	15	27	41	103	6	12	Kaap		
Natal	834	83	76	34	40	32	75	160	297	12	25	Natal		
Transvaal	20,453	5,743	5,526	1,394	1,325	1,090	1,059	2,332	1,939	17	28	Transvaal		
S. Africa (so stated)	488	150	163	24	32	21	26	40	31	1	-	S. - Afrika (so opgege)		
Other in Africa	88	3	4	4	2	-	2	25	46	1	1	Ander in Afrika		
Asia	5,953	259	227	208	144	244	205	2,354	2,029	204	79	Asië		
India	827	11	6	6	2	22	6	334	334	34	27	Indië		
China	60	8	7	-	-	1	2	20	20	1	1	Sjina		
Other	8	1	1	1	-	-	-	3	3	3	-	Ander		
?	29	6	4	1	-	2	3	7	5	-	1	Ander ?		
Total	29,017	6,297	6,037	1,678	1,555	1,427	1,405	5,361	4,807	276	174	Totaal		

ASIATICS
TABLE 42 - RELIGION BY AGE

ASIATICS
TABLE 42 - GODSDIENS VOLGENS OUDERDOM

ASIATICS

Religion	Total Totaal	Age groups - Ouderdomsgroepe												Godediens			
		0-14		15-19		20-24		25-64		65+		F.-V.	F.-V.				
		M.	F.-V.	M.	F.-V.	M.	F.-V.	M.	F.-V.	M.	F.-V.						
Afrikaanse kerke	19	3	7	-	2	-	2	2	2	3	-	-	-	-	-	-	Afrikaanse kerke
Anglican	475	90	79	25	34	23	26	97	94	2	5	2	5	2	5	2	Anglikaans
Methodist	71	13	16	2	2	1	5	22	8	1	1	1	1	1	1	1	Metodiste
Presbyterian	7	1	-	-	-	1	2	2	1	1	-	-	-	-	-	-	Presbiteriaanse
Congregational	25	5	1	4	1	1	4	7	2	1	-	-	-	-	-	-	Congregational
Lutheran	7	3	2	1	-	-	-	-	1	-	-	-	-	-	-	-	Lutherse
Roman Catholic	1,328	301	318	69	100	52	86	196	192	6	8	6	8	6	8	6	Roomsk-Katolieke
Apostolic Faith Mission	14	-	1	-	2	-	2	6	3	-	-	-	-	-	-	-	Apostoliese Geloofsending
Other Christian	415	95	84	21	39	31	33	55	52	3	2	3	2	3	2	3	Ander Christelike
Buddhist	42	3	3	-	1	3	1	15	14	1	1	1	1	1	1	1	Boeddhiste
Confucian	544	89	71	21	18	27	16	159	119	15	9	15	9	15	9	15	Confusiane
Hindu	10,874	2,412	2,331	629	558	569	499	2,002	1,741	83	50	83	50	83	50	83	Hindoe
Islam	13,313	2,988	2,883	803	708	612	653	2,314	2,135	144	73	144	73	144	73	144	Islam
Other	40	11	7	4	2	1	1	7	7	1	-	1	-	1	-	1	Ander
Object to state and no religion	772	126	121	52	35	41	28	194	158	8	9	8	9	8	9	8	Maak beswaar en geen godsdiens
?	1,068	185	153	47	53	65	47	252	239	13	14	13	14	13	14	13	?
Total	29,014	6,325	6,077	1,678	1,555	1,427	1,405	5,330	4,769	276	172	276	172	276	172	276	Totaal

112

1/ Includes age unspecified

1/ Sluit ouderdom ongespesifiseer in

ASIATICS
TABLE 43 - BIRTHPLACE BY INDUSTRY

ASIATICS
TABLE 43 - GEBORTEPLEK VOLGENS NYWERHEID

ASIATICS

Birthplace and sex	Total Totaal	Industry divisions - Nywerheidsafdelings												Geboorteplek en geslag	
		Agriculture Landbou	Mining Mynwese	Manufacturing Fabriekwese	Construction Konstruksie	Electricity Elektrisiteit	Commerce - Handel		Transport Vervoer	Services Dienste	Unemployed Unbeskuldig	Not economically active Nie-ekonomies bedryfswig			
							Wholesale and retail trade Groot- en kleinhandel	Motor trade Motorhandel					Other Ander		
South Africa	M. 11,235 F. 10,817 T. 22,052	11	-	657	18	1	1,683	35	30	23	723	709	7,345	M. 7,345 V. 9,789 T. 17,134	Suid-Afrika
Cape	M. 102 F. 175 T. 277	1	-	5	-	-	19	-	-	1	12	10	54	M. 54 V. 154 T. 208	Kaap
Natal	M. 321 F. 513 T. 834	1	-	22	-	-	64	1	2	4	51	52	124	M. 124 V. 479 T. 603	Natal
Transvaal	M. 10,576 F. 9,877 T. 20,453	9	-	619	18	1	1,573	33	28	17	651	634	6,993	M. 6,993 V. 8,920 T. 15,913	Transvaal
O.F.S. and S. Africa (so stated)	M. 236 F. 252 T. 488	-	-	11	-	-	27	1	-	1	9	13	174	M. 174 V. 236 T. 410	O.V.S. en S.-Afrika (so opgege)
Other in Africa	M. 33 F. 55 T. 88	-	-	4	-	-	7	-	-	-	13	2	7	M. 7 V. 48 T. 55	Ander in Afrika
Asia: India	M. 3,269 F. 2,684 T. 5,953	1	-	482	6	-	1,664	3	20	9	181	280	623	M. 623 V. 2,585 T. 3,208	Asië: Indië
China	M. 452 F. 375 T. 827	15	-	18	1	-	273	1	1	1	65	38	39	M. 39 V. 282 T. 321	Sjina
Other	M. 34 F. 34 T. 68	-	-	1	-	-	18	-	-	-	3	3	9	M. 9 V. 33 T. 42	Ander
Other and unspecified	M. 16 F. 13 T. 29	-	-	3	-	-	5	-	-	-	-	1	7	M. 7 V. 12 T. 19	Ander en ongespesifiseer
Total	M. 15,039 F. 13,978 T. 29,017	27	-	1,165	25	1	3,650	39	51	33	985	1,013	8,030	M. 8,030 V. 12,749 T. 20,779	Totaal

113

Occupational groups	Industry divisions - Mywerheidsafdelings										Unemployed and unspesified workers	Not economically active	
	Agriculture	Mining	Manufacturing	Construction	Electricity	Commerce		Transport	Services	Other			
						Wholesale and retail trade	Motor trade						
Total													
Totaal													
Worker in transport and communication	-	-	112	2	-	-	81	-	16	-	15	29	-
M. 255													
F. 3													
T. 258													
Craftsman, production worker and labourer	-	-	112	2	-	-	82	1	16	1	15	29	-
M. 50													
F. 15													
T. 65													
Other	-	-	15	3	-	-	16	1	1	-	2	12	-
M. 866													
F. 453													
T. 1,319													
Service, sports and recreation worker	-	-	730	14	-	-	25	26	2	2	15	52	-
M. 597													
F. 43													
T. 640													
Unemployed and unspecified	-	-	431	1	-	-	9	-	2	2	13	65	-
M. 640													
F. 239													
T. 879													
Total economically active	27	-	1,163	25	1	-	3,661	39	33	51	983	1,026	-
M. 1,229													
F. 469													
T. 8,238													
Not economically active	-	-	-	-	-	-	-	-	-	-	-	-	8,030
M. 12,749													
T. 20,779													
Total	27	-	1,163	25	1	-	3,661	39	33	51	983	1,026	8,030
M. 15,039													
F. 13,978													
T. 29,017													

Major occupational groups and work status	Age groups - Ouderdomsgroep										Total	Total	
	-20		20-24		25-34		35-64		65+				?
	M.	F.-V.	M.	F.-V.	M.	F.-V.	M.	F.-V.	M.	F.-V.			
Professional, technical and related worker	-	-	-	-	-	-	-	-	-	-	-	-	-
Employer	-	-	-	-	-	-	-	-	-	-	-	-	-
Employee	2	21	54	3	16	5	22	8	1	-	-	-	-
Total	2	21	54	3	16	5	22	8	1	-	-	-	-
Administrative, executive and managerial worker	-	-	-	-	-	-	-	-	-	-	-	-	-
Public administrative official	-	-	-	-	-	-	-	-	-	-	-	-	-
Employer	-	-	-	-	-	-	-	-	-	-	-	-	-
Employee	-	-	-	-	-	-	-	-	-	-	-	-	-
Total	-	-	-	-	-	-	-	-	-	-	-	-	-
Managerial worker	-	-	5	-	22	3	55	4	2	-	-	-	-
Employer	-	-	8	-	44	3	68	3	5	-	-	-	-
Employee	-	-	13	-	66	3	123	7	7	-	-	-	-
Total	-	-	13	-	66	3	123	7	7	-	-	-	-
Clerical worker	-	-	1	1	14	-	33	-	2	-	-	-	-
Employer	64	44	255	83	313	36	179	8	4	-	-	-	-
Employee	64	44	256	84	327	36	212	8	6	-	-	-	-
Total	128	88	511	167	640	72	391	16	10	-	-	-	-
Sales worker	-	-	-	-	-	-	-	-	-	-	-	-	-
Working proprietor 1/	-	-	-	-	-	-	-	-	-	-	-	-	-
Employer	4	-	76	3	266	18	879	66	40	-	-	-	-
Employee	4	-	76	3	266	18	879	66	40	-	-	-	-
Total	8	-	152	6	532	36	1,758	132	80	-	-	-	-
Other	-	-	-	-	-	-	-	-	-	-	-	-	-
Employer	10	2	35	5	107	4	265	9	11	-	-	-	-
Employee	129	15	337	26	473	29	568	15	12	-	-	-	-
Total	139	17	372	31	580	33	833	24	23	-	-	-	-
Farmer, fisherman, lumberman and related worker	-	-	-	-	-	-	-	-	-	-	-	-	-
Farmer, farmworker, lumberman	-	-	-	-	-	-	-	-	-	-	-	-	-
Employer	-	-	-	-	3	-	14	2	1	-	-	-	-
Employee	-	-	2	-	4	-	13	2	1	-	-	-	-
Total	-	-	2	-	7	-	27	2	2	-	-	-	-
Other	-	-	-	-	-	-	-	-	-	-	-	-	-
Employer	-	-	-	-	-	-	-	-	-	-	-	-	-
Employee	-	-	-	-	-	-	-	-	-	-	-	-	-
Total	-	-	-	-	-	-	-	-	-	-	-	-	-
Miner, quarryman and related worker	-	-	-	-	-	-	-	-	-	-	-	-	-
Employer	-	-	-	-	-	-	-	-	-	-	-	-	-
Employee	-	-	-	-	-	-	-	-	-	-	-	-	-
Total	-	-	-	-	-	-	-	-	-	-	-	-	-

TABLE 48 - OCCUPATION BY AGE AND WORK STATUS

ASIATE
TABLE 48 - BEROEP VOLGENS OUDERDOM EN WERKSTATUS

Major occupational groups and work status	Age groups - Ouderdomsgroepen										Total Totaal	Hoofberoepsgroepen en werkstatus	
	-20		20-24		25-34		35-64		65+				?
	M.	F.-V.	M.	F.-V.	M.	F.-V.	M.	F.-V.	M.	F.-V.			
Worker in transport and communication													
Employer													
Employee	8												Werker in vervoer en communicatie
Total	250	1	1	1	7	1	1	1	1	1			Werkgever
Craftsman, production worker and labourer													
Labourer													
Employer													
Employee	65	9	3	14	18	3	3	3	3	3			Totaal
Total	65	9	3	14	18	3	3	3	3	3			Ambagsman, productiewerker en arbeider
Other													
Employer	339	5	10	59	211	13	211	20	2	2			
Employee	980	71	103	170	118	199	77	2	2	2			
Total	1,319	76	113	229	410	212	298	22	4	4			Totaal
Service, sports and recreation worker													
Employer	47												
Employee	593	31	2	82	299	12	299	2	1	1			
Total	640	31	2	85	328	14	328	2	1	1			
Unemployed and unspecified													
Employer	6												
Employee	873	163	73	153	203	4	203	27	5	2			
Total	879	163	73	153	207	4	207	28	5	2			
Total economically active													
Employer	2,421	19	22	501	1,519	43	1,519	104	8	2			
Employee	5,817	472	342	1,467	1,722	245	1,722	159	63	2			
Total	8,238	491	364	1,968	3,241	288	3,241	263	103	8			
Not economically active													
Total	20,779	7,484	1,041	48	1,752	76	1,752	2,466	173	165	20	31	
Total	29,017	7,975	1,405	2,016	2,040	3,317	2,729	2,729	276	174	28	38	

1/ Wholesale and retail trade only

1/ Slegs groot- en kleinhandel

ASIATICS
TABLE 49 - INCOME BY OCCUPATION AND WORK STATUS
MALE

ASIATE
TABLE 49 - INKOMSTE VOLGENS BEROEP EN WERKSTATUS
MANNELIJK

Income (Rand) and work status	Major occupational groups - Hoofberoepsgroepen										Total Totaal	Inkomste (Rand) en werkstatus	
	Professional and technical related worker	Administrative, executive and managerial worker	Clerical worker	Sales worker	Farmer, fisherman, lumberman and related worker	Miner, quarryman and related worker	Worker in transportation and communication	Craftsman, production worker and labourer	Service, sports and recreation worker	Unemployed and unclassified			Not economically active
No income													
Employer	23												
Employee	82												
Unemployed	703												
Other	7,917												
Total	8,725												
Under 100													
Employer	10												
Employee	46												
Unemployed	20												
Other	36												
Total	112												
100 - 199													
Employer	26												
Employee	81												
Unemployed	26												
Other	7												
Total	140												
200 - 299													
Employer	55												
Employee	147												
Unemployed	30												
Other	19												
Total	251												
300 - 399													
Employer	63												
Employee	250												
Unemployed	36												
Other	3												
Total	352												
400 - 499													
Employer	123												
Employee	401												
Unemployed	41												
Other	4												
Total	569												
500 - 599													
Employer	95												
Employee	228												
Unemployed	21												
Other	3												
Total	347												

ASIATICS
TABLE 49 - INCOME BY OCCUPATION AND WORK STATUS
MALE

ASIATIE
TABEL 49 - INKOMSTE VOLGENS BEROEP EN WERKSTATUS
MANLIK

Income (Rand) and work status	Major occupational groups - Hoofberoeps-groepe												Unemployed and unclassified	Not economically active	Income (Rand) en werksstatus			
	Professional and related worker		Administrative, executive and managerial worker		Clerical worker		Sales worker		Farmer, fisherman, lumberman and related worker		Miner, quarryman and related worker					Craftsman, production worker and labourer		Service, sports and recreation worker
	Profes-sionele en verwante werker	Publiek administratiewe werker	Publiek administratiewe werker	Publiek administratiewe werker	Klerklike werker	Verkoopswaerker	Verkoopswaerker	Verkoopswaerker	Boer, visser, bosbou- en verwante werker	Boer, visser, bosbou- en verwante werker	Myne-, steengroef- en ver-wante werker	Myne-, steengroef- en ver-wante werker				La-bourer	La-bourer	
600 - 799	2	-	-	-	5	110	2	-	-	-	-	-	-	2	9	-	2	600 - 799
Employer	27	-	-	-	162	352	4	-	-	-	-	-	-	5	44	-	5	Werkgever
Employee	-	-	-	-	4	16	-	-	-	-	-	-	-	16	1	-	1	Werknemer
Unemployed	-	-	-	-	-	-	-	-	-	-	-	-	-	-	-	-	-	Werkloos
Other	-	-	-	-	-	-	-	-	-	-	-	-	-	-	-	-	-	Ander
Total	29	-	-	-	171	478	6	-	-	-	-	-	-	23	54	-	23	Totaal
800 - 999	2	-	-	-	2	41	2	-	-	-	-	-	-	-	6	-	-	800 - 999
Employer	47	-	-	-	132	235	1	-	-	-	-	-	-	4	26	-	4	Werkgever
Employee	2	-	-	-	4	7	-	-	-	-	-	-	-	12	1	-	12	Werknemer
Unemployed	-	-	-	-	-	-	-	-	-	-	-	-	-	-	-	-	-	Werkloos
Other	-	-	-	-	-	-	-	-	-	-	-	-	-	-	-	-	-	Ander
Total	51	-	-	-	138	283	3	-	-	-	-	-	-	16	33	-	16	Totaal
1,000 - 1,999	8	-	-	-	24	467	7	-	-	-	-	-	-	2	15	-	2	1,000 - 1,999
Employer	96	-	-	-	267	341	4	-	-	-	-	-	-	8	109	-	8	Werkgever
Employee	19	-	-	-	4	4	-	-	-	-	-	-	-	3	26	-	3	Werknemer
Unemployed	-	-	-	-	-	-	-	-	-	-	-	-	-	-	-	-	-	Werkloos
Other	-	-	-	-	-	-	-	-	-	-	-	-	-	-	-	-	-	Ander
Total	104	-	-	-	295	467	11	-	-	-	-	-	-	13	41	-	13	Totaal
2,000+	20	-	-	-	13	383	2	-	-	-	-	-	-	1	23	-	1	2,000+
Employer	22	-	-	-	26	56	2	-	-	-	-	-	-	1	1	-	1	Werkgever
Employee	3	-	-	-	-	1	-	-	-	-	-	-	-	1	2	-	1	Werknemer
Unemployed	-	-	-	-	-	-	-	-	-	-	-	-	-	-	-	-	-	Werkloos
Other	-	-	-	-	-	-	-	-	-	-	-	-	-	-	-	-	-	Ander
Total	683	-	-	-	39	383	2	-	-	-	-	-	-	3	1	-	3	Totaal
Employer	32	-	-	-	-	4	-	-	-	-	-	-	-	-	6	-	-	Werkgever
Employee	60	-	-	-	10	23	-	-	-	-	-	-	-	-	9	-	-	Werknemer
Unemployed	4	-	-	-	-	-	-	-	-	-	-	-	-	-	-	-	-	Werkloos
Other	17	-	-	-	-	-	-	-	-	-	-	-	-	-	-	-	-	Ander
Total	113	-	-	-	10	27	-	-	-	-	-	-	-	5	10	-	5	Totaal
Total	2,236	-	-	-	49	1,264	18	-	-	-	-	-	-	5	45	-	5	Totaal
Employer	3,791	-	-	-	126	1,380	17	-	-	-	-	-	-	26	478	-	26	Werkgever
Employee	977	-	-	-	62	141	2	-	-	-	-	-	608	74	-	608	608	Werknemer
Unemployed	8,030	-	-	-	864	1,950	37	-	-	-	-	-	8,030	597	-	8,030	8,030	Werkloos
Total	15,034	-	-	-	211	1,264	37	-	-	-	-	-	8,030	597	-	8,030	8,030	Totaal

ASIATICS
TABLE 49 - INCOME BY OCCUPATION AND WORK STATUS
FEMALE

ASIATIE
TABEL 49 - INKOMSTE VOLGENS BEROEP EN WERKSTATUS
VROULIK

Income (Rand) and work status	Major occupational groups - Hoofberoeps-groepe												Unemployed and unclassified	Not economically active	Income (Rand) en werksstatus			
	Professional and related worker		Administrative, executive and managerial worker		Clerical worker		Sales worker		Farmer, fisherman, lumberman and related worker		Miner, quarryman and related worker					Craftsman, production worker and labourer		Service, sports and recreation worker
	Profes-sionele en verwante werker	Publiek administratiewe werker	Publiek administratiewe werker	Publiek administratiewe werker	Klerklike werker	Verkoopswaerker	Verkoopswaerker	Verkoopswaerker	Boer, visser, bosbou- en verwante werker	Boer, visser, bosbou- en verwante werker	Myne-, steengroef- en ver-wante werker	Myne-, steengroef- en ver-wante werker				La-bourer	La-bourer	
No income	16	-	-	-	-	4	1	-	-	-	-	-	-	-	-	-	-	Geen inkomste
Employer	51	-	-	-	2	9	-	-	-	-	-	-	-	1	2	-	1	Werkgever
Employee	239	-	-	-	6	-	-	-	-	-	-	-	-	5	4	-	5	Werknemer
Unemployed	12,523	-	-	-	8	14	1	-	-	-	-	-	-	216	4	-	216	Werkloos
Other	12,829	-	-	-	-	-	-	-	-	-	-	-	-	222	6	-	222	Ander
Total	8	-	-	-	11	4	1	-	-	-	-	-	-	222	6	-	222	Totaal
Employer	32	-	-	-	1	6	-	-	-	-	-	-	-	-	6	-	-	Werkgever
Employee	2	-	-	-	-	-	-	-	-	-	-	-	-	1	1	-	1	Werknemer
Unemployed	48	-	-	-	-	-	-	-	-	-	-	-	-	1	1	-	1	Werkloos
Other	90	-	-	-	-	-	-	-	-	-	-	-	-	2	2	-	2	Ander
Total	5	-	-	-	1	8	-	-	-	-	-	-	-	2	2	-	2	Totaal
100 - 199	5	-	-	-	2	4	-	-	-	-	-	-	-	2	11	-	2	100 - 199
Employer	57	-	-	-	6	4	-	-	-	-	-	-	-	1	11	-	1	Werkgever
Employee	26	-	-	-	-	-	-	-	-	-	-	-	-	4	4	-	4	Werknemer
Unemployed	88	-	-	-	6	2	-	-	-	-	-	-	-	26	-	-	26	Werkloos
Other	13	-	-	-	-	-	-	-	-	-	-	-	-	11	-	-	11	Ander
Total	118	-	-	-	9	1	-	-	-	-	-	-	-	26	-	-	26	Totaal
Employer	6	-	-	-	10	1	-	-	-	-	-	-	-	1	1	-	1	Werkgever
Employee	25	-	-	-	8	2	-	-	-	-	-	-	-	4	5	-	4	Werknemer
Unemployed	162	-	-	-	16	9	-	-	-	-	-	-	-	25	-	-	25	Werkloos
Other	9	-	-	-	-	-	-	-	-	-	-	-	-	6	-	-	6	Ander
Total	73	-	-	-	24	4	-	-	-	-	-	-	-	25	-	-	25	Totaal
Employer	3	-	-	-	8	2	-	-	-	-	-	-	-	1	1	-	1	Werkgever
Employee	22	-	-	-	1	-	-	-	-	-	-	-	-	4	4	-	4	Werknemer
Unemployed	107	-	-	-	9	2	-	-	-	-	-	-	-	25	-	-	25	Werkloos
Other	13	-	-	-	-	-	-	-	-	-	-	-	-	6	-	-	6	Ander
Total	104	-	-	-	16	5	-	-	-	-	-	-	-	6	-	-	6	Totaal
Employer	3	-	-	-	17	5	-	-	-	-	-	-	-	1	1	-	1	Werkgever
Employee	20	-	-	-	1	-	-	-	-	-	-	-	-	2	2	-	2	Werknemer
Unemployed	140	-	-	-	10	7	-	-	-	-	-	-	-	3	5	-	3	Werkloos
Other	10	-	-	-	1	1	-	-	-	-	-	-	-	2	1	-	2	Ander
Total	84	-	-	-	10	7	-	-	-	-	-	-	-	2	2	-	2	Totaal
Employer	10	-	-	-	1	1	-	-	-	-	-	-	-	1	1	-	1	Werkgever
Employee	84	-	-	-	10	7	-	-	-	-	-	-	-	2	2	-	2	Werknemer
Unemployed	10	-	-	-	1	1	-	-	-	-	-	-	-	2	2	-	2	Werkloos
Other	106	-	-	-	2	4	-	-	-	-	-	-	-	2	2	-	2	Ander
Total	106	-	-	-	2	4	-	-	-	-	-	-	-	2	2	-	2	Totaal

TABLE 49 - INCOME BY OCCUPATION AND WORK STATUS
FEMALE

Income (Rand) and work status	Major occupational groups - Hoofberoeps-groep										Total	Inkomste (Rand) en werkstatus
	Professional, technical and related worker	Administrative, executive and managerial worker	Clerical worker	Sales worker	Farmer, fisherman, lumberman and related worker	Miner, quarryman and related worker	Worker in transport and communication	Craftsman, production worker and labourer	Service, sports and recreation worker	Unemployed and unclassified		
600 - 799	1	1	1	2	-	-	-	-	6	-	-	500 - 799
Employer	-	-	-	16	-	-	-	-	1	-	-	Werkgever
Employee	-	-	45	-	-	-	-	-	68	-	-	Werknemer
Unemployed	-	-	-	-	-	-	-	-	-	-	-	Werkloos
Other	-	-	-	-	-	-	-	-	-	-	-	Ander
Total	19	1	46	18	-	-	-	-	74	-	-	Totaal
800 - 999	-	-	-	-	-	-	-	-	-	-	-	800 - 999
Employer	-	-	-	-	-	-	-	-	-	-	-	Werkgever
Employee	7	-	33	7	-	-	-	-	1	-	-	Werknemer
Unemployed	-	-	-	-	-	-	-	-	-	-	-	Werkloos
Other	-	-	-	-	-	-	-	-	-	-	-	Ander
Total	7	1	33	7	-	-	-	-	1	-	-	Totaal
1,000 - 1,999	-	-	-	-	-	-	-	-	-	-	-	1,000 - 1,999
Employer	4	3	-	2	-	-	-	-	-	-	-	Werkgever
Employee	2	2	30	3	-	-	-	-	6	-	-	Werknemer
Unemployed	-	-	-	-	-	-	-	-	-	-	-	Werkloos
Other	-	-	-	-	-	-	-	-	-	-	-	Ander
Total	6	5	30	5	-	-	-	-	10	-	-	Totaal
2,000+	-	-	-	-	-	-	-	-	-	-	-	2,000+
Employer	-	1	-	-	-	-	-	-	-	-	-	Werkgever
Employee	-	-	-	-	-	-	-	-	-	-	-	Werknemer
Unemployed	-	-	-	-	-	-	-	-	-	-	-	Werkloos
Other	-	-	-	-	-	-	-	-	-	-	-	Ander
Total	-	1	-	-	-	-	-	-	-	-	-	Totaal
?	-	-	-	-	-	-	-	-	-	-	-	?
Employer	6	-	-	-	-	-	-	-	-	-	-	Werkgever
Employee	3	-	2	3	-	-	-	-	11	2	-	Werknemer
Unemployed	-	-	-	-	-	-	-	-	-	-	-	Werkloos
Other	9	-	-	-	-	-	-	-	-	-	-	Ander
Total	38	2	2	5	-	-	-	-	11	2	-	Totaal
Total	181	7	1	23	2	-	-	-	43	2	-	Totaal
Employer	791	3	162	86	-	-	-	-	397	36	-	Werknemer
Employee	256	-	9	-	-	-	-	-	13	5	-	Werkloos
Unemployed	12,749	-	-	109	2	-	-	-	453	43	-	Ander
Total	13,977	10	172	94	2	-	-	-	453	43	-	Totaal

TABLE 50 - LEVEL OF EDUCATION BY INDUSTRY
MALE

Level of education	Industry divisions - Nywerheidsafdelings										Total	Onderwyspeil
	Agriculture	Mining	Manufacturing	Construction	Electricity	Commerce	Handel	Transport	Services	Unemployed and unclassified		
School education only	2	-	27	-	-	112	-	32	31	450	-	Slegs skoolonderrys
None	4	-	67	2	-	314	2	70	156	2,829	-	Geen
Up to Std. 5	7	-	519	14	-	1,481	5	308	300	2,541	-	Tot St. 5
Std. 6 and 7	8	-	350	6	1	1,069	7	11	247	885	-	St. 6 en 7
Std. 8	5	-	98	2	1	351	16	69	85	281	-	St. 8
Std. 9	3	-	35	1	-	81	3	2	17	204	-	St. 9
Std. 10	-	-	58	-	-	194	1	55	56	952	-	St. 10
Degree only	-	-	-	-	-	-	-	-	-	-	-	Slegs graad
Bachelor's	-	-	-	-	-	6	-	11	4	10	-	Baccalaureus
Academic	-	-	-	-	-	3	-	8	1	28	-	Akademie
Full course	-	-	5	-	-	-	-	-	-	-	-	Voltooid kursus
Part of course	-	-	-	-	-	-	-	-	-	-	-	Gedeelte van kursus
Professional	-	-	-	-	-	8	-	32	-	6	-	Professionele
Full course	-	-	1	-	-	3	-	-	-	20	-	Voltooid kursus
Part of course	-	-	-	-	-	-	-	-	-	-	-	Gedeelte van kursus
Master's	-	-	-	-	-	-	-	-	-	-	-	Meesters
Academic	-	-	-	-	-	-	-	-	-	-	-	Akademie
Full course	-	-	-	-	-	-	-	-	-	-	-	Voltooid kursus
Part of course	-	-	-	-	-	-	-	-	-	-	-	Gedeelte van kursus
Professional	-	-	-	-	-	-	-	-	-	-	-	Professionele
Full course	-	-	-	-	-	-	-	-	-	-	-	Voltooid kursus
Part of course	-	-	-	-	-	-	-	-	-	-	-	Gedeelte van kursus
Doctor's	-	-	-	-	-	-	-	-	-	-	-	Doktors
Academic	-	-	-	-	-	-	-	-	-	-	-	Akademie
Professional	-	-	-	-	-	-	-	-	-	-	-	Professionele
Diploma only	-	-	-	-	-	-	-	-	-	-	-	Slegs diploma
With Std. 10	-	-	-	-	-	-	-	-	-	-	-	Met St. 10
Full course	-	-	3	-	-	13	1	87	2	5	-	Voltooid kursus
Part of course	-	-	-	-	-	1	-	5	-	11	-	Gedeelte van kursus
With Std. 9 or lower course	-	-	-	-	-	10	4	31	2	5	-	Met St. 9 of laer van kursus
Degree and diploma	-	-	-	-	-	-	-	-	-	-	-	Graad en diploma
Diploma and Bachelor's	-	-	-	-	-	-	-	-	-	-	-	Diploma en Baccalaureus
Master's	-	-	-	-	-	-	-	-	-	-	-	Meesters
Doctor's	-	-	-	-	-	-	-	-	-	-	-	Doktors
Total	27	-	1,165	25	1	3,650	39	985	1,033	8,030	-	Totaal

TABLE 51 - NATURE OF EDUCATION BY INDUSTRY

Nature of education and sex	Total Totaal	Industry divisions - Nywerheidsafdelings										Unem- ployed and unspe- cified Werk- loos en on- spesi- fiseer wig	Not eco- nomic- ally active Nie- eko- nomies bedry- vig		
		Agricul- ture Landbou	Mining Myn- wese	Manu- fac- turing Fab- rieke- wese	Con- struc- tion Kon- struk- sie	Elec- tric- ity Elektri- siteit	Com- merce Whole- sale and retail Groot- en klein handel	Motor trade Motor- handel	Handel Other Ander	Trans- port Vervoer	Ser- vices Dienste				
Commerce and finance: General (B.Com., M.Com., etc.)	M. 24 F. - T. 24	-	-	2	-	-	10	-	1	-	-	4	-	7	Handel en finansies: Algemeen (B.Com., M.Com., ens.)
Special (Institute of bankers, actuarial science, etc.)	M. 29 F. 5 T. 34	-	-	2	-	-	12	1	-	-	-	10	1	2	Besondere (Instituut van ban- kiers, aktuarie wetenskap, ens.)
Legal practice (B.A., LL.B., etc.)	M. 9 F. - T. 9	-	-	-	-	-	-	-	-	-	-	-	-	1	Regspraktijk (B.A., LL.B., ens.)
Medical practice and health services: Medical practitioners (M.B.Ch.B., etc.)	M. 42 F. 4 T. 46	-	-	-	-	-	-	-	-	-	-	-	-	18	Mediese praktyk en gesondheids- diens: Mediese praktisyns (M.B.Ch.B., ens.)
Nursing and midwifery (D.N.A.)	M. 10 F. 10 T. 10	-	-	-	-	-	-	-	-	-	-	-	-	2	Verpleging en verloskunde (D.N.A.)
Education and culture: General academic education (B.Ed., M.Ed., etc.)	M. 144 F. 33 T. 177	-	-	-	-	-	7	-	-	-	1	1	4	12	Onderwys en kultuur: Algemene akademiese onderwys (B.Ed., M.Ed., ens.)
Music (B.Mus., certificate or diploma, etc.)	M. 1 F. 1 T. 1	-	-	-	-	-	-	-	-	-	-	-	-	-	Musiek (B.Mus., sertifikaat of diploma, ens.)
Theology (B.D., etc.)	M. 5 F. - T. 5	-	-	-	-	-	-	-	-	-	-	-	-	1	Teologie (B.D., ens.)
Social welfare and personnel (Social sciences, etc.)	M. 1 F. 1 T. 2	-	-	-	-	-	-	-	-	-	-	-	-	1	Sosiale welsyn en personeel (Sosiale wetenskappe, ens.)
Total	M. 15,039 F. 13,978 T. 29,017	27 2	-	1,165 469 1,634	25 1 26	1 1	3,650 3,971	39 42	51 61	33 38	985 1,149 1,134	1,033 1,269 1,302	8,030 12,749 20,779	Totaal	

TABLE 52 - AGE BY MARITAL STATUS

Age groups Ouderdomsgroepe	Total Totaal	Marital status - Huwelikstaats					
		Never married Nooit getroud	Married Getroud	Widowed Wedustaat	Divorced Geskei	?	
0 - 14	194,644	M. 93,325	M. -	M. -	M. -	M. -	M. -
15 - 19	45,859	F. 23,195	F. 487	F. -	F. -	F. -	F. -
20 - 24	67,038	M. 28,388	M. 6,012	M. 10	M. 16	M. 227	M. 146
25 - 29	72,675	F. 18,320	F. 19,942	F. 64	F. 98	F. 461	F. 118
30 - 34	66,011	M. 8,395	M. 28,141	M. 181	M. 190	M. 729	M. 97
35 - 39	57,943	F. 4,380	F. 29,695	F. 275	F. 244	F. 742	F. 73
40 - 44	48,924	M. 2,072	M. 26,774	M. 380	M. 230	M. 743	M. 53
45 - 49	37,112	F. 1,145	F. 22,214	F. 451	F. 188	F. 473	F. 22
50 - 54	22,599	M. 548	M. 13,026	M. 409	M. 128	M. 240	M. 8
55 - 59	14,507	F. 313	F. 8,374	F. 359	F. 76	F. 143	F. 11
60 - 64	8,450	M. 166	M. 4,246	M. 316	M. 42	M. 68	M. 7
65 - 69	4,649	F. 84	F. 1,980	F. 277	F. 31	F. 26	F. 7
70 - 74	2,635	M. 49	M. 985	M. 168	M. 12	M. 19	M. 3
75+	4,123	F. 73	F. 1,172	F. 397	F. 13	F. 14	F. 9
?	1,854	M. 297	M. 829	M. 14	M. 3	M. 14	M. 24
Total-Totaal	649,033	181,350	163,877	3,301	1,271	3,796	1,032

TABLE 51 - AARD VAN ONDERWYS VOLGENS NYWERHEID

Nature of education and sex	Total Totaal	Industry divisions - Nywerheidsafdelings										Unem- ployed and unspe- cified Werk- loos en on- spesi- fiseer wig	Not eco- nomic- ally active Nie- eko- nomies bedry- vig		
		Agricul- ture Landbou	Mining Myn- wese	Manu- fac- turing Fab- rieke- wese	Con- struc- tion Kon- struk- sie	Elec- tric- ity Elektri- siteit	Com- merce Whole- sale and retail Groot- en klein handel	Motor trade Motor- handel	Handel Other Ander	Trans- port Vervoer	Ser- vices Dienste				
Commerce and finance: General (B.Com., M.Com., etc.)	M. 24 F. - T. 24	-	-	2	-	-	10	-	1	-	-	4	-	7	Handel en finansies: Algemeen (B.Com., M.Com., ens.)
Special (Institute of bankers, actuarial science, etc.)	M. 29 F. 5 T. 34	-	-	2	-	-	12	1	-	-	-	10	1	2	Besondere (Instituut van ban- kiers, aktuarie wetenskap, ens.)
Legal practice (B.A., LL.B., etc.)	M. 9 F. - T. 9	-	-	-	-	-	-	-	-	-	-	-	-	1	Regspraktijk (B.A., LL.B., ens.)
Medical practice and health services: Medical practitioners (M.B.Ch.B., etc.)	M. 42 F. 4 T. 46	-	-	-	-	-	-	-	-	-	-	-	-	18	Mediese praktyk en gesondheids- diens: Mediese praktisyns (M.B.Ch.B., ens.)
Nursing and midwifery (D.N.A.)	M. 10 F. 10 T. 10	-	-	-	-	-	-	-	-	-	-	-	-	2	Verpleging en verloskunde (D.N.A.)
Education and culture: General academic education (B.Ed., M.Ed., etc.)	M. 144 F. 33 T. 177	-	-	-	-	-	7	-	-	-	1	1	4	12	Onderwys en kultuur: Algemene akademiese onderwys (B.Ed., M.Ed., ens.)
Music (B.Mus., certificate or diploma, etc.)	M. 1 F. 1 T. 1	-	-	-	-	-	-	-	-	-	-	-	-	-	Musiek (B.Mus., sertifikaat of diploma, ens.)
Theology (B.D., etc.)	M. 5 F. - T. 5	-	-	-	-	-	-	-	-	-	-	-	-	1	Teologie (B.D., ens.)
Social welfare and personnel (Social sciences, etc.)	M. 1 F. 1 T. 2	-	-	-	-	-	-	-	-	-	-	-	-	1	Sosiale welsyn en personeel (Sosiale wetenskappe, ens.)
Total	M. 15,039 F. 13,978 T. 29,017	27 2	-	1,165 469 1,634	25 1 26	1 1	3,650 3,971	39 42	51 61	33 38	985 1,149 1,134	1,033 1,269 1,302	8,030 12,749 20,779	Totaal	

TABLE 52 - OUDERDOM VOLGENS HUWELIKSTAAT

Age groups Ouderdomsgroepe	Total Totaal	Marital status - Huwelikstaats					
		Never married Nooit getroud	Married Getroud	Widowed Wedustaat	Divorced Geskei	?	
0 - 14	194,644	M. 93,325	M. -	M. -	M. -	M. -	M. -
15 - 19	45,859	F. 23,195	F. 487	F. -	F. -	F. -	F. -
20 - 24	67,038	M. 28,388	M. 6,012	M. 10	M. 16	M. 227	M. 146
25 - 29	72,675	F. 18,320	F. 19,942	F. 64	F. 98	F. 461	F. 118
30 - 34	66,011	M. 8,395	M. 28,141	M. 181	M. 190	M. 729	M. 97
35 - 39	57,943	F. 4,380	F. 29,695	F. 275	F. 244	F. 742	F. 73
40 - 44	48,924	M. 2,072	M. 26,774	M. 380	M. 230	M. 743	M. 53
45 - 49	37,112	F. 1,145	F. 22,214	F. 451	F. 188	F. 473	F. 22
50 - 54	22,599	M. 548	M. 13,026	M. 409	M. 128	M. 240	M. 8
55 - 59	14,507	F. 313	F. 8,374	F. 359	F. 76	F. 143	F. 11
60 - 64	8,450	M. 166	M. 4,246	M. 316	M. 42	M. 68	M. 7
65 - 69	4,649	F. 84	F. 1,980	F. 277	F. 31	F. 26	F. 7
70 - 74	2,635	M. 49	M. 985	M. 168	M. 12	M. 19	M. 3
75+	4,123	F. 73	F. 1,172	F. 397	F. 13	F. 14	F. 9
?	1,854	M. 297	M. 829	M. 14	M. 3	M. 14	M. 24
Total-Totaal	649,033	181,350	163,877	3,301	1,271	3,796	1,032

TABEL 53 - HUISTAAL VOLGENS GELETERDHEID EN OUDERDOM

TABEL 53 - HOME LANGUAGE BY LITERACY AND AGE

Home language and age groups Huis taal en ouderdomsgroepe	Literacy - Geletterdheid						Total Totaal
	Read and write Lees en skryf		Read only Slegs lees		Neither Geeneen		
	M.	F.-V.	M.	F.-V.	M.	F.-V.	
Xhosa	23 2,311 4,780 13,104 302 58 20,524	34 2,833 4,780 11,983 439 10 20,109	4 426 51 223 11 716	5 488 32 213 22 2 712	3,900 2,302 1,917 7,979 298 88 16,408	4 32 64 342 14 4 460	8,031 10,708 11,942 36,427 1,330 214 68,652
Zulu	76 8,331 13,034 32,086 613 162 54,374	72 9,648 15,571 27,970 398 103 53,762	13 1,669 214 1,279 58 15 3,256	10 1,736 181 1,051 7 1 3,043	13,036 8,086 1,717 11,532 1,560 108 36,552	7 129 167 888 44 51 1,286	26,532 38,331 54,263 94,014 3,756 637 197,236
Swazi	4 714 1,177 2,692 40 14 4,641	7 855 1,893 3,483 32 16 6,286	153 12 109 7 1 288	4 43 157 7 1 363	1,187 719 249 1,590 180 14 3,939	2 19 17 64 5 2 104	2,394 3,347 3,638 9,511 352 58 19,300
Ndabele	4 222 486 2,063 25 9 2,809	2 241 502 1,064 3 1,812	40 7 32 2 2 120	1 42 32 - - 81	344 215 198 427 58 1,117	5 8 33 29 3 - 44	7,483
Seesoehoe	35 4,493 6,382 16,318 429 53 28,310	38 5,326 8,648 20,398 325 40 34,775	2 778 485 45 29 3 1,322	5 870 65 501 42 3 1,486	7,095 4,791 813 7,505 806 58 21,050	2 85 46 250 28 3 416	14,004 20,884 17,255 53,708 2,117 2,215 108,183
Tswana	32 4,494 7,112 18,700 480 47 30,865	31 5,386 10,458 20,677 414 50 37,016	7 772 49 398 47 1 1,274	3 794 57 440 53 3 1,350	7,120 4,605 584 4,385 725 31 17,450	9 90 32 217 49 3 387	14,049 20,369 19,373 50,294 2,157 162 106,604
Sepedi	9 1,874 3,849 12,704 169 64 18,669	17 2,136 3,558 6,709 56 23 12,499	3 318 42 347 8 3 721	1 328 31 127 8 - 495	3,425 2,003 541 2,727 235 21 8,952	5 58 44 234 8 5 354	6,719 8,707 9,016 27,937 684 173 53,236

TABEL 53 - HUISTAAL VOLGENS GELETERDHEID EN OUDERDOM

TABEL 53 - HOME LANGUAGE BY LITERACY AND AGE

Home language and age groups Huis taal en ouderdomsgroepe	Literacy - Geletterdheid						Total Totaal
	Read and write Lees en skryf		Read only Slegs lees		Neither Geeneen		
	M.	F.-V.	M.	F.-V.	M.	F.-V.	
Shangaan	14 1,053 2,329	5 1,094 1,182	2 225 62	2 237 28	2,447 1,514 2,158	5 33 131	4,988 5,921 6,919
Sjangan	123 41 41 12,990	12 7 7 4,188	9 1 1 702	3 2 2 345	2,901 102 68 15,858	113 2 1 955	25,074 441 145 43,488
Venda	6 515 1,315 5,097 33 43 7,009	2 462 1,497 677 5 6 1,649	120 32 268 11 2 433	1 116 14 44 1 176	1,409 825 570 4,538 60 17 5,312	13 30 173 4 6 226	2,929 2,994 3,249 12,866 213 121 22,372
Other Bantu languages Ander Bantoe tale	1 102 1,354 5,647 54 37 7,195	1 107 176 399 1 1 685	25 60 195 6 2 286	1 19 176 15 2 38	268 137 3,630 5,649 46 38 9,768	4 4 121 2 3 176	511 528 5,239 12,219 122 86 18,765
English Engels	7 29 23 131 9 2 216	8 22 57 1 1 89	1 1 1 1 1 1	1 1 2 1 3	6 10 5 11 2 28	10 1 1 1 1 1	16 29 23 131 9 2 216
Afrikaans	153 282 492 24 2 880	172 282 558 25 2 1,142	28 6 8 2 2 44	37 4 10 2 2 53	194 110 139 101 19 443	4 3 10 2 2 22	354 690 553 1,438 98 3,082
Grand total - Groot totaal	188,337	174,012	9,173	8,145	113,306	4,432	648,617

Home language and age groups Huisstaal en ouderdomsgroep	Languages spoken - Tale gepraakt									
	Bantu only Slegs Bantoe		Bantu and English Bantoe en Engels		Bantu and Afrikaans Bantoe en Afrikaans		Bantu, English and Afrikaans Bantoe, Engels en Afrikaans		Other Ander	
	M.	F.-V.	M.	F.-V.	M.	F.-V.	M.	F.-V.	M.	F.-V.
Xhosa	3,899	4,058	11	14	21	13	6	21	1	4
	3,673	3,829	363	457	118	108	926	1,248	3	5
	3,070	3,734	1,023	1,428	201	175	2,471	2,853	4	6
	11,570	3,100	4,324	5,689	614	734	4,948	5,271	15	9
	249	336	124	240	36	43	140	163	1	1
	115	19	17	21	5	6	16	18	-	-
	22,576	12,076	6,062	7,849	995	1,079	8,507	9,574	25	25
Total-Totaal	13,028	13,283	35	40	43	50	26	27	7	6
	13,609	14,203	1,182	1,411	324	279	3,109	3,932	-	3
	4,973	3,352	2,917	3,819	624	883	8,200	3,905	4	5
	21,807	13,529	15,108	11,855	2,744	2,744	14,008	12,850	10	7
	1,658	1,588	365	188	124	144	120	214	1	1
	200	106	115	44	12	28	73	59	1	1
	54,592	46,131	19,722	17,327	3,260	4,128	25,630	26,493	23	23
	1,179	1,177	2	3	7	13	5	3	3	1
	1,242	1,268	96	123	36	31	237	315	-	1
	366	386	175	460	78	155	818	1,202	-	1
	1,513	1,381	814	1,314	315	535	1,548	2,095	-	1
	66	178	20	7	18	24	21	19	-	-
	10	4	7	3	2	6	8	18	-	-
	4,976	4,994	1,114	1,910	456	764	2,637	3,652	3	3
	339	345	2	2	1	-	-	2	-	-
	353	367	23	36	15	10	74	88	-	1
	124	113	121	104	93	59	310	328	3	-
	4,433	4,000	958	316	191	131	1,051	707	6	1
	35	30	14	1	9	9	17	4	-	-
	5	3	6	-	5	1	3	1	-	-
	1,528	1,258	1,124	459	314	210	1,455	1,130	9	2
	6,795	7,068	11	17	37	36	15	15	6	6
	7,343	7,992	501	674	210	239	1,754	2,175	4	4
	1,973	1,761	739	436	436	667	4,479	5,890	5	5
	8,926	8,955	3,265	4,823	2,052	3,056	10,768	11,858	11	14
	396	813	92	59	163	166	260	166	-	-
	215	37	12	9	14	31	35	27	2	2
	25,481	26,626	4,620	6,830	2,982	4,207	17,301	20,131	29	31
	6,812	7,078	16	10	31	26	19	23	11	20
	7,019	7,599	500	628	200	227	1,965	2,422	6	12
	1,754	1,439	589	1,416	460	520	5,430	7,764	3	5
	6,754	5,860	2,998	4,526	1,654	1,746	13,195	13,559	6	11
	392	818	87	61	136	136	312	225	2	2
	23	36	10	9	12	12	32	29	1	1
	22,759	22,930	4,200	6,650	2,476	2,667	20,953	24,027	27	50
	3,230	3,403	9	16	12	16	16	10	4	7
	3,096	3,295	267	275	87	89	717	874	6	8
	1,222	959	611	617	357	174	2,655	2,421	5	1
	5,466	3,441	3,473	1,967	1,158	402	8,035	3,984	6	10
	184	240	27	15	27	29	101	29	-	-
	59	25	18	10	9	8	36	11	2	1
	13,257	11,368	4,441	2,900	1,650	708	11,620	7,279	23	27
Total-Totaal	53,273	53,273	14,112	45,596	14,153	14,610	97,730	96,365	451	519

Home language and age groups Huisstaal en ouderdomsgroep	Languages spoken - Tale gepraakt									
	Bantu only Slegs Bantoe		Bantu and English Bantoe en Engels		Bantu and Afrikaans Bantoe en Afrikaans		Bantu, English and Afrikaans Bantoe, Engels en Afrikaans		Other Ander	
	M.	F.-V.	M.	F.-V.	M.	F.-V.	M.	F.-V.	M.	F.-V.
Shangaan Sjangan	2,457	2,501	7	8	2	6	1	3	2	4
	2,249	2,432	187	48	48	28	389	380	2	4
	3,001	3,254	3,920	262	167	62	1,024	659	2	3
	12,148	3,318	110	57	602	150	3,432	5,271	3	3
	171	110	17	1	11	2	65	6	-	-
	145	23	4	-	4	6	16	4	1	1
	20,099	9,698	4,696	1,022	834	254	4,877	2,003	8	15
Total-Totaal	1,412	1,507	1	3	1	1	1	1	2	2
	1,219	1,285	81	66	19	9	153	161	2	2
	794	938	398	94	140	24	627	246	-	-
	4,793	2,214	2,451	203	493	75	2,385	291	1	1
	59	13	32	-	9	-	21	1	-	-
	54	14	14	2	9	3	21	5	-	-
	8,301	6,024	2,977	374	671	112	3,208	705	3	6
	263	238	6	1	-	2	-	-	-	1
	208	207	24	18	11	10	26	25	-	-
	4,683	56	287	53	36	14	86	85	2	3
	7,613	191	3,233	185	121	62	575	186	15	7
	53	10	20	2	2	1	14	2	2	2
	43	5	27	1	2	1	6	-	1	1
	12,865	707	3,673	238	171	91	707	298	19	12
	17	-	2	7	-	-	3	-	1	4
	29	-	4	5	-	-	10	9	1	1
	34	-	3	7	-	-	5	16	1	2
	134	-	23	17	-	-	32	41	8	13
	9	-	2	-	-	-	2	2	2	1
	225	-	34	37	-	-	52	68	13	21
	356	-	-	-	94	69	3	3	88	88
	831	-	-	-	122	148	109	132	65	55
	557	-	-	-	29	42	183	231	27	45
	1,443	-	-	-	119	119	465	611	67	101
	99	-	-	-	18	11	22	25	6	15
	9	-	-	-	1	1	1	3	3	3
	3,095	-	-	-	344	390	783	1,005	269	304
Total-Totaal	649,033	141,112	52,663	45,596	14,153	14,610	97,730	96,365	451	519

TABLE 55 - TYPE OF RESIDENTIAL AREA BY HOME LANGUAGE AND AGE

Type of residential area and age groups	Home language - Huistaal										Total	Type woongebied en ouderdoms-groepe	
	Xhosa	Zulu Zoeloe	Swazi	Ndebele	Seshoe-shoe	Tswana	Sepedi	Shan-gaan Sjan-gaan	Venda	Other Bantu Ander Bantoe			Afri-kaans
Locations													
0 - 14	16,941	60,582	5,288	1,427	31,792	30,123	13,890	10,861	5,534	892	760	31	0 - 14
15 - 24	6,375	24,409	2,169	498	11,821	12,492	5,175	3,299	1,803	217	348	11	15 - 24
25 - 44	12,457	42,533	3,816	1,105	23,523	21,782	11,328	9,280	5,546	814	555	30	25 - 44
45+	62,370	19,625	1,651	525	12,736	10,678	4,325	3,162	1,946	536	340	23	45+
?	58	221	17	6	83	89	103	64	53	9	2	-	?
Total	442,073	147,370	12,941	3,562	79,355	75,164	34,811	26,166	14,782	2,468	2,005	95	Totaal
Municipal compounds													
0 - 14	127	39	-	-	37	2	5	1	12	2	-	-	0 - 14
15 - 24	2,109	889	25	17	126	224	169	162	140	10	3	-	15 - 24
25 - 44	12,303	3,796	137	186	709	1,348	1,392	1,460	771	133	3	-	25 - 44
45+	3,992	940	814	30	319	514	420	507	322	53	2	-	45+
?	133	51	1	1	7	16	16	16	19	1	-	-	?
Total	18,664	5,715	193	275	1,192	2,095	2,002	2,146	1,264	199	8	-	Totaal
Other urban areas													
0 - 14	7,210	1,965	241	95	1,055	1,604	915	271	153	37	78	2	0 - 14
15 - 24	22,121	1,679	1,081	514	3,261	4,453	2,373	814	776	169	118	11	15 - 24
25 - 44	63,723	5,100	2,773	1,610	9,739	10,502	6,792	3,000	2,400	1,662	306	46	25 - 44
45+	17,459	1,970	5,650	358	2,943	2,268	1,431	1,036	695	514	109	8	45+
?	751	66	337	12	101	54	41	1,438	37	24	3	-	?
Total	111,264	9,709	4,611	2,589	17,099	18,981	11,449	5,159	4,061	2,405	614	69	Totaal
Sub-urban areas													
0 - 14	6,349	472	99	52	1,053	2,565	598	172	174	78	89	12	0 - 14
15 - 24	4,700	290	132	113	1,211	3,477	208	61	64	104	39	5	15 - 24
25 - 44	10,428	652	270	345	1,423	2,153	932	452	272	72	1	1	25 - 44
45+	3,649	305	70	70	642	932	257	176	151	275	47	12	45+
?	109	8	2	2	17	4	8	4	9	13	4	-	?
Total	25,235	1,727	572	582	3,785	6,925	2,325	1,268	1,152	1,847	259	47	Totaal
Industrial compounds													
0 - 14	5	1	-	-	1	-	1	-	-	2	-	-	0 - 14
15 - 24	777	128	16	13	45	23	208	61	64	5	-	-	15 - 24
25 - 44	3,130	597	49	34	240	130	637	452	272	72	1	1	25 - 44
45+	943	184	220	16	97	39	140	188	69	37	-	-	45+
?	13	2	2	-	1	2	3	1	2	2	-	-	?
Total	4,868	911	1,081	60	384	194	989	642	407	116	1	2	Totaal
Mine compounds													
0 - 14	202	37	49	3	62	22	11	4	1	10	3	-	0 - 14
15 - 24	11,581	2,154	673	102	856	653	388	1,956	62	4,716	6	-	15 - 24
25 - 44	17,354	3,043	1,087	268	1,568	1,202	352	4,146	168	5,518	3	-	25 - 44
45+	3,377	853	232	55	377	1,72	77	984	37	581	4	-	45+
?	66	14	5	-	6	2	1	11	27	27	-	-	?
Total	32,580	6,101	2,046	488	2,859	2,051	829	7,101	268	10,852	16	-	Totaal
Construction gangs													
0 - 14	56	4	12	4	9	24	2	1	2	-	-	-	0 - 14
15 - 24	39	2	6	5	8	10	2	3	3	-	-	-	15 - 24
25 - 44	52	11	9	3	7	14	2	2	4	-	-	-	25 - 44
45+	26	3	4	2	8	9	-	-	-	-	-	-	45+
?	-	-	-	-	-	-	-	-	-	-	-	-	?
Total	173	20	31	14	32	57	4	6	9	-	-	-	Totaal

TABLE 55 - TYPE OF RESIDENTIAL AREA BY HOME LANGUAGE AND AGE

Type of residential area and age groups	Home language - Huistaal										Total	Type woongebied en ouderdoms-groepe	
	Xhosa	Zulu Zoeloe	Swazi	Ndebele	Seshoe-shoe	Tswana	Sepedi	Shan-gaan Sjan-gaan	Venda	Other Bantu Ander Bantoe			Afri-kaans
Government areas													
0 - 14	843	102	292	19	215	84	48	38	6	8	11	-	0 - 14
15 - 24	1,705	321	454	74	284	209	118	193	17	37	21	-	15 - 24
25 - 44	3,098	967	94	47	433	312	262	346	51	209	32	-	25 - 44
45+	912	133	242	29	147	89	78	84	23	56	17	-	45+
?	19	3	5	2	4	5	-	-	-	-	-	-	?
Total	6,577	904	1,960	218	1,033	699	506	661	97	310	81	1	Totaal
Farms owned by Whites													
0 - 14	236	672	673	81	644	177	80	61	38	11	42	-	0 - 14
15 - 24	1,145	98	293	35	252	92	78	81	94	45	19	-	15 - 24
25 - 44	2,500	251	552	89	541	154	132	143	144	392	24	-	25 - 44
45+	1,300	181	326	32	354	37	43	45	53	116	15	-	45+
?	54	13	10	3	2	-	1	11	11	12	-	-	?
Total	7,133	779	1,853	238	1,793	510	334	341	330	576	100	2	Totaal
Other													
0 - 14	34	16	4	5	2	5	-	3	-	2	-	-	0 - 14
15 - 24	41	9	1	4	8	11	10	4	-	3	-	-	15 - 24
25 - 44	79	19	9	4	12	10	3	5	1	3	-	-	25 - 44
45+	19	3	3	-	7	2	-	-	-	-	-	-	45+
?	-	-	-	-	-	-	-	-	-	-	-	-	?
Total	173	47	17	11	29	28	13	12	1	5	-	-	Totaal
Total													
0 - 14	194,541	18,741	5,740	1,658	34,870	34,605	15,438	10,912	5,920	1,040	983	45	0 - 14
15 - 24	112,835	11,945	3,641	1,255	17,259	19,378	9,021	6,920	3,251	5,305	554	29	15 - 24
25 - 44	245,457	26,271	7,503	3,451	38,187	37,607	21,859	19,403	9,883	10,180	1,004	95	25 - 44
45+	94,047	11,458	2,365	1,101	17,690	14,590	6,771	6,122	3,196	2,170	534	45	45+
?	1,500	215	58	24	163	163	173	145	121	86	9	2	?
Total	648,740	68,657	19,307	7,489	108,161	106,604	53,262	43,502	22,371	18,781	3,084	216	Totaal

MALE

Type of residential area and age groups	Home language - Huisstaal										English Engels	Other Bantu Ander Bantoe	Venda	Afri-kaans	Type woongebied en ouderdomsgroepe																																																																																																																																																																																																																																																																																																																																																																																																																																																																																																																																																																																																																																																																																																	
	Xhosa	Zulu Zoeloe	Swazi	Ndebele	Seshee-shoe	Tswana	Sepedi	Shan-gaan Sjan-gaan	Tswana	Sepedi																																																																																																																																																																																																																																																																																																																																																																																																																																																																																																																																																																																																																																																																																																						
Municipal locations																	O - 14	8,141	29,390	2,607	694	15,213	14,429	6,693	5,033	2,691	449	383	17	Munisipale lokasies	15 - 24	2,838	11,318	986	236	5,161	5,806	2,932	1,333	651	95	167	5	O - 14	25 - 44	6,007	21,154	1,826	619	10,714	10,988	6,264	5,546	3,852	592	250	16	15 - 24	45+	3,639	10,579	854	340	6,787	5,550	2,759	2,422	1,484	499	150	10	25 - 44	?	42	136	11	4	58	46	72	40	39	7	-	-	45+	Total	20,667	72,577	6,284	1,893	37,933	36,519	18,080	14,376	8,217	1,642	950	48	Total	Municipal compounds														O - 14	64	16	-	-	19	1	3	1	8	1	-	-	Munisipale kampongs	15 - 24	2,014	372	17	16	108	214	155	162	138	10	3	-	O - 14	25 - 44	12,100	3,748	127	181	6,714	1,314	1,379	1,457	766	131	2	-	15 - 24	45+	3,985	926	30	70	302	507	418	507	322	53	2	-	25 - 44	?	132	51	1	1	1	7	16	16	19	1	-	-	45+	Total	18,245	5,612	175	268	1,101	2,043	1,971	2,143	1,253	196	7	-	Total	Other urban areas														O - 14	3,358	410	943	46	457	755	380	133	78	24	34	1	Ander stedelike gebiede	15 - 24	2,014	372	17	16	108	214	155	162	138	10	3	-	O - 14	25 - 44	12,100	3,748	127	181	6,714	1,314	1,379	1,457	766	131	2	-	15 - 24	45+	3,985	926	30	70	302	507	418	507	322	53	2	-	25 - 44	?	10,060	597	198	239	986	1,872	1,657	981	465	42	4	-	45+	Total	52,636	3,048	1,112	1,477	4,944	5,693	7,057	4,358	3,735	2,068	183	24	Total	Sub-urban areas														O - 14	3,056	234	48	28	497	1,207	295	81	85	48	41	3	Sub-stedelike gebiede	15 - 24	2,553	123	43	27	287	526	335	235	247	79	17	-	O - 14	25 - 44	6,173	279	1,126	275	373	980	625	474	435	1,320	37	7	15 - 24	45+	2,320	169	429	56	313	537	176	163	136	266	25	10	25 - 44	?	83	6	33	2	5	3	5	4	8	13	4	-	45+	Total	14,185	811	2,609	440	1,675	3,203	1,436	1,009	911	1,726	124	20	Total	Industrial compounds														O - 14	2	1	-	-	-	-	-	-	-	1	-	-	Nywerheidskampongs	15 - 24	775	213	15	13	44	23	203	61	64	5	-	-	O - 14	25 - 44	3,184	596	644	34	239	130	636	452	272	70	1	1	15 - 24	45+	943	184	220	13	97	140	128	140	69	37	-	-	25 - 44	?	13	2	2	-	1	1	2	1	2	2	-	-	45+	Total	4,857	1,080	80	60	381	194	987	642	407	113	1	2	Total	Mine compounds														O - 14	107	23	2	-	33	12	5	2	-	5	1	-	Mynkampongs	15 - 24	11,515	2,138	654	101	842	645	386	1,955	62	4,716	2	-	O - 14	25 - 44	17,254	3,020	265	8	1,527	1,189	350	4,139	166	5,516	2	-	15 - 24	45+	3,350	848	223	55	371	1,70	75	983	37	581	2	-	25 - 44	?	66	14	5	-	6	2	1	11	-	27	-	-	45+	Total	32,292	6,043	1,978	27	2,779	2,018	817	7,090	265	10,845	7	-	Total	Construction gangs														O - 14	31	9	2	-	3	13	-	-	1	-	-	-	Aanlegspanne	15 - 24	25	2	3	-	4	4	2	2	3	-	-	-	O - 14	25 - 44	37	10	4	-	5	8	2	2	4	-	-	-	15 - 24	45+	14	2	3	-	4	4	-	-	-	-	-	-	25 - 44	?	-	-	-	-	-	-	-	-	-	-	-	-	45+	Total	107	21	8	-	16	29	4	4	8	-	-	-	Total
O - 14	8,141	29,390	2,607	694	15,213	14,429	6,693	5,033	2,691	449	383	17	Munisipale lokasies																																																																																																																																																																																																																																																																																																																																																																																																																																																																																																																																																																																																																																																																																																			
15 - 24	2,838	11,318	986	236	5,161	5,806	2,932	1,333	651	95	167	5	O - 14																																																																																																																																																																																																																																																																																																																																																																																																																																																																																																																																																																																																																																																																																																			
25 - 44	6,007	21,154	1,826	619	10,714	10,988	6,264	5,546	3,852	592	250	16	15 - 24																																																																																																																																																																																																																																																																																																																																																																																																																																																																																																																																																																																																																																																																																																			
45+	3,639	10,579	854	340	6,787	5,550	2,759	2,422	1,484	499	150	10	25 - 44																																																																																																																																																																																																																																																																																																																																																																																																																																																																																																																																																																																																																																																																																																			
?	42	136	11	4	58	46	72	40	39	7	-	-	45+																																																																																																																																																																																																																																																																																																																																																																																																																																																																																																																																																																																																																																																																																																			
Total	20,667	72,577	6,284	1,893	37,933	36,519	18,080	14,376	8,217	1,642	950	48	Total																																																																																																																																																																																																																																																																																																																																																																																																																																																																																																																																																																																																																																																																																																			
Municipal compounds														O - 14	64	16	-	-	19	1	3	1	8	1	-	-	Munisipale kampongs	15 - 24	2,014	372	17	16	108	214	155	162	138	10	3	-	O - 14	25 - 44	12,100	3,748	127	181	6,714	1,314	1,379	1,457	766	131	2	-	15 - 24	45+	3,985	926	30	70	302	507	418	507	322	53	2	-	25 - 44	?	132	51	1	1	1	7	16	16	19	1	-	-	45+	Total	18,245	5,612	175	268	1,101	2,043	1,971	2,143	1,253	196	7	-	Total	Other urban areas														O - 14	3,358	410	943	46	457	755	380	133	78	24	34	1	Ander stedelike gebiede	15 - 24	2,014	372	17	16	108	214	155	162	138	10	3	-	O - 14	25 - 44	12,100	3,748	127	181	6,714	1,314	1,379	1,457	766	131	2	-	15 - 24	45+	3,985	926	30	70	302	507	418	507	322	53	2	-	25 - 44	?	10,060	597	198	239	986	1,872	1,657	981	465	42	4	-	45+	Total	52,636	3,048	1,112	1,477	4,944	5,693	7,057	4,358	3,735	2,068	183	24	Total	Sub-urban areas														O - 14	3,056	234	48	28	497	1,207	295	81	85	48	41	3	Sub-stedelike gebiede	15 - 24	2,553	123	43	27	287	526	335	235	247	79	17	-	O - 14	25 - 44	6,173	279	1,126	275	373	980	625	474	435	1,320	37	7	15 - 24	45+	2,320	169	429	56	313	537	176	163	136	266	25	10	25 - 44	?	83	6	33	2	5	3	5	4	8	13	4	-	45+	Total	14,185	811	2,609	440	1,675	3,203	1,436	1,009	911	1,726	124	20	Total	Industrial compounds														O - 14	2	1	-	-	-	-	-	-	-	1	-	-	Nywerheidskampongs	15 - 24	775	213	15	13	44	23	203	61	64	5	-	-	O - 14	25 - 44	3,184	596	644	34	239	130	636	452	272	70	1	1	15 - 24	45+	943	184	220	13	97	140	128	140	69	37	-	-	25 - 44	?	13	2	2	-	1	1	2	1	2	2	-	-	45+	Total	4,857	1,080	80	60	381	194	987	642	407	113	1	2	Total	Mine compounds														O - 14	107	23	2	-	33	12	5	2	-	5	1	-	Mynkampongs	15 - 24	11,515	2,138	654	101	842	645	386	1,955	62	4,716	2	-	O - 14	25 - 44	17,254	3,020	265	8	1,527	1,189	350	4,139	166	5,516	2	-	15 - 24	45+	3,350	848	223	55	371	1,70	75	983	37	581	2	-	25 - 44	?	66	14	5	-	6	2	1	11	-	27	-	-	45+	Total	32,292	6,043	1,978	27	2,779	2,018	817	7,090	265	10,845	7	-	Total	Construction gangs														O - 14	31	9	2	-	3	13	-	-	1	-	-	-	Aanlegspanne	15 - 24	25	2	3	-	4	4	2	2	3	-	-	-	O - 14	25 - 44	37	10	4	-	5	8	2	2	4	-	-	-	15 - 24	45+	14	2	3	-	4	4	-	-	-	-	-	-	25 - 44	?	-	-	-	-	-	-	-	-	-	-	-	-	45+	Total	107	21	8	-	16	29	4	4	8	-	-	-	Total																																																																																																					
O - 14	64	16	-	-	19	1	3	1	8	1	-	-	Munisipale kampongs																																																																																																																																																																																																																																																																																																																																																																																																																																																																																																																																																																																																																																																																																																			
15 - 24	2,014	372	17	16	108	214	155	162	138	10	3	-	O - 14																																																																																																																																																																																																																																																																																																																																																																																																																																																																																																																																																																																																																																																																																																			
25 - 44	12,100	3,748	127	181	6,714	1,314	1,379	1,457	766	131	2	-	15 - 24																																																																																																																																																																																																																																																																																																																																																																																																																																																																																																																																																																																																																																																																																																			
45+	3,985	926	30	70	302	507	418	507	322	53	2	-	25 - 44																																																																																																																																																																																																																																																																																																																																																																																																																																																																																																																																																																																																																																																																																																			
?	132	51	1	1	1	7	16	16	19	1	-	-	45+																																																																																																																																																																																																																																																																																																																																																																																																																																																																																																																																																																																																																																																																																																			
Total	18,245	5,612	175	268	1,101	2,043	1,971	2,143	1,253	196	7	-	Total																																																																																																																																																																																																																																																																																																																																																																																																																																																																																																																																																																																																																																																																																																			
Other urban areas														O - 14	3,358	410	943	46	457	755	380	133	78	24	34	1	Ander stedelike gebiede	15 - 24	2,014	372	17	16	108	214	155	162	138	10	3	-	O - 14	25 - 44	12,100	3,748	127	181	6,714	1,314	1,379	1,457	766	131	2	-	15 - 24	45+	3,985	926	30	70	302	507	418	507	322	53	2	-	25 - 44	?	10,060	597	198	239	986	1,872	1,657	981	465	42	4	-	45+	Total	52,636	3,048	1,112	1,477	4,944	5,693	7,057	4,358	3,735	2,068	183	24	Total	Sub-urban areas														O - 14	3,056	234	48	28	497	1,207	295	81	85	48	41	3	Sub-stedelike gebiede	15 - 24	2,553	123	43	27	287	526	335	235	247	79	17	-	O - 14	25 - 44	6,173	279	1,126	275	373	980	625	474	435	1,320	37	7	15 - 24	45+	2,320	169	429	56	313	537	176	163	136	266	25	10	25 - 44	?	83	6	33	2	5	3	5	4	8	13	4	-	45+	Total	14,185	811	2,609	440	1,675	3,203	1,436	1,009	911	1,726	124	20	Total	Industrial compounds														O - 14	2	1	-	-	-	-	-	-	-	1	-	-	Nywerheidskampongs	15 - 24	775	213	15	13	44	23	203	61	64	5	-	-	O - 14	25 - 44	3,184	596	644	34	239	130	636	452	272	70	1	1	15 - 24	45+	943	184	220	13	97	140	128	140	69	37	-	-	25 - 44	?	13	2	2	-	1	1	2	1	2	2	-	-	45+	Total	4,857	1,080	80	60	381	194	987	642	407	113	1	2	Total	Mine compounds														O - 14	107	23	2	-	33	12	5	2	-	5	1	-	Mynkampongs	15 - 24	11,515	2,138	654	101	842	645	386	1,955	62	4,716	2	-	O - 14	25 - 44	17,254	3,020	265	8	1,527	1,189	350	4,139	166	5,516	2	-	15 - 24	45+	3,350	848	223	55	371	1,70	75	983	37	581	2	-	25 - 44	?	66	14	5	-	6	2	1	11	-	27	-	-	45+	Total	32,292	6,043	1,978	27	2,779	2,018	817	7,090	265	10,845	7	-	Total	Construction gangs														O - 14	31	9	2	-	3	13	-	-	1	-	-	-	Aanlegspanne	15 - 24	25	2	3	-	4	4	2	2	3	-	-	-	O - 14	25 - 44	37	10	4	-	5	8	2	2	4	-	-	-	15 - 24	45+	14	2	3	-	4	4	-	-	-	-	-	-	25 - 44	?	-	-	-	-	-	-	-	-	-	-	-	-	45+	Total	107	21	8	-	16	29	4	4	8	-	-	-	Total																																																																																																																																																																																																							
O - 14	3,358	410	943	46	457	755	380	133	78	24	34	1	Ander stedelike gebiede																																																																																																																																																																																																																																																																																																																																																																																																																																																																																																																																																																																																																																																																																																			
15 - 24	2,014	372	17	16	108	214	155	162	138	10	3	-	O - 14																																																																																																																																																																																																																																																																																																																																																																																																																																																																																																																																																																																																																																																																																																			
25 - 44	12,100	3,748	127	181	6,714	1,314	1,379	1,457	766	131	2	-	15 - 24																																																																																																																																																																																																																																																																																																																																																																																																																																																																																																																																																																																																																																																																																																			
45+	3,985	926	30	70	302	507	418	507	322	53	2	-	25 - 44																																																																																																																																																																																																																																																																																																																																																																																																																																																																																																																																																																																																																																																																																																			
?	10,060	597	198	239	986	1,872	1,657	981	465	42	4	-	45+																																																																																																																																																																																																																																																																																																																																																																																																																																																																																																																																																																																																																																																																																																			
Total	52,636	3,048	1,112	1,477	4,944	5,693	7,057	4,358	3,735	2,068	183	24	Total																																																																																																																																																																																																																																																																																																																																																																																																																																																																																																																																																																																																																																																																																																			
Sub-urban areas														O - 14	3,056	234	48	28	497	1,207	295	81	85	48	41	3	Sub-stedelike gebiede	15 - 24	2,553	123	43	27	287	526	335	235	247	79	17	-	O - 14	25 - 44	6,173	279	1,126	275	373	980	625	474	435	1,320	37	7	15 - 24	45+	2,320	169	429	56	313	537	176	163	136	266	25	10	25 - 44	?	83	6	33	2	5	3	5	4	8	13	4	-	45+	Total	14,185	811	2,609	440	1,675	3,203	1,436	1,009	911	1,726	124	20	Total	Industrial compounds														O - 14	2	1	-	-	-	-	-	-	-	1	-	-	Nywerheidskampongs	15 - 24	775	213	15	13	44	23	203	61	64	5	-	-	O - 14	25 - 44	3,184	596	644	34	239	130	636	452	272	70	1	1	15 - 24	45+	943	184	220	13	97	140	128	140	69	37	-	-	25 - 44	?	13	2	2	-	1	1	2	1	2	2	-	-	45+	Total	4,857	1,080	80	60	381	194	987	642	407	113	1	2	Total	Mine compounds														O - 14	107	23	2	-	33	12	5	2	-	5	1	-	Mynkampongs	15 - 24	11,515	2,138	654	101	842	645	386	1,955	62	4,716	2	-	O - 14	25 - 44	17,254	3,020	265	8	1,527	1,189	350	4,139	166	5,516	2	-	15 - 24	45+	3,350	848	223	55	371	1,70	75	983	37	581	2	-	25 - 44	?	66	14	5	-	6	2	1	11	-	27	-	-	45+	Total	32,292	6,043	1,978	27	2,779	2,018	817	7,090	265	10,845	7	-	Total	Construction gangs														O - 14	31	9	2	-	3	13	-	-	1	-	-	-	Aanlegspanne	15 - 24	25	2	3	-	4	4	2	2	3	-	-	-	O - 14	25 - 44	37	10	4	-	5	8	2	2	4	-	-	-	15 - 24	45+	14	2	3	-	4	4	-	-	-	-	-	-	25 - 44	?	-	-	-	-	-	-	-	-	-	-	-	-	45+	Total	107	21	8	-	16	29	4	4	8	-	-	-	Total																																																																																																																																																																																																																																																																																																									
O - 14	3,056	234	48	28	497	1,207	295	81	85	48	41	3	Sub-stedelike gebiede																																																																																																																																																																																																																																																																																																																																																																																																																																																																																																																																																																																																																																																																																																			
15 - 24	2,553	123	43	27	287	526	335	235	247	79	17	-	O - 14																																																																																																																																																																																																																																																																																																																																																																																																																																																																																																																																																																																																																																																																																																			
25 - 44	6,173	279	1,126	275	373	980	625	474	435	1,320	37	7	15 - 24																																																																																																																																																																																																																																																																																																																																																																																																																																																																																																																																																																																																																																																																																																			
45+	2,320	169	429	56	313	537	176	163	136	266	25	10	25 - 44																																																																																																																																																																																																																																																																																																																																																																																																																																																																																																																																																																																																																																																																																																			
?	83	6	33	2	5	3	5	4	8	13	4	-	45+																																																																																																																																																																																																																																																																																																																																																																																																																																																																																																																																																																																																																																																																																																			
Total	14,185	811	2,609	440	1,675	3,203	1,436	1,009	911	1,726	124	20	Total																																																																																																																																																																																																																																																																																																																																																																																																																																																																																																																																																																																																																																																																																																			
Industrial compounds														O - 14	2	1	-	-	-	-	-	-	-	1	-	-	Nywerheidskampongs	15 - 24	775	213	15	13	44	23	203	61	64	5	-	-	O - 14	25 - 44	3,184	596	644	34	239	130	636	452	272	70	1	1	15 - 24	45+	943	184	220	13	97	140	128	140	69	37	-	-	25 - 44	?	13	2	2	-	1	1	2	1	2	2	-	-	45+	Total	4,857	1,080	80	60	381	194	987	642	407	113	1	2	Total	Mine compounds														O - 14	107	23	2	-	33	12	5	2	-	5	1	-	Mynkampongs	15 - 24	11,515	2,138	654	101	842	645	386	1,955	62	4,716	2	-	O - 14	25 - 44	17,254	3,020	265	8	1,527	1,189	350	4,139	166	5,516	2	-	15 - 24	45+	3,350	848	223	55	371	1,70	75	983	37	581	2	-	25 - 44	?	66	14	5	-	6	2	1	11	-	27	-	-	45+	Total	32,292	6,043	1,978	27	2,779	2,018	817	7,090	265	10,845	7	-	Total	Construction gangs														O - 14	31	9	2	-	3	13	-	-	1	-	-	-	Aanlegspanne	15 - 24	25	2	3	-	4	4	2	2	3	-	-	-	O - 14	25 - 44	37	10	4	-	5	8	2	2	4	-	-	-	15 - 24	45+	14	2	3	-	4	4	-	-	-	-	-	-	25 - 44	?	-	-	-	-	-	-	-	-	-	-	-	-	45+	Total	107	21	8	-	16	29	4	4	8	-	-	-	Total																																																																																																																																																																																																																																																																																																																																																																																																											
O - 14	2	1	-	-	-	-	-	-	-	1	-	-	Nywerheidskampongs																																																																																																																																																																																																																																																																																																																																																																																																																																																																																																																																																																																																																																																																																																			
15 - 24	775	213	15	13	44	23	203	61	64	5	-	-	O - 14																																																																																																																																																																																																																																																																																																																																																																																																																																																																																																																																																																																																																																																																																																			
25 - 44	3,184	596	644	34	239	130	636	452	272	70	1	1	15 - 24																																																																																																																																																																																																																																																																																																																																																																																																																																																																																																																																																																																																																																																																																																			
45+	943	184	220	13	97	140	128	140	69	37	-	-	25 - 44																																																																																																																																																																																																																																																																																																																																																																																																																																																																																																																																																																																																																																																																																																			
?	13	2	2	-	1	1	2	1	2	2	-	-	45+																																																																																																																																																																																																																																																																																																																																																																																																																																																																																																																																																																																																																																																																																																			
Total	4,857	1,080	80	60	381	194	987	642	407	113	1	2	Total																																																																																																																																																																																																																																																																																																																																																																																																																																																																																																																																																																																																																																																																																																			
Mine compounds														O - 14	107	23	2	-	33	12	5	2	-	5	1	-	Mynkampongs	15 - 24	11,515	2,138	654	101	842	645	386	1,955	62	4,716	2	-	O - 14	25 - 44	17,254	3,020	265	8	1,527	1,189	350	4,139	166	5,516	2	-	15 - 24	45+	3,350	848	223	55	371	1,70	75	983	37	581	2	-	25 - 44	?	66	14	5	-	6	2	1	11	-	27	-	-	45+	Total	32,292	6,043	1,978	27	2,779	2,018	817	7,090	265	10,845	7	-	Total	Construction gangs														O - 14	31	9	2	-	3	13	-	-	1	-	-	-	Aanlegspanne	15 - 24	25	2	3	-	4	4	2	2	3	-	-	-	O - 14	25 - 44	37	10	4	-	5	8	2	2	4	-	-	-	15 - 24	45+	14	2	3	-	4	4	-	-	-	-	-	-	25 - 44	?	-	-	-	-	-	-	-	-	-	-	-	-	45+	Total	107	21	8	-	16	29	4	4	8	-	-	-	Total																																																																																																																																																																																																																																																																																																																																																																																																																																																																																																													
O - 14	107	23	2	-	33	12	5	2	-	5	1	-	Mynkampongs																																																																																																																																																																																																																																																																																																																																																																																																																																																																																																																																																																																																																																																																																																			
15 - 24	11,515	2,138	654	101	842	645	386	1,955	62	4,716	2	-	O - 14																																																																																																																																																																																																																																																																																																																																																																																																																																																																																																																																																																																																																																																																																																			
25 - 44	17,254	3,020	265	8	1,527	1,189	350	4,139	166	5,516	2	-	15 - 24																																																																																																																																																																																																																																																																																																																																																																																																																																																																																																																																																																																																																																																																																																			
45+	3,350	848	223	55	371	1,70	75	983	37	581	2	-	25 - 44																																																																																																																																																																																																																																																																																																																																																																																																																																																																																																																																																																																																																																																																																																			
?	66	14	5	-	6	2	1	11	-	27	-	-	45+																																																																																																																																																																																																																																																																																																																																																																																																																																																																																																																																																																																																																																																																																																			
Total	32,292	6,043	1,978	27	2,779	2,018	817	7,090	265	10,845	7	-	Total																																																																																																																																																																																																																																																																																																																																																																																																																																																																																																																																																																																																																																																																																																			
Construction gangs														O - 14	31	9	2	-	3	13	-	-	1	-	-	-	Aanlegspanne	15 - 24	25	2	3	-	4	4	2	2	3	-	-	-	O - 14	25 - 44	37	10	4	-	5	8	2	2	4	-	-	-	15 - 24	45+	14	2	3	-	4	4	-	-	-	-	-	-	25 - 44	?	-	-	-	-	-	-	-	-	-	-	-	-	45+	Total	107	21	8	-	16	29	4	4	8	-	-	-	Total																																																																																																																																																																																																																																																																																																																																																																																																																																																																																																																																																																																																															
O - 14	31	9	2	-	3	13	-	-	1	-	-	-	Aanlegspanne																																																																																																																																																																																																																																																																																																																																																																																																																																																																																																																																																																																																																																																																																																			
15 - 24	25	2	3	-	4	4	2	2	3	-	-	-	O - 14																																																																																																																																																																																																																																																																																																																																																																																																																																																																																																																																																																																																																																																																																																			
25 - 44	37	10	4	-	5	8	2	2	4	-	-	-	15 - 24																																																																																																																																																																																																																																																																																																																																																																																																																																																																																																																																																																																																																																																																																																			
45+	14	2	3	-	4	4	-	-	-	-	-	-	25 - 44																																																																																																																																																																																																																																																																																																																																																																																																																																																																																																																																																																																																																																																																																																			
?	-	-	-	-	-	-	-	-	-	-	-	-	45+																																																																																																																																																																																																																																																																																																																																																																																																																																																																																																																																																																																																																																																																																																			
Total	107	21	8	-	16	29	4	4	8	-	-	-	Total																																																																																																																																																																																																																																																																																																																																																																																																																																																																																																																																																																																																																																																																																																			

MALE

Type of residential area and age groups	Home language - Huisstaal										English Engels	Other Bantu Ander Bantoe	Venda	Afri-kaans	Type woongebied en ouderdomsgroepe																																																																																																																																																																																																																																																																																																																																																																																											
	Xhosa	Zulu Zoeloe	Swazi	Ndebele	Seshee-shoe	Tswana	Sepedi	Shan-gaan Sjan-gaan	Tswana	Sepedi																																																																																																																																																																																																																																																																																																																																																																																																
Government areas																	O - 14	415	143	10	12	106	46	21	17	3	6	7	-	Goewermentsgebiede	15 - 24	938	263	44	16	129	78	67	185	11	31	11	-	O - 14	25 - 44	2,580	769	825	38	302	203	228	328	46	201	29	-	15 - 24	45+	763	105	212	12	105	65	72	79	23	55	15	-	25 - 44	?	8	1	1	-	2	3	-	-	-	-	-	-	45+	Total	4,664	1,444	146	78	644	395	388	609	83	293	62	-	Total	Farms owned by Whites														O - 14	1,087	344	89	27	335	101	45	24	20	4	24	-	Plase wat die eienom van Blankes is	15 - 24	689	166	20	35	116	47	60	73	78	40	9	-	O - 14	25 - 44	1,705	346	54	86	248	79	98	121	126	383	11	-	15 - 24	45+	875	123	217	30	166	55	27	42	50	113	12	-	25 - 44	?	39	10	4	3	181	885	231	271	275	549	56	-	45+	Total	4,395	1,077	132	181	885	282	331	271	275	549	56	-	Total	Other areas														O - 14	12	8	2	-	3	1	-	1	-	-	-	-	Ander gebiede	15 - 24	22	5	-	-	9	7	10	3	-	2	-	-	O - 14	25 - 44	67	16	3	5	7	9	3	5	1	1	-	-	15 - 24	45+	19	3	-	1	7	2	3	-	-	-	-	-	25 - 44	?	-	-	-	-	-	-	-	-	-	-	-	-	45+	Total	120	32	5	6	19	19	13	9	1	3	-	-	Total	Total														O - 14	93,872	31,359	2,807	807	16,663	16,565	7,442	5,282	2,686	538	490	21	Total	15 - 24	58,309	16,716	1,437	651	7,692	8,235	4,849	4,661	1,949	5,094	230	7	O - 14	25 - 44	139,953	38,133	3,084	2,187	16,755	17,717	13,842	15,120	7,431	9,686	410	42	15 - 24	45+	57,352	16,603	1,231	766	9,158	7,801	4,227	5,307	2,791	2,068	248	25	25 - 44	?	1,201	401	87	19	109	77	124	111	98	78	8	-	45+	Total	350,687	103,212	8,586	4,430	50,377	50,395	30,394	30,511	15,153	17,433	1,390	95	Total
O - 14	415	143	10	12	106	46	21	17	3	6	7	-	Goewermentsgebiede																																																																																																																																																																																																																																																																																																																																																																																													
15 - 24	938	263	44	16	129	78	67	185	11	31	11	-	O - 14																																																																																																																																																																																																																																																																																																																																																																																													
25 - 44	2,580	769	825	38	302	203	228	328	46	201	29	-	15 - 24																																																																																																																																																																																																																																																																																																																																																																																													
45+	763	105	212	12	105	65	72	79	23	55	15	-	25 - 44																																																																																																																																																																																																																																																																																																																																																																																													
?	8	1	1	-	2	3	-	-	-	-	-	-	45+																																																																																																																																																																																																																																																																																																																																																																																													
Total	4,664	1,444	146	78	644	395	388	609	83	293	62	-	Total																																																																																																																																																																																																																																																																																																																																																																																													
Farms owned by Whites														O - 14	1,087	344	89	27	335	101	45	24	20	4	24	-	Plase wat die eienom van Blankes is	15 - 24	689	166	20	35	116	47	60	73	78	40	9	-	O - 14	25 - 44	1,705	346	54	86	248	79	98	121	126	383	11	-	15 - 24	45+	875	123	217	30	166	55	27	42	50	113	12	-	25 - 44	?	39	10	4	3	181	885	231	271	275	549	56	-	45+	Total	4,395	1,077	132	181	885	282	331	271	275	549	56	-	Total	Other areas														O - 14	12	8	2	-	3	1	-	1	-	-	-	-	Ander gebiede	15 - 24	22	5	-	-	9	7	10	3	-	2	-	-	O - 14	25 - 44	67	16	3	5	7	9	3	5	1	1	-	-	15 - 24	45+	19	3	-	1	7	2	3	-	-	-	-	-	25 - 44	?	-	-	-	-	-	-	-	-	-	-	-	-	45+	Total	120	32	5	6	19	19	13	9	1	3	-	-	Total	Total														O - 14	93,872	31,359	2,807	807	16,663	16,565	7,442	5,282	2,686	538	490	21	Total	15 - 24	58,309	16,716	1,437	651	7,692	8,235	4,849	4,661	1,949	5,094	230	7	O - 14	25 - 44	139,953	38,133	3,084	2,187	16,755	17,717	13,842	15,120	7,431	9,686	410	42	15 - 24	45+	57,352	16,603	1,231	766	9,158	7,801	4,227	5,307	2,791	2,068	248	25	25 - 44	?	1,201	401	87	19	109	77	124	111	98	78	8	-	45+	Total	350,687	103,212	8,586	4,430	50,377	50,395	30,394	30,511	15,153	17,433	1,390	95	Total																																																																																																					
O - 14	1,087	344	89	27	335	101	45	24	20	4	24	-	Plase wat die eienom van Blankes is																																																																																																																																																																																																																																																																																																																																																																																													
15 - 24	689	166	20	35	116	47	60	73	78	40	9	-	O - 14																																																																																																																																																																																																																																																																																																																																																																																													
25 - 44	1,705	346	54	86	248	79	98	121	126	383	11	-	15 - 24																																																																																																																																																																																																																																																																																																																																																																																													
45+	875	123	217	30	166	55	27	42	50	113	12	-	25 - 44																																																																																																																																																																																																																																																																																																																																																																																													
?	39	10	4	3	181	885	231	271	275	549	56	-	45+																																																																																																																																																																																																																																																																																																																																																																																													
Total	4,395	1,077	132	181	885	282	331	271	275	549	56	-	Total																																																																																																																																																																																																																																																																																																																																																																																													
Other areas														O - 14	12	8	2	-	3	1	-	1	-	-	-	-	Ander gebiede	15 - 24	22	5	-	-	9	7	10	3	-	2	-	-	O - 14	25 - 44	67	16	3	5	7	9	3	5	1	1	-	-	15 - 24	45+	19	3	-	1	7	2	3	-	-	-	-	-	25 - 44	?	-	-	-	-	-	-	-	-	-	-	-	-	45+	Total	120	32	5	6	19	19	13	9	1	3	-	-	Total	Total														O - 14	93,872	31,359	2,807	807	16,663	16,565	7,442	5,282	2,686	538	490	21	Total	15 - 24	58,309	16,716	1,437	651	7,692	8,235	4,849	4,661	1,949	5,094	230	7	O - 14	25 - 44	139,953	38,133	3,084	2,187	16,755	17,717	13,842	15,120	7,431	9,686	410	42	15 - 24	45+	57,352	16,603	1,231	766	9,158	7,801	4,227	5,307	2,791	2,068	248	25	25 - 44	?	1,201	401	87	19	109	77	124	111	98	78	8	-	45+	Total	350,687	103,212	8,586	4,430	50,377	50,395	30,394	30,511	15,153	17,433	1,390	95	Total																																																																																																																																																																																																							
O - 14	12	8	2	-	3	1	-	1	-	-	-	-	Ander gebiede																																																																																																																																																																																																																																																																																																																																																																																													
15 - 24	22	5	-	-	9	7	10	3	-	2	-	-	O - 14																																																																																																																																																																																																																																																																																																																																																																																													
25 - 44	67	16	3	5	7	9	3	5	1	1	-	-	15 - 24																																																																																																																																																																																																																																																																																																																																																																																													
45+	19	3	-	1	7	2	3	-	-	-	-	-	25 - 44																																																																																																																																																																																																																																																																																																																																																																																													
?	-	-	-	-	-	-	-	-	-	-	-	-	45+																																																																																																																																																																																																																																																																																																																																																																																													
Total	120	32	5	6	19	19	13	9	1	3	-	-	Total																																																																																																																																																																																																																																																																																																																																																																																													
Total														O - 14	93,872	31,359	2,807	807	16,663	16,565	7,442	5,282	2,686	538	490	21	Total	15 - 24	58,309	16,716	1,437	651	7,692	8,235	4,849	4,661	1,949	5,094	230	7	O - 14	25 - 44	139,953	38,133	3,084	2,187	16,755	17,717	13,842	15,120	7,431	9,686	410	42	15 - 24	45+	57,352	16,603	1,231	766	9,158	7,801	4,227	5,307	2,791	2,068	248	25	25 - 44	?	1,201	401	87	19	109	77	124	111	98	78	8	-	45+	Total	350,687	103,212	8,586	4,430	50,377	50,395	30,394	30,511	15,153	17,433	1,390	95	Total																																																																																																																																																																																																																																																																																																									
O - 14	93,872	31,359	2,807	807	16,663	16,565	7,442	5,282	2,686	538	490	21	Total																																																																																																																																																																																																																																																																																																																																																																																													
15 - 24	58,309	16,716	1,437	651	7,692	8,235	4,849	4,661	1,949	5,094	230	7	O - 14																																																																																																																																																																																																																																																																																																																																																																																													
25 - 44	139,953	38,133	3,084	2,187	16,755	17,717	13,842	15,120	7,431	9,686	410	42	15 - 24																																																																																																																																																																																																																																																																																																																																																																																													
45+	57,352	16,603	1,231	766	9,158	7,801	4,227	5,307	2,791	2,068	248	25	25 - 44																																																																																																																																																																																																																																																																																																																																																																																													
?	1,201	401	87	19	109	77	124	111	98	78	8	-	45+																																																																																																																																																																																																																																																																																																																																																																																													
Total	350,687	103,212	8,586	4,430	50,377	50,395	30,394	30,511	15,153	17,433	1,390	95	Total																																																																																																																																																																																																																																																																																																																																																																																													

TABLE 55 - TYPE OF RESIDENTIAL AREA BY HOME LANGUAGE AND AGE
FEMALE

Type of residential area and age groups	Home language - Huistaal										Total Totaal	Type woongebied en ouderdoms-groep	
	Xhosa	Zulu Zoeloe	Swazi	Ndebele	Seshee- shoe	Tswana	Sepedi	Shan- gaan Sjan- gaan	Venda	Other Bantu Ander Bantoe			Afri- kaans
Municipal locations													
0 - 14	8,800	31,192	2,681	733	16,579	15,694	7,187	5,328	2,843	443	377	14	Munisipale lokasies
15 - 24	3,537	13,091	1,183	262	6,660	6,986	2,883	1,964	1,152	122	181	6	15 - 24
25 - 44	6,450	21,379	1,990	487	12,809	10,794	5,064	3,734	2,194	222	305	14	25 - 44
45+	27,297	9,046	1,797	185	5,949	5,123	1,566	740	382	37	190	13	45+
?	16	85	6	2	25	43	31	24	14	2	2	-	?
Total	22,087	74,793	6,657	1,669	42,022	38,645	16,731	11,790	6,565	826	1,055	47	Totaal
Municipal compounds													
0 - 14	63	24	-	-	18	1	2	-	4	1	-	-	Munisipale kampongs
15 - 24	95	17	-	-	18	10	14	-	2	-	-	-	0 - 14
25 - 44	203	48	10	5	38	34	13	3	5	2	1	-	15 - 24
45+	57	14	-	-	17	7	2	-	-	-	-	-	25 - 44
?	1	-	-	-	-	-	-	-	-	-	-	-	45+
Total	419	103	-	-	91	52	31	3	11	3	1	-	Totaal
Other urban areas													
0 - 14	3,852	484	1,022	49	588	849	435	138	75	18	44	1	Ander stedelike gebiede
15 - 24	12,933	1,172	3,228	272	2,263	3,268	1,029	134	81	53	90	10	0 - 14
25 - 44	34,098	3,662	2,178	669	7,272	7,653	2,942	404	137	220	228	28	15 - 24
45+	7,399	1,343	282	119	1,957	1,396	371	55	25	49	67	4	25 - 44
?	346	40	22	3	65	30	15	10	8	3	2	2	45+
Total	58,628	6,661	3,499	1,112	12,185	13,198	4,392	801	326	338	431	45	Totaal
Sub-urban areas													
0 - 14	3,293	238	51	24	586	1,358	303	91	89	30	48	9	Sub-stedelike gebiede
15 - 24	2,147	167	89	34	361	685	175	62	45	25	22	5	0 - 14
25 - 44	4,255	373	178	70	852	1,223	327	95	91	57	43	11	15 - 24
45+	1,329	136	32	14	329	455	81	11	15	9	22	2	25 - 44
?	26	2	1	12	-	1	3	-	1	-	-	-	45+
Total	11,050	916	351	142	2,110	3,722	889	259	241	121	135	27	Totaal
Industrial compounds													
0 - 14	3	-	-	-	1	-	1	-	-	1	-	-	Nywerheidskampongs
15 - 24	2	1	1	-	1	-	1	-	-	2	-	-	0 - 14
25 - 44	6	1	-	-	1	-	1	-	-	-	-	-	15 - 24
45+	-	-	-	-	-	-	-	-	-	-	-	-	25 - 44
?	-	-	-	-	-	-	-	-	-	-	-	-	45+
Total	11	1	1	-	3	-	2	-	-	3	-	-	Totaal
Mine compounds													
0 - 14	95	14	25	-	29	10	6	2	1	5	2	-	Mynkampongs
15 - 24	66	19	14	1	14	8	2	1	-	-	4	-	0 - 14
25 - 44	100	23	15	3	31	13	2	7	2	2	1	-	15 - 24
45+	27	5	9	-	6	2	2	1	-	-	2	-	25 - 44
?	-	-	-	-	-	-	-	-	-	-	-	-	45+
Total	288	58	68	2	80	33	12	11	3	7	9	-	Totaal
Construction gangs													
0 - 14	85	1	3	-	6	11	-	1	1	-	-	-	Amlegsang
15 - 24	14	-	1	-	4	6	-	1	-	-	-	-	0 - 14
25 - 44	15	1	5	-	2	2	-	-	-	-	-	-	15 - 24
45+	12	1	1	-	4	5	-	-	-	-	-	-	25 - 44
?	-	-	-	-	-	-	-	-	-	-	-	-	45+
Total	66	3	10	-	16	28	-	2	-	-	-	-	Totaal

TABLE 55 - TYPE OF RESIDENTIAL AREA BY HOME LANGUAGE AND AGE
FEMALE

Type of residential area and age groups	Home language - Huistaal										Total Totaal	Type woongebied en ouderdoms-groep	
	Xhosa	Zulu Zoeloe	Swazi	Ndebele	Seshee- shoe	Tswana	Sepedi	Shan- gaan Sjan- gaan	Venda	Other Bantu Ander Bantoe			Afri- kaans
Government areas													
0 - 14	428	58	149	8	109	38	27	21	3	2	4	-	Governmentgebiede
15 - 24	767	218	191	10	105	131	51	18	6	6	10	1	0 - 14
25 - 44	558	76	142	2	131	109	34	18	5	8	3	-	15 - 24
45+	149	28	30	2	42	24	6	5	-	1	2	-	25 - 44
?	11	2	4	-	2	2	-	-	-	-	-	-	45+
Total	1,913	382	516	29	389	304	116	52	14	17	19	1	Totaal
Farms owned by Whites													
0 - 14	1,017	112	328	35	309	76	35	37	18	7	18	-	Plase wat die elendom van Blankes is
15 - 24	456	53	127	23	136	43	18	8	16	5	10	-	0 - 14
25 - 44	825	98	206	22	293	75	34	22	18	9	13	-	15 - 24
45+	425	58	109	14	168	32	16	3	3	5	3	1	25 - 44
?	15	3	6	-	2	-	-	-	-	3	-	-	45+
Total	2,738	324	776	94	903	228	103	70	55	29	44	1	Totaal
Other													
0 - 14	22	8	1	2	2	4	-	2	-	-	-	-	Ander
15 - 24	19	4	2	1	5	4	-	1	-	-	-	-	0 - 14
25 - 44	12	3	1	1	3	-	-	1	-	2	-	-	15 - 24
45+	-	-	-	-	-	-	-	-	-	-	-	-	25 - 44
?	-	-	-	-	-	-	-	-	-	-	-	-	45+
Total	53	15	4	4	10	9	-	3	-	2	-	-	Totaal
Total													
0 - 14	100,669	9,739	33,229	851	18,207	18,041	7,996	5,620	3,034	502	493	24	Totaal
15 - 24	54,526	5,184	17,561	604	9,567	11,143	4,172	2,239	1,302	211	317	22	0 - 14
25 - 44	105,514	10,695	31,891	1,264	21,432	19,890	8,017	4,283	2,452	524	594	53	15 - 24
45+	36,695	4,869	11,165	335	8,472	7,049	2,044	815	405	101	286	20	25 - 44
?	649	63	238	5	106	86	49	34	23	8	4	2	45+
Total	299,053	30,550	94,084	3,059	57,784	56,209	22,278	12,991	7,216	1,346	1,694	121	Totaal

TABLE 57 - BIRTHPLACE BY AGE

TABLE 57 - GEBORTEPLEK VOLGENS OUDERDOM

Birthplace Totaal	Age groups - Ouderdomsgroepe												Geboorteplek	
	0-14		15-19		20-24		25-64		65+		?			
	M.	F.-V.	M.	F.-V.	M.	F.-V.	M.	F.-V.	M.	F.-V.	M.	F.-V.		
South Africa	92,917	99,350	20,788	21,607	28,676	30,926	158,216	124,074	4,586	5,585	1,041	595	Stuid-Afrika	
Cape	47,207	1,192	1,264	764	3,202	2,202	2,202	14,010	627	866	134	40	Keap	
Natal	68,126	1,543	1,601	1,237	4,032	3,136	32,776	19,333	1,085	1,186	236	115	Natal	
Transvaal	431,356	89,129	17,132	18,560	20,272	23,373	91,212	71,802	2,085	2,337	514	310	Transvaal	
O.F.S.	38,645	1,032	1,471	707	946	1,984	11,318	18,069	757	1,177	55	82	O.V.S.	
South Africa (so stated)	3,007	223	245	64	100	183	934	858	32	9	80	48	Stuid-Afrika (so opgegeev)	
Other in Africa													Ander in Afrika	
South West Africa	122	3	2		5	6	82	19	2				Stuides-Afrika	
British countries and colonies	2,214	28	34	15	77	13	1,902	72	49	1	15		Britse lande en kolonies	
Rhodesia (South)	1,972	3	1	168	471	13	1,287	14	19	2	6		Rhodesië (Suid)	
Rhodesia (North)	1,749	70	58	27	14	63	1,321	126	30	5	11		Rhodesië (Noord)	
Rhodesia (so stated)	4,411	20	21	88	6	355	10	3,758	68	2	31		Rhodesië (so opgegeev)	
Nyasaland	20,247	570	862	374	299	631	719	8,228	251	336	24	4	Njassaland	
Basutoland	5,006	85	127	75	142	182	371	7,023	67	127	12	16	Basoetoland	
Swaziland	7,522	187	231	163	91	396	278	4,314	1,661	79	81	6	Swazieland	
Bechuanaland	1,975	4	1	403	614	1	20	7	4	1	7		Tanganjika	
Tanganyika	39	3	1										Ander	
Other													Portugese gebiede	
Portuguese territories	13,380	15	12	2,277	2	2,677	13	9,229	47	80	4		Mosambiek	
Mozambique	11,529			1,279		439							Angola	
Other	1,747												Ander	
Other territories in Africa	261	3	5	38	1	52	1	14	1	2	1		Ander gebiede in Afrika	
Other and unspecified	232	27	24	5	7	6	10	88	67	6	8		Ander en ongespesifiseer	
Total	649,033	93,935	100,730	23,682	22,178	34,644	32,375	192,108	136,123	5,259	6,146	1,203	650	Totaal

BANTU
TABLE 58 - RELIGION BY AGE

TABLE 58 - GODSDIENS VOLGENS OUDERDOM

Religion	Age groups - Ouderdomsgroepe												Godsdiens
	0-14		15-19		20-24		25-64		65+				
	M.	F.-V.	M.	F.-V.	M.	F.-V.	M.	F.-V.	M.	F.-V.	M.	F.-V.	
Total	21,410	3,213	3,551	684	785	809	1,198	5,365	5,434	158	213		Nederdits Gereformeerde
Totaal	2,443	471	481	90	91	77	121	547	524	15	26		Gereformeerde
Nederdits Hervormde	1,685	289	292	60	68	62	83	383	411	19	18		Nederdits Hervormde
Anglican	70,222	10,928	11,878	2,322	2,643	2,988	3,749	17,716	16,591	615	802		Anglikaans
Methodist	79,371	11,433	12,523	2,459	2,784	3,439	4,375	21,022	19,801	665	870		Metodiste
Presbyterian	11,895	1,781	1,771	412	392	581	616	3,409	2,742	84	107		Presbiteriaanse
Congregational	3,444	429	444	97	108	143	174	1,171	827	21	30		Congregational
Lutheran	58,708	7,455	8,079	1,691	2,027	2,577	3,329	14,576	13,132	410	412		Lutherse
Roman Catholic	58,271	8,591	9,417	2,144	2,037	3,464	3,135	16,677	12,090	312	404		Rooms-katolieke
Apostolic Faith Mission	3,032	463	455	114	106	146	190	832	731	29	26		Apostoliese Geeloofsending
Baptist	3,912	619	634	139	194	161	266	821	986	36	46		Baptiste
Seventh Day Adventist	3,115	504	567	115	98	117	177	780	691	24	42		Sewende Dag Adventiste
Other Christian	41,711	6,210	6,801	1,246	1,476	1,814	2,374	11,400	9,686	343	361		Ander Christelike
Bantu Christian	186,117	34,740	36,827	6,854	7,828	6,944	9,456	39,946	39,522	1,673	2,327		Bantoe Christelike
Other	600	80	68	20	14	29	27	243	106	11	2		Ander
Object to state and no religion	76,523	5,777	5,571	4,164	868	8,577	1,652	42,425	6,792	513	190		Maak beswaar en geen godsdiens
?	31,433	2,204	2,131	1,081	658	2,693	1,450	14,757	6,031	276	152		?
Total	648,958	95,187	101,490	23,662	22,177	34,641	32,372	192,070	136,107	5,204	6,028		Totaal

1/ Includes age unspecified

1/ Sluit ouderdom ongespesifiseer in

BANTU
TABLE 59 - BIRTHPLACE BY INDUSTRY

BANTOES
TABLE 59 - GEBORTEPLEK VOLGENS NYWERHEID

Birthplace and sex	Industry divisions - Nywerheidsafdelings										Total Totaal	Geboorteplek en geslag											
	Agriculture Landbou	Mining Mynwese	Manufacturing Fabriekswese	Construction Konstruksie	Electricity Elektrisiteit	Commerce - Handel		Transport Vervoer	Services Dienste	Unemployed Onbeskuldig			Not economically active Niekonomiesbedrywig										
						Wholesale and retail trade Groot- en kleinhandel	Motor trade Motorhandel							Other Ander									
South Africa	M. 3,579 F. 1,142 T. 4,721	M. 11,130 F. 5,301 T. 16,431	M. 48,905 F. 5,301 T. 54,206	M. 14,065 F. 1,405 T. 15,470	M. 4,585 F. 4,549 T. 9,134	M. 27,886 F. 1,785 T. 29,671	M. 4,894 F. 4,918 T. 9,812	M. 9,250 F. 2,219 T. 11,469	M. 7,411 F. 7,468 T. 14,879	M. 51,532 F. 20,928 T. 72,460	M. 105,291 F. 187,772 T. 293,063	M. 22,712 F. 20,928 T. 43,640	M. 1,505 F. 9,271 T. 10,776	M. 2,475 F. 13,659 T. 16,134	M. 99,074 F. 151,320 T. 250,394	M. 1,996 F. 13,162 T. 15,158	M. 241 F. 360 T. 601	M. 4 F. 10 T. 14	M. 46 F. 84 T. 130	M. 8 F. 12 T. 20	M. 97 F. 153 T. 250	M. 58 F. 70 T. 128	M. 106,828 F. 197,778 T. 304,606
Cape	M. 342 F. 13 T. 355	M. 6,775 F. 356 T. 7,131	M. 3,302 F. 356 T. 3,658	M. 1,463 F. 4 T. 1,467	M. 2,136 F. 2 T. 2,138	M. 1,854 F. 1,140 T. 2,994	M. 353 F. 354 T. 707	M. 188 F. 39 T. 227	M. 7,440 F. 8,137 T. 15,577	M. 1,542 F. 1,095 T. 2,637	M. 1,505 F. 9,271 T. 10,776	M. 2,475 F. 13,659 T. 16,134	M. 99,074 F. 151,320 T. 250,394	M. 1,996 F. 13,162 T. 15,158	M. 241 F. 360 T. 601	M. 4 F. 10 T. 14	M. 46 F. 84 T. 130	M. 8 F. 12 T. 20	M. 97 F. 153 T. 250	M. 58 F. 70 T. 128	M. 106,828 F. 197,778 T. 304,606		
Natal	M. 473 F. 17 T. 490	M. 1,870 F. 1 T. 1,871	M. 8,285 F. 557 T. 8,842	M. 1,707 F. 1 T. 1,708	M. 489 F. 489 T. 978	M. 5,826 F. 269 T. 6,095	M. 1,041 F. 29 T. 1,070	M. 5,669 F. 1,046 T. 6,715	M. 9,615 F. 10,473 T. 20,088	M. 2,892 F. 1,808 T. 4,700	M. 2,475 F. 13,659 T. 16,134	M. 99,074 F. 151,320 T. 250,394	M. 1,996 F. 13,162 T. 15,158	M. 241 F. 360 T. 601	M. 4 F. 10 T. 14	M. 46 F. 84 T. 130	M. 8 F. 12 T. 20	M. 97 F. 153 T. 250	M. 58 F. 70 T. 128	M. 106,828 F. 197,778 T. 304,606			
Transvaal	M. 2,448 F. 95 T. 2,543	M. 1,997 F. 23 T. 2,020	M. 28,446 F. 3,910 T. 32,356	M. 9,460 F. 23 T. 9,483	M. 1,883 F. 9 T. 1,892	M. 17,565 F. 1,144 T. 18,709	M. 2,995 F. 16 T. 3,011	M. 3,033 F. 16 T. 3,049	M. 32,236 F. 37,749 T. 69,985	M. 16,652 F. 16,575 T. 33,227	M. 99,074 F. 151,320 T. 250,394	M. 1,996 F. 13,162 T. 15,158	M. 241 F. 360 T. 601	M. 4 F. 10 T. 14	M. 46 F. 84 T. 130	M. 8 F. 12 T. 20	M. 97 F. 153 T. 250	M. 58 F. 70 T. 128	M. 106,828 F. 197,778 T. 304,606				
O.F.S.	M. 215 F. 14 T. 229	M. 483 F. 14 T. 497	M. 3,753 F. 475 T. 4,228	M. 1,843 F. 5 T. 1,848	M. 121 F. 3 T. 124	M. 2,549 F. 176 T. 2,725	M. 488 F. 2 T. 490	M. 133 F. 28 T. 161	M. 518 F. 7 T. 525	M. 1,783 F. 8,446 T. 10,229	M. 1,996 F. 13,162 T. 15,158	M. 241 F. 360 T. 601	M. 4 F. 10 T. 14	M. 46 F. 84 T. 130	M. 8 F. 12 T. 20	M. 97 F. 153 T. 250	M. 58 F. 70 T. 128	M. 106,828 F. 197,778 T. 304,606					
South Africa (So stated)	M. 1,515 F. 1,491 T. 3,006	M. 5 F. 3 T. 8	M. 129 F. 3 T. 132	M. 66 F. 3 T. 69	M. 6 F. 6 T. 12	M. 92 F. 6 T. 98	M. 16 F. 16 T. 32	M. 227 F. 229 T. 456	M. 70 F. 70 T. 140	M. 458 F. 1,075 T. 1,533	M. 241 F. 360 T. 601	M. 4 F. 10 T. 14	M. 46 F. 84 T. 130	M. 8 F. 12 T. 20	M. 97 F. 153 T. 250	M. 58 F. 70 T. 128	M. 106,828 F. 197,778 T. 304,606						
Other in Africa	M. 94 F. 28 T. 122	M. 35 F. 35 T. 70	M. 5 F. 7 T. 12	M. 6 F. 6 T. 12	M. 1 F. 1 T. 2	M. 5 F. 5 T. 10	M. 1 F. 1 T. 2	M. 1 F. 1 T. 2	M. 2 F. 2 T. 4	M. 20 F. 35 T. 55	M. 4 F. 10 T. 14	M. 4 F. 10 T. 14	M. 9 F. 15 T. 24	M. 33 F. 33 T. 66	M. 12 F. 15 T. 27	M. 8 F. 12 T. 20	M. 20 F. 25 T. 45	M. 12 F. 14 T. 26	M. 8 F. 11 T. 19	M. 20 F. 25 T. 45	M. 106,828 F. 197,778 T. 304,606		
South West Africa	M. 28 F. 122 T. 150	M. 35 F. 35 T. 70	M. 5 F. 7 T. 12	M. 6 F. 6 T. 12	M. 1 F. 1 T. 2	M. 5 F. 5 T. 10	M. 1 F. 1 T. 2	M. 1 F. 1 T. 2	M. 2 F. 2 T. 4	M. 20 F. 35 T. 55	M. 4 F. 10 T. 14	M. 4 F. 10 T. 14	M. 9 F. 15 T. 24	M. 33 F. 33 T. 66	M. 12 F. 15 T. 27	M. 8 F. 12 T. 20	M. 20 F. 25 T. 45	M. 12 F. 14 T. 26	M. 8 F. 11 T. 19	M. 20 F. 25 T. 45	M. 106,828 F. 197,778 T. 304,606		
British colonies	M. 2,086 F. 128 T. 2,214	M. 21 F. 21 T. 42	M. 178 F. 2 T. 180	M. 114 F. 114 T. 228	M. 4 F. 4 T. 8	M. 156 F. 156 T. 312	M. 24 F. 24 T. 48	M. 28 F. 28 T. 56	M. 16 F. 16 T. 32	M. 227 F. 229 T. 456	M. 70 F. 70 T. 140	M. 4 F. 10 T. 14	M. 4 F. 10 T. 14	M. 9 F. 15 T. 24	M. 33 F. 33 T. 66	M. 12 F. 15 T. 27	M. 8 F. 12 T. 20	M. 20 F. 25 T. 45	M. 12 F. 14 T. 26	M. 8 F. 11 T. 19	M. 20 F. 25 T. 45	M. 106,828 F. 197,778 T. 304,606	
Rhodesia (South)	M. 1,954 F. 18 T. 1,972	M. 431 F. 431 T. 862	M. 60 F. 60 T. 120	M. 25 F. 25 T. 50	M. 4 F. 4 T. 8	M. 39 F. 39 T. 78	M. 4 F. 4 T. 8	M. 4 F. 4 T. 8	M. 4 F. 4 T. 8	M. 296 F. 296 T. 592	M. 33 F. 33 T. 66	M. 4 F. 10 T. 14	M. 4 F. 10 T. 14	M. 9 F. 15 T. 24	M. 33 F. 33 T. 66	M. 12 F. 15 T. 27	M. 8 F. 12 T. 20	M. 20 F. 25 T. 45	M. 12 F. 14 T. 26	M. 8 F. 11 T. 19	M. 20 F. 25 T. 45	M. 106,828 F. 197,778 T. 304,606	
Rhodesia (North)	M. 1,522 F. 223 T. 1,745	M. 7 F. 7 T. 14	M. 107 F. 7 T. 114	M. 80 F. 80 T. 160	M. 4 F. 4 T. 8	M. 127 F. 127 T. 254	M. 21 F. 21 T. 42	M. 28 F. 28 T. 56	M. 23 F. 23 T. 46	M. 830 F. 54 T. 884	M. 113 F. 113 T. 226	M. 4 F. 10 T. 14	M. 4 F. 10 T. 14	M. 9 F. 15 T. 24	M. 33 F. 33 T. 66	M. 12 F. 15 T. 27	M. 8 F. 12 T. 20	M. 20 F. 25 T. 45	M. 12 F. 14 T. 26	M. 8 F. 11 T. 19	M. 20 F. 25 T. 45	M. 106,828 F. 197,778 T. 304,606	
Rhodesia (so stated)	M. 1,522 F. 223 T. 1,745	M. 7 F. 7 T. 14	M. 107 F. 7 T. 114	M. 80 F. 80 T. 160	M. 4 F. 4 T. 8	M. 127 F. 127 T. 254	M. 21 F. 21 T. 42	M. 28 F. 28 T. 56	M. 23 F. 23 T. 46	M. 830 F. 54 T. 884	M. 113 F. 113 T. 226	M. 4 F. 10 T. 14	M. 4 F. 10 T. 14	M. 9 F. 15 T. 24	M. 33 F. 33 T. 66	M. 12 F. 15 T. 27	M. 8 F. 12 T. 20	M. 20 F. 25 T. 45	M. 12 F. 14 T. 26	M. 8 F. 11 T. 19	M. 20 F. 25 T. 45	M. 106,828 F. 197,778 T. 304,606	
Nyasaland	M. 4,320 F. 91 T. 4,411	M. 893 F. 2 T. 895	M. 361 F. 2 T. 363	M. 115 F. 115 T. 230	M. 71 F. 71 T. 142	M. 159 F. 159 T. 318	M. 17 F. 17 T. 34	M. 32 F. 32 T. 64	M. 43 F. 43 T. 86	M. 1,812 F. 1,812 T. 3,624	M. 147 F. 147 T. 294	M. 4 F. 10 T. 14	M. 4 F. 10 T. 14	M. 9 F. 15 T. 24	M. 33 F. 33 T. 66	M. 12 F. 15 T. 27	M. 8 F. 12 T. 20	M. 20 F. 25 T. 45	M. 12 F. 14 T. 26	M. 8 F. 11 T. 19	M. 20 F. 25 T. 45	M. 106,828 F. 197,778 T. 304,606	

BANTU
TABLE 59 - BIRTHPLACE BY INDUSTRY

BANTOES
TABLE 59 - GEBORTEPLEK VOLGENS NYWERHEID

Birthplace and sex	Industry divisions - Nywerheidsafdelings										Total Totaal	Geboorteplek en geslag											
	Agriculture Landbou	Mining Mynwese	Manufacturing Fabriekswese	Construction Konstruksie	Electricity Elektrisiteit	Commerce - Handel		Transport Vervoer	Services Dienste	Unemployed Onbeskuldig			Not economically active Niekonomiesbedrywig										
						Wholesale and retail trade Groot- en kleinhandel	Motor trade Motorhandel							Other Ander									
Other in Africa (continued)	M. 169 F. 22 T. 191	M. 2,241 F. 149 T. 2,390	M. 1,758 F. 149 T. 1,907	M. 1,183 F. 1,184 T. 2,367	M. 198 F. 200 T. 398	M. 800 F. 866 T. 1,666	M. 100 F. 100 T. 200	M. 48 F. 53 T. 101	M. 915 F. 919 T. 1,834	M. 607 F. 1,181 T. 1,788	M. 824 F. 7,963 T. 8,787	M. 4 F. 10 T. 14	M. 4 F. 10 T. 14	M. 9 F. 15 T. 24	M. 33 F. 33 T. 66	M. 12 F. 15 T. 27	M. 8 F. 12 T. 20	M. 20 F. 25 T. 45	M. 12 F. 14 T. 26	M. 8 F. 11 T. 19	M. 20 F. 25 T. 45	M. 106,828 F. 197,778 T. 304,606	
Basutoland	M. 10,078 F. 10,169 T. 20,247	M. 2,241 F. 149 T. 2,390	M. 1,758 F. 149 T. 1,907	M. 1,183 F. 1,184 T. 2,367	M. 198 F. 200 T. 398	M. 800 F. 866 T. 1,666	M. 100 F. 100 T. 200	M. 48 F. 53 T. 101	M. 915 F. 919 T. 1,834	M. 607 F. 1,181 T. 1,788	M. 824 F. 7,963 T. 8,787	M. 4 F. 10 T. 14	M. 4 F. 10 T. 14	M. 9 F. 15 T. 24	M. 33 F. 33 T. 66	M. 12 F. 15 T. 27	M. 8 F. 12 T. 20	M. 20 F. 25 T. 45	M. 12 F. 14 T. 26	M. 8 F. 11 T. 19	M. 20 F. 25 T. 45	M. 106,828 F. 197,778 T. 304,606	
Swaziland	M. 2,200 F. 2,806 T. 5,006	M. 408 F. 408 T. 816	M. 416 F. 40 T. 456	M. 182 F. 183 T. 365	M. 17 F. 17 T. 34	M. 252 F. 266 T. 518	M. 52 F. 52 T. 104	M. 32 F. 38 T. 70	M. 68 F. 68 T. 136	M. 856 F. 1,419 T. 2,275	M. 201 F. 1,164 T. 1,327	M. 163 F. 1,164 T. 1,327	M. 4 F. 10 T. 14	M. 4 F. 10 T. 14	M. 9 F. 15 T. 24	M. 33 F. 33 T. 66	M. 12 F. 15 T. 27	M. 8 F. 12 T. 20	M. 20 F. 25 T. 45	M. 12 F. 14 T. 26	M. 8 F. 11 T. 19	M. 20 F. 25 T. 45	M. 106,828 F. 197,778 T. 304,606
Bechuanaland	M. 5,154 F. 2,368 T. 7,522	M. 1,355 F. 26 T. 1,381	M. 702 F. 26 T. 728	M. 567 F. 569 T. 1,136	M. 61 F. 61 T. 122	M. 411 F. 417 T. 828	M. 54 F. 54 T. 108	M. 60 F. 62 T. 122	M. 176 F. 176 T. 352	M. 1,228 F. 2,202 T. 3,430	M. 212 F. 1,237 T. 1,485	M. 248 F. 1,237 T. 1,485	M. 4 F. 10 T. 14	M. 4 F. 10 T. 14	M. 9 F. 15 T. 24	M. 33 F. 33 T. 66	M. 12 F. 15 T. 27	M. 8 F. 12 T. 20	M. 20 F. 25 T. 45	M. 12 F. 14 T. 26	M. 8 F. 11 T. 19	M. 20 F. 25 T. 45	M. 106,828 F. 197,778 T. 304,606
Tanganyika	M. 1,970 F. 5 T. 1,975	M. 1,930 F. 9 T. 1,939	M. 9 F. 9 T. 18	M. 1 F. 1 T. 2	M. 1 F. 1 T. 2	M. 2 F. 2 T. 4	M. 2 F. 2 T. 4	M. 2 F. 2 T. 4	M. 2 F. 2 T. 4	M. 17 F. 18 T. 35	M. 5 F. 5 T. 10	M. 4 F. 10 T. 14	M. 4 F. 10 T. 14	M. 9 F. 15 T. 24	M. 33 F. 33 T. 66	M. 12 F. 15 T. 27	M. 8 F. 12 T. 20	M. 20 F. 25 T. 45	M. 12 F. 14 T. 26	M. 8 F. 11 T. 19	M. 20 F. 25 T. 45	M. 106,828 F. 197,778 T. 304,606	
Other	M. 27 F. 12 T. 39	M. 1 F. 1 T. 2	M. 2 F. 2 T. 4	M. 1 F. 1 T. 2	M. 1 F. 1 T. 2	M. 2 F. 2 T. 4	M. 2 F. 2 T. 4	M. 2 F. 2 T. 4	M. 2 F. 2 T. 4	M. 13 F. 13 T. 26	M. 3 F. 3 T. 6	M. 4 F. 10 T. 14	M. 4 F. 10 T. 14	M. 9 F. 15 T. 24	M. 33 F. 33 T. 66	M. 12 F. 15 T. 27	M. 8 F. 12 T. 20	M. 20 F. 25 T. 45	M. 12 F. 14 T. 26	M. 8 F. 11 T. 19	M. 20 F. 25 T. 45	M. 106,828 F. 197,778 T. 304,606	
Portuguese territories	M. 13,302 F. 78 T. 13,380	M. 11,865 F. 1 T. 11,866	M. 200 F. 204 T. 404	M. 41 F. 41 T. 82	M. 1 F. 1 T. 2	M. 67 F. 68 T. 135	M. 15 F. 15 T. 30	M. 13 F. 13 T. 26	M. 8 F. 8 T. 16	M. 888 F. 888 T. 1,776	M. 141 F. 145 T. 286	M. 34 F. 48 T. 82	M. 4 F. 10 T. 14	M. 4 F. 10 T. 14	M. 9 F. 15 T. 24	M. 33 F. 33 T. 66	M. 12						

TABLE 62 - INDUSTRY BY IDENTITY OF EMPLOYER

TABLE 62 - NYWERHEID VOLGENS IDENTITEIT VAN WERKGEWER

Industry divisions	Total	Identity of employer - Identiteit van werkgewer											Not economically active N/werheidsafdelings
		Public authorities Openbare owerhede				Subsidiary public authorities Onderge-skatte openbare owerhede	Public subsidized institutions Openbare gesubsidieerde instellings	Public corporations Openbare korporasies			Private business enterprises Private besigheidsondernemings	Non-profit organizations Niewinssige organisasies	
		Government Regering	Provincial Provinsiaal	Local authorities Plaaslike owerhede	Bantu authorities Bantoe owerhede			S.A.P. and S.A.A. S.A.P. en S.A.A.	Other Ander	Private business enterprises Private besigheidsondernemings			
					Government Regering	Provincial Provinsiaal	Local authorities Plaaslike owerhede				Bantu authorities Bantoe owerhede	S.A.P. and S.A.A. S.A.P. en S.A.A.	
Agriculture	M. 4,851 F. 166 T. 5,017	-	-	6	-	10	-	-	-	4,822	-	13	M. V. T.
Mining	M. 33,005 F. 11 T. 33,016	-	-	1	-	1	-	-	1	33,000	-	-	M. V. T.
Manufacturing	M. 47,734 F. 5,531 T. 53,265	4	205	2	2	2	525	646	46,319	-	3	-	M. V. T.
Construction	M. 16,394 F. 44 T. 16,438	92	2,541	3	352	1	1,203	3	12,054	-	7	-	M. V. T.
Electricity	M. 4,895 F. 18 T. 4,913	1	3,378	7	8	-	5	1,460	43	-	-	-	M. V. T.
Commerce Wholesale and retail trade	M. 29,908 F. 1,843 T. 31,751	5	75	1	-	2	5	8	29,808	-	4	-	M. V. T.
Motor trade	M. 5,190 F. 25 T. 5,215	2	4	4	-	-	-	-	5,184	-	-	-	M. V. T.
Other	M. 9,500 F. 233 T. 9,733	109	22	1	-	-	2	14	9,351	-	2	-	M. V. T.
Transport	M. 8,661 F. 61 T. 8,722	1,085	178	2	2	-	4,594	-	2,821	-	1	-	M. V. T.
Services	M. 59,473 F. 70,645 T. 130,118	3,605	14,178	320	1	790	555	127	11,610	21,785	3,496	-	M. V. T.

TABLE 62 - INDUSTRY BY IDENTITY OF EMPLOYER

TABLE 62 - NYWERHEID VOLGENS IDENTITEIT VAN WERKGEWER

Industry divisions	Total	Identity of employer - Identiteit van werkgewer											Not economically active N/werheidsafdelings
		Public authorities Openbare owerhede				Subsidiary public authorities Onderge-skatte openbare owerhede	Public subsidized institutions Openbare gesubsidieerde instellings	Public corporations Openbare korporasies			Private business enterprises Private besigheidsondernemings	Non-profit organizations Niewinssige organisasies	
		Government Regering	Provincial Provinsiaal	Local authorities Plaaslike owerhede	Bantu authorities Bantoe owerhede			S.A.P. and S.A.A. S.A.P. en S.A.A.	Other Ander	Private business enterprises Private besigheidsondernemings			
					Government Regering	Provincial Provinsiaal	Local authorities Plaaslike owerhede				Bantu authorities Bantoe owerhede	S.A.P. and S.A.A. S.A.P. en S.A.A.	
Unemployed and unspecified	M. 24,332 F. 21,847 T. 46,239	10	3	14	1	2	18	1	1,720	-	8	22,615	M. V. T.
Total economically active	M. 244,003 F. 100,424 T. 344,427	4,961	3,107	20,602	685	3	811	2,260	156,732	21,785	3,534	22,615	M. V. T.
Not economically active	M. 106,828 F. 197,778 T. 304,606	-	-	-	-	-	-	-	-	-	-	8	M. V. T.
Total	M. 350,831 F. 298,202 T. 649,033	4,961	3,107	20,602	685	3	811	2,260	156,732	21,785	3,534	22,615	M. V. T.

1/ Includes unemployed and unspecified

1/ Sluit in werkloos en ongespesifiseer

Major occupational groups	Industry divisions - Nywerheidsafdelings											Unemployed and unclassified workers on special-fiseer wig	
	Total Totaal	Agriculture Landbou	Mining Mynwese	Manufacturing Fabriekswese	Construction Konstruksie	Electricity Elektrisiteit	Commerce - Handel		Transport Vervoer	Services Dienste	Unemployed and unclassified workers on special-fiseer wig		
							Wholesale and retail trade Groot- en kleinhandel	Motor trade Motorhandel					Other Ander
Professional, technical and related worker	M. 1,755 F. 3,358 T. 5,113	1 - 1	3 4 7	63 4 67	6 - 6	2 - 2	33 2 35	1 - 1	4 1 5	6 4 10	1,621 3,230 4,911	15 53 68	Hoofberoeps-groep
Administrative, executive and managerial worker Public administrative official	M. 6 F. - T. -	- - -	- - -	- - -	- - -	- - -	- - -	1 - -	- - -	- - -	5 - -	- - -	Professionele, tegniese en verwante werker
Managerial worker	M. 416 F. 95 T. 511	- - -	- - -	23 1 24	207 - 207	- - -	18 4 22	14 - 14	1 - 1	69 1 70	82 89 171	2 - 2	Administratiewe, uitvoerende en besturende werker Openbare administratiewe beamppte
Clerical worker	M. 5,123 F. 404 T. 5,527	4 - 4	156 1 157	1,147 61 1,208	192 1 193	17 - 17	1,045 1,129 1,174	105 3 108	349 13 362	269 6 275	1,688 1,70 1,858	151 20 171	Klerklike werker
Sales worker Working proprietor	M. 1,494 F. 123 T. 1,617	- - -	- - -	- - -	- - -	- - -	1,494 1,123 1,617	- - -	- - -	- - -	- - -	- - -	Verkoopswerker Werkende eienaar
Other	M. 3,812 F. 784 T. 4,596	1 - 1	5 - 5	268 31 299	6 - 6	- - -	2,491 683 3,124	686 1 687	149 20 169	16 - 16	143 98 236	37 6 43	Ander Boer, visser, bosbou- en verwante werker Boer, plaaswerker, bosbouwerker
Farmer, fisherman, lumberman and related worker Farmer, farmworker, lumberman	M. 8,032 F. 177 T. 8,209	4,727 142 4,869	4 - 4	36 4 40	20 - 20	- - -	23 4 27	2 - 2	39 20 39	5 - 5	3,100 3,120	76 7 83	Ander
Other	M. 1 F. - T. -	- - -	- - -	- - -	- - -	- - -	- - -	- - -	- - -	- - -	1 - -	- - -	Ander
Miner, quarryman and related worker	M. 55 F. - T. 55	- - -	43 - 49	2 - 2	1 - 1	- - -	- - -	- - -	1 - 1	- - -	- - -	2 - 2	Myn-, steengroef- en verwante werker

Major occupational groups	Industry divisions - Nywerheidsafdelings											Unemployed and unclassified workers on special-fiseer wig	
	Total Totaal	Agriculture Landbou	Mining Mynwese	Manufacturing Fabriekswese	Construction Konstruksie	Electricity Elektrisiteit	Commerce - Handel		Transport Vervoer	Services Dienste	Unemployed and unclassified workers on special-fiseer wig		
							Wholesale and retail trade Groot- en kleinhandel	Motor trade Motorhandel					Other Ander
Worker in transport and communication	M. 18,978 F. 86 T. 19,064	52 3 55	35 1 36	4,391 20 4,411	484 1 485	55 - 55	7,642 27 7,669	873 1 874	683 2 685	2,063 5 2,068	2,131 22 2,153	569 4 573	Hoofberoeps-groep
Craftsman, production worker and labourer Labourer	M. 118,726 F. 2,617 T. 121,343	10 1 11	32,207 2 32,209	28,885 1,560 30,445	12,329 27 12,356	4,435 13 4,448	13,938 493 14,431	2,832 9 2,841	587 10 597	5,512 22 5,534	14,714 269 15,003	3,277 191 3,468	Hoofberoeps-groep
Other	M. 17,609 F. 3,715 T. 21,324	18 4 22	38 - 38	10,839 3,432 14,271	2,936 10 2,946	75 - 75	2,037 136 2,173	428 3 432	158 - 158	180 2 182	630 65 695	269 63 332	Ander
Service, sports and recreation worker	M. 48,341 F. 69,033 T. 117,374	47 26 73	512 4 516	2,026 409 2,435	202 4 206	313 3 316	1,214 313 1,527	228 8 236	7,827 187 7,714	542 21 563	35,318 1,462 36,780	412 1,462 1,894	Diens-, sport- en ontspannings- werker
Unemployed and unspecified	M. 19,655 F. 20,032 T. 39,687	5 8 13	1 1 2	51 9 60	11 9 12	1 - 1	28 6 34	4 - 4	9 - 9	6 - 6	19,511 10 19,998	38 - 39,509	Ander
Total economically active	M. 244,003 F. 100,424 T. 344,427	4,865 0,384 5,049	33,010 12 33,022	47,731 5,531 53,262	16,394 44 16,438	4,898 18 4,916	29,863 1,870 31,833	5,185 25 5,210	9,507 233 9,740	8,668 61 8,729	59,461 70,622 130,083	24,321 21,824 46,145	Totaal ekonomies bedrywig
Not economically active	M. 106,828 F. 197,778 T. 304,606	- - -	- - -	- - -	- - -	- - -	- - -	- - -	- - -	- - -	- - -	- - -	Nie-ekonomies bedrywig
Total	M. 350,831 F. 298,202 T. 649,033	4,865 184 5,049	33,010 12 33,022	47,731 5,531 53,262	16,394 44 16,438	4,898 18 4,916	29,863 1,870 31,833	5,185 25 5,210	9,507 233 9,740	8,668 61 8,729	59,461 70,622 130,083	24,321 21,824 46,145	Totaal

TABLE 64 - OCCUPATION BY AGE AND WORK STATUS

Major occupational groups and work status	Total Totaal	Age groups - Ouderdomsgroepe												Hoofberoeps-groepe en werkstatus
		-20		20-24		25-34		35-64		65+		?		
		M.	F.-V.	M.	F.-V.	M.	F.-V.	M.	F.-V.	M.	F.-V.			
Professional, technical and related worker	474	1	-	12	-	42	6	300	47	30	2	2	2	Professionele, tegniese en verwante werker
Employer	4,639	9	216	72	980	424	1,349	753	746	75	7	3	3	Werkgever
Employee	5,113	10	216	84	980	466	1,355	1,035	793	105	9	5	5	Werknemer
Total														Totaal
Administrative, executive and managerial worker	-	-	-	-	-	-	-	-	-	-	-	-	-	Administratiewe, uitvoerende en besturende werker
Public administrative official	6	-	-	-	-	-	-	-	-	-	-	-	-	Openbare administratiewe beampte
Employer	6	-	-	-	-	-	-	-	-	-	-	-	-	Werkgever
Employee	6	-	-	-	-	-	-	-	-	-	-	-	-	Werknemer
Total	479	2	2	5	9	56	25	300	54	26	1	1	1	Besturende werker
Managerial worker	32	1	1	1	1	6	2	21	2	-	-	-	-	Werknemer
Employer	511	3	3	6	10	62	27	321	54	26	1	1	1	Totaal
Employee	10	-	-	-	-	-	-	9	1	-	-	-	-	Klerklike werker
Clerical worker	5,517	109	30	730	131	2,045	164	2,180	78	39	-	11	11	Werknemer
Employer	5,527	109	30	730	131	2,045	164	2,189	79	39	-	11	11	Totaal
Employee	1,617	3	1	14	5	198	40	1,192	75	75	2	12	12	Werknemer
Sales worker	1,617	3	1	14	5	198	40	1,192	75	75	2	12	12	Werknemer
Working proprietor 1/	646	6	2	14	11	69	34	384	92	29	4	1	1	Ander
Employer	3,980	152	111	372	180	1,004	203	1,723	141	43	1	9	9	Werknemer
Employee	4,596	158	113	386	191	1,073	242	2,113	233	72	5	10	10	Totaal
Farmer, fisherman, lumberman and related worker	219	6	7	6	4	26	5	133	6	25	1	-	-	Boer, visser, bosbou- en verwante werker
Employer	7,990	666	12	1,153	28	2,305	42	3,387	66	255	5	69	69	Werknemer
Employee	8,209	672	19	1,159	32	2,332	47	3,520	72	280	6	69	69	Totaal
Other	-	-	-	-	-	-	-	-	-	-	-	-	-	Ander
Employer	1	-	-	-	-	-	-	-	-	-	-	-	-	Werknemer
Employee	1	-	-	-	-	-	-	-	-	-	-	-	-	Werknemer
Total	55	4	4	7	7	24	2	20	-	-	-	-	-	Totaal
Miner, quarryman and related worker	55	4	4	7	7	24	2	20	-	-	-	-	-	Werknemer
Employer	55	4	4	7	7	24	2	20	-	-	-	-	-	Werknemer
Employee	55	4	4	7	7	24	2	20	-	-	-	-	-	Totaal

TABLE 64 - OCCUPATION BY AGE AND WORK STATUS

Major occupational groups and work status	Total Totaal	Age groups - Ouderdomsgroepe												Hoofberoeps-groepe en werkstatus
		-20		20-24		25-34		35-64		65+		?		
		M.	F.-V.	M.	F.-V.	M.	F.-V.	M.	F.-V.	M.	F.-V.			
Worker in transport and communication	352	-	-	20	2	78	-	243	1	6	-	-	-	Werknemer
Employer	16,712	705	7	1,962	19	6,035	33	9,743	24	133	-	51	-	Werknemer
Employee	19,054	705	7	1,962	21	6,113	33	9,986	25	139	-	53	-	Totaal
Craftsman, production worker and labourer	121,343	7,536	324	17,242	707	36,868	907	55,435	672	1,145	7	500	-	Arbeider
Labourer	121,343	7,536	324	17,242	707	36,868	907	55,435	672	1,145	7	500	-	Werknemer
Employer	1,811	1	6	29	10	219	45	1,276	131	79	4	11	-	Ander
Employee	19,513	594	298	1,560	882	4,650	1,462	8,601	770	207	1	42	6	Werknemer
Total	21,324	595	304	1,589	992	4,909	1,507	10,177	901	286	5	53	6	Totaal
Service, sports and recreation worker	516	6	6	5	30	22	82	109	253	3	4	1	1	Werknemer
Employer	116,858	1,884	3,842	6,360	11,738	16,298	25,184	22,515	27,131	770	382	374	390	Werknemer
Employee	117,374	1,884	3,848	6,365	11,768	16,320	25,266	22,624	27,384	773	386	375	391	Totaal
Unemployed and unspecified	181	4	8	1	1	29	2	120	8	8	-	73	-	Werknemer
Employer	39,506	4	8	3,991	6,704	4,902	4,168	6,474	2,387	163	57	73	17	Werknemer
Employee	39,687	4	8	3,992	6,705	4,931	4,170	6,594	2,395	171	57	73	17	Totaal
Total economically active	6,305	21	32	106	72	739	239	4,096	668	281	18	30	3	Totaal ekonomiese bedrywig
Employer	338,122	15,549	11,521	33,450	21,470	74,603	33,519	111,153	32,015	2,832	460	1,133	407	Werknemer
Employee	344,427	15,570	11,553	33,556	21,542	75,942	33,758	115,259	32,683	3,113	478	1,163	410	Totaal
Not economically active	304,606	102,047	111,355	1,088	10,833	396	29,130	1,111	40,492	2,146	5,668	40	240	Nie-ekonomiese bedrywig
Total	649,033	117,617	122,303	34,644	32,375	75,738	62,948	116,370	73,175	5,259	6,146	1,203	650	Totaal

1/ Wholesale and retail trade only

1/ Slegs groot- en kleinhandel.

TABLE 65 - LEVEL OF EDUCATION BY INDUSTRY
MALETABLE 65 - ONDERWYSPLEIL VOLGENS NYWERHEID
MANLIK

Level of education	Industry divisions - Nywerheidsafdelings												Unemployed and unskilled workers - Werkloos en onge-spesi-fiseer wig	Not economically active - Nie-ekonomies bedrywig
	Total	Agriculture		Mining	Manufacturing - Fabriekswese	Construction - Konstruksie	Electricity	Commerce - Handel			Transport	Services		
		Landbou	Mynwese					Wholesale and retail trade - Groot- en kleinhandel	Motor trade	Other				
School education only ?	1,687	33	25	99	47	7	112	12	130	27	671	65	459	Slegs skoolonderwys ?
None	162,662	3,155	22,976	15,104	7,877	2,702	8,196	1,339	5,578	3,444	22,798	7,645	61,848	Geen
Up to Std. 2	70,600	810	4,685	8,365	3,145	1,005	5,089	929	1,386	1,420	10,889	3,953	28,924	Tot St. 2
Std. 3 to 5	69,160	667	4,148	13,562	3,423	932	8,869	1,615	1,312	1,844	14,504	7,505	10,779	St. 3 tot 5
Std. 6 and 7	33,689	169	928	8,172	1,450	200	5,710	1,035	623	1,284	6,769	3,890	3,459	St. 6 en 7
Std. 8 and 9	9,606	29	190	1,939	327	40	1,546	224	319	516	2,341	1,037	1,098	St. 8 en 9
Std. 10	1,518	1	14	261	46	6	205	21	77	74	507	125	181	St. 10
Degree only														
Bachelor's Academic Full course	82	-	-	5	-	-	7	-	2	2	41	3	22	Slegs graad Baccalaureus Akademiese Voltooiide kursus
Part of course	42	-	-	1	-	-	3	-	1	-	30	1	6	Gedeelte van kursus
Professional Full course	28	-	-	-	1	-	1	-	-	-	21	3	2	Professionele Voltooiide kursus
Part of course	14	-	-	5	-	1	2	1	-	-	4	-	1	Gedeelte van kursus
Master's Academic Full course	2	-	-	1	-	-	-	-	-	-	-	-	1	Meesters Akademiese Voltooiide kursus
Part of course	2	-	1	-	-	-	-	-	-	-	-	-	1	Gedeelte van kursus
Professional Full course	1	-	-	-	-	-	-	-	-	-	1	-	-	Professionele Voltooiide kursus
Part of course	1	-	1	-	-	-	-	-	-	-	-	-	-	Gedeelte van kursus
Doctor's Academic	2	-	-	-	-	-	-	-	-	-	1	1	-	Doktors Akademiese
Professional	1	-	-	-	-	-	-	-	-	-	1	-	-	Professionele

TABLE 65 - LEVEL OF EDUCATION BY INDUSTRY
MALETABLE 65 - ONDERWYSPLEIL VOLGENS NYWERHEID
MANLIK

Level of education	Industry divisions - Nywerheidsafdelings												Unemployed and unskilled workers - Werkloos en onge-spesi-fiseer wig	Not economically active - Nie-ekonomies bedrywig
	Total	Agriculture		Mining	Manufacturing - Fabriekswese	Construction - Konstruksie	Electricity	Commerce - Handel			Transport	Services		
		Landbou	Mynwese					Wholesale and retail trade - Groot- en kleinhandel	Motor trade	Other				
Diploma only	428	-	9	39	7	4	37	6	17	16	256	28	9	Slegs diploma Met St. 10 Voltooiide kursus
With Std. 10 Full course	10	-	-	-	-	-	1	-	3	1	4	1	-	Gedeelte van kursus
Part of course	1,220	4	29	178	73	1	151	12	51	39	589	62	31	Met St. 9 of laer Voltooiide of gedeelte van kursus
Degree and diploma	63	-	-	2	-	-	1	1	1	2	50	2	4	Graad en diploma Diploma en Baccalaureus Meesters
Master's	1	-	-	1	-	-	-	-	-	-	-	-	-	Doktors
Doctor's	12	-	1	1	-	-	-	-	-	-	5	2	3	Doktors
Total	350,831	4,868	33,007	47,735	16,396	4,898	29,930	5,195	9,500	6,669	59,482	24,323	106,828	Totaal

TABLE 65 - LEVEL OF EDUCATION BY INDUSTRY
FEMALETABLE 65 - ONDERWYSPPEIL VOLGENS NYWERHEID
VROUWLIK

Level of education	Total Totaal	Industry divisions - Nywerheidsafdelings										Unem- ployed and unspe- cified Werk- loosen onges- pesi- fiseer	Not eco- nomic- ally active Nie- eko- nomies bedry- wig
		Agriculture Landbou	Mining Myn- wese	Manu- fact- uring Fab- rieks- wese	Con- struc- tion Kon- struk- sie	Elec- tricity Elektri- siteit	Commerce - Handel		Trans- port	Ser- vices Dienste			
							Wholesale and retail Groot- en Klein handel	Motor trade handel			Other Ander		
School education only ?	1,174	-	-	7	-	-	6	-	555	18	586	Slegs skoolonderwys ?	
None	118,358	109	2	342	14	9	248	3	16,210	3,831	97,543	Geen	
Up to Std. 2	57,798	29	1	398	12	2	197	1	10,615	2,889	43,619	Tot St. 2	
Std. 3 to 5	72,328	27	2	1,817	8	6	601	9	25,163	8,472	36,137	St. 3 tot 5	
Std. 6 and 7	36,179	8	3	2,127	8	1	532	9	13,093	5,001	15,318	St. 6 en 7	
Std. 8 and 9	9,281	4	1	728	1	-	214	4	3,161	1,427	3,709	St. 8 en 9	
Std. 10	377	2	-	13	-	-	15	-	141	50	151	St. 10	
Degree only Bachelor's Academic Full course	10	-	-	-	1	-	-	-	6	1	2	Slegs graad Baccalaureus Akademiese Voltooide kursus	
Part of course	10	-	-	-	-	-	-	-	5	-	5	Gedeelte van kursus	
Professional Full course	2	-	-	-	-	-	1	-	1	-	-	Professionele Voltooide kursus	
Part of course	6	1	-	-	-	-	-	-	1	1	3	Gedeelte van kursus	
Master's Academic Full course	3	1	-	-	-	-	-	-	-	-	2	Meesters Akademiese Voltooide kursus	
Part of course	2	-	-	-	-	-	-	-	2	-	-	Gedeelte van kursus	
Professional Full course	1	-	-	-	-	-	-	-	-	-	1	Professionele Voltooide kursus	
Part of course	1	-	-	-	-	-	-	-	-	-	1	Gedeelte van kursus	
Doctor's Academic Full course	2	-	-	-	-	-	-	-	1	1	-	Doktors Akademiese Voltooide kursus	
Professional	-	-	-	-	-	-	-	-	-	-	-	Professionele	

TABLE 65 - LEVEL OF EDUCATION BY INDUSTRY
FEMALETABLE 65 - ONDERWYSPPEIL VOLGENS NYWERHEID
VROUWLIK

Level of education	Total Totaal	Industry divisions - Nywerheidsafdelings										Unem- ployed and unspe- cified Werk- loosen onges- pesi- fiseer	Not eco- nomic- ally active Nie- eko- nomies bedry- wig
		Agriculture Landbou	Mining Myn- wese	Manu- fact- uring Fab- rieks- wese	Con- struc- tion Kon- struk- sie	Elec- tricity Elektri- siteit	Commerce - Handel		Trans- port	Ser- vices Dienste			
							Wholesale and retail Groot- en Klein handel	Motor trade handel			Other Ander		
Diploma only With Std. 10 Full course	251	-	-	7	-	-	6	-	168	14	54	Slegs diploma Met St. 10 Voltooide kursus	
Part of course	9	-	-	-	-	-	-	-	7	-	2	Gedeelte van kursus	
With Std. 9 or lower Full or part of course	2,393	4	2	92	-	-	23	-	1,512	118	636	Met St. 9 of laer Voltooide of gedeelte van kursus	
Degree and diploma Diploma and Bachelor's	7	-	-	-	-	-	-	-	5	-	2	Graad en diploma Diploma en Baccalaureus	
Master's	1	-	-	-	-	-	-	-	-	-	1	Meesters	
Doctor's	9	-	-	1	-	-	-	-	2	-	6	Doktors	
Total	298,202	185	11	5,532	44	18	1,843	26	70,648	21,823	197,778	Totaal	

Nature of education and sex	Total	Industry divisions - Nywerheidsafdelings							Transport	Services	Unemployed and unspecified workers on special projects	Not economically active
		Agriculture	Mining	Manufacturing	Construction	Electricity	Commerce	Handel				
No special qualifications e.g. degree, diploma, certificate	M.	4,863	32,966	47,521	16,327	4,894	29,748	9,439	8,616	58,546	24,225	106,726
	F.	182	9	5,443	43	18	1,815	229	58	69,067	21,701	197,094
T.	5,045	32,975	52,964	16,370	4,912	31,563	9,668	8,674	127,613	45,926	303,820	
Nature of qualifications General subjects Arts (B.A., M.A., etc.)	M.	101	-	6	1	-	6	1	-	46	7	29
	F.	38	-	-	1	-	1	-	-	11	1	24
T.	139	3	-	6	2	-	7	1	-	57	8	53
Sciences (B.Sc., M.Sc., etc.)	M.	35	-	2	-	-	4	-	1	11	1	14
	F.	5	-	-	-	-	-	-	-	3	-	2
T.	40	-	-	2	-	-	4	-	1	14	1	16
Agriculture, forestry and fishing Degree (B.Agric., etc.)	M.	1	-	-	-	-	-	-	-	-	1	-
	F.	1	-	-	-	-	-	-	-	-	1	-
Diploma	M.	21	-	4	1	-	4	1	-	11	-	-
	F.	21	-	4	1	-	4	1	-	11	-	-
Veterinary (B.V.Sc., etc.)	M.	1	-	-	-	-	-	-	-	1	-	-
	F.	1	-	-	-	-	-	-	-	1	-	-
Mining, quarrying, metallurgy Specialities-blasting certificate, etc.	M.	-	-	-	-	-	-	-	-	-	-	-
	F.	1	-	-	-	-	-	-	-	-	-	-
Manufacturing and construction Engineering B.Sc. Civil	M.	1	-	1	-	-	-	-	-	-	-	-
	F.	1	-	1	-	-	-	-	-	-	-	-
Quantity Surveying (B.Sc. (Q.S.), M.Sc., etc.)	M.	1	-	-	-	-	-	-	-	-	-	-
	F.	1	-	-	-	-	-	-	-	-	-	-
T.	2	-	-	-	-	-	-	-	-	-	-	-

Nature of education and sex	Total	Industry divisions - Nywerheidsafdelings							Transport	Services	Unemployed and unspecified workers on special projects	Not economically active
		Agriculture	Mining	Manufacturing	Construction	Electricity	Commerce	Handel				
Architecture, quantity surveying (Diploma certificate)	M.	1	-	-	-	-	-	-	-	1	-	-
	F.	1	-	-	-	-	-	-	-	1	-	-
Production management	M.	1	-	-	1	-	-	-	-	-	-	-
	F.	1	-	-	-	-	-	-	-	-	-	-
Craftsmanship, artisanship (M.T.C., etc.)	M.	2	-	-	-	-	-	-	-	-	-	-
	F.	1	-	-	-	-	-	-	-	-	-	-
Commerce and finance General (B.Com., M.Com., etc.)	M.	123	-	35	35	-	13	3	5	25	2	2
	F.	39	-	5	5	-	1	-	-	8	4	21
T.	162	-	40	40	35	-	14	3	5	33	6	23
Special (Institute of bankers, actuarial science, etc.)	M.	15	-	2	1	-	2	1	1	6	1	2
	F.	2	-	-	-	-	1	-	-	-	1	-
T.	17	-	-	2	1	-	3	-	1	6	2	2
Legal practice (B.A.L.L.B., etc.)	M.	19	-	3	-	-	3	2	-	8	1	2
	F.	21	-	2	-	-	2	-	1	5	4	7
T.	40	-	5	-	-	5	5	3	13	5	9	7
Medical practice and health services Medical practitioners (M.B.Ch.B., etc.)	M.	10	-	-	-	-	2	1	1	6	1	-
	F.	10	-	-	-	-	-	-	-	-	-	-
T.	20	-	-	-	-	-	2	1	6	1	-	
Auxiliary medical practitioners (physiotherapy, etc.)	M.	16	-	-	-	-	-	-	-	14	-	2
	F.	6	-	-	-	-	-	-	-	6	-	-
T.	22	-	-	-	-	-	-	-	20	-	-	
Nursing and midwifery (D.N.A.)	M.	12	-	-	-	-	-	-	-	12	-	-
	F.	4	-	-	-	-	-	-	-	2	-	2
T.	16	-	-	-	-	-	-	-	14	-	-	
Dispensing chemist (M.P.S., etc.)	M.	22	-	-	-	-	-	-	-	18	3	3
	F.	799	1	2	-	-	2	1	1	655	31	102
T.	821	1	2	-	-	2	1	1	673	31	105	
Dispensing chemist (M.P.S., etc.)	M.	2	-	-	-	-	1	-	-	-	-	-
	F.	1	-	-	-	-	-	-	-	-	-	-
T.	3	-	-	-	-	-	1	-	-	-	-	-

Nature of education and sex	Total Totaal	Industry divisions - Mywerheidsafdelings							Transport	Services	Unemployed and unspecified Merklous en onge-spesifiseer	Not economically active Niekonomiesbedrywig
		Apriculture Landbou	Mining Mynwese	Manufacturing Fabriekswese	Construction Konstruksie	Electricity Elektrisiteit	Commerce Handel	Other				
Education and culture General academic education (B.Ed., M.Ed., etc.)	M. 1,289 F. 1,411 T. 2,700	2 - 2	41 - 41	153 63 216	30 - 30	4 - 4	141 20 161	12 - 12	56 1 57	44 - 44	683 59 1,486	43 465 508
Physical education (B.A. (Phys. Ed.), etc.)	M. 2 F. 2 T. 4	- - -	- - -	- - -	- - -	- - -	1 - 1	- - -	- - -	- - -	- - -	- 1 1
Nursery education	M. 1 F. 25 T. 26	- - -	- - -	- 1 1	- - -	- - -	- - -	- - -	- - -	- - -	1 18 19	- 5 5
Music (B.Mus., certificate or diploma, etc.)	M. 8 F. 2 T. 10	- - -	- - -	3 1 4	- - -	- - -	- - -	- - -	- - -	- - -	4 - 4	- - -
Speech, drama, opera singing (B.A. (speech and elocution), etc.)	M. 1 F. 1 T. 1	- - -	- - -	1 - -	- - -	- - -	- - -	- - -	- - -	- - -	- - -	- - -
Theology (B.D., etc.)	M. 61 F. 2 T. 63	- 1 1	- - -	- - -	- - -	- - -	1 - 1	- - -	1 - 1	1 - 1	54 1 55	3 - 3
Public administration	M. 5 F. 1 T. 6	- - -	- - -	- - -	- - -	- - -	- - -	- - -	- - -	1 - 1	3 - -	1 - 1
Social welfare and personnel (social sciences, etc.)	M. 40 F. 35 T. 75	- - -	- - -	2 1 3	- - -	- - -	4 1 5	- - -	- 1 1	1 2 3	30 22 52	1 6 7
Domestic and household (Domestic sciences, etc.)	M. 2 F. 122 T. 124	- - -	- - -	- 11 11	- - -	- - -	- - -	- - -	- - -	- - -	1 46 47	- 48 48
Total	M. 350,831 F. 298,202 T. 649,033	4,868 1,185 5,053	33,007 11 33,018	47,735 5,532 53,267	16,396 44 16,440	4,898 18 4,916	29,930 1,843 31,773	5,195 26 5,221	9,500 233 9,733	9,669 61 8,730	59,482 70,648 130,130	106,828 197,778 304,606