



STATISTICS  
BACK-UP

REPUBLIC OF SOUTH AFRICA  
BUREAU OF STATISTICS

REPUBLIC VAN SUID-AFRIKA  
BURO VIR STATISTIEK

**POPULATION CENSUS**

**6th SEPTEMBER, 1960**

VOLUME 2, No. 7

**REPORT**

ON THE

**EAST RAND**

**(excluding Germiston)**

**BEVOLKINGSSENSUS**

**6 SEPTEMBER 1960**

BOEKDEEL 2, No. 7

**VERSLAG**

OOR DIE

**OOS-RAND**

**(uitsluitende Germiston)**

PRICE 30c PRYS

OVERSEAS 40c OORSEE

Post Free — Posvry

POPULATION CENSUS

6TH SEPTEMBER, 1960

VOLUME 2, NO. 7

REPORT

ON THE

EAST RAND

(EXCLUDING GERMISTON)

BEVOLKINGSSENSUS

6 SEPTEMBER 1960


BOEKDEEL 2, NO. 7

VEESLAG

OOR DIE


OOS-RAND

(UITSLUITENDE GERMISTON)



STATISTICS  
BACK-UP

68( )



PREFACE

This Report on the Metropolitan Area of East Rand is one of a series of fourteen similar reports which are being published in respect of the metropolitan areas. The other metropolitan areas are Johannesburg, Durban, Vanderbijlpark/Vereeniging, O.F.S. Goldfields, Germiston, West Rand, Pretoria, Port Elizabeth, Bloemfontein, East London, Kimberley, Pietermaritzburg and Cape Town.

A Metropolitan area is generally defined as an urban complex consisting of a parent municipality, together with the adjoining areas which are urban in character, and which are economically and socially linked with the parent town. In the case of East Rand the metropolitan area comprises the magisterial districts of Benoni, Boksburg, Brakpan, Springs, the urban portion of Nigel, a portion of the district of Kempton Park viz. the urban portion of Kempton Park, as well as Modderfontein, Rietfontein, Kaalfontein and Tembisa.

The Report has been compiled from the results of the Population Census, which was taken on the 6th September, 1960. The tables contain, inter alia, information concerning attributes such as age, marital status, home language, official language, place of birth, citizenship, religion, level of education, industry, occupation, identity of employer, work status, income, etc., or combinations thereof.

D.P.J. BOTHA

DIRECTOR OF STATISTICS

PRETORIA

FEBRUARY, 1966

VOORWOORD

Hierdie verslag oor die metropolitaanse gebied van Oos-Rand is een in 'n reeks van veertien soortgelyke verslae wat ten opsigte van die metropolitaanse gebiede gepubliseer word. Die ander metropolitaanse gebiede is Johannesburg, Durban, Vanderbijlpark/Vereeniging, O.V.S. Goudvalde, Germiston, Wes-Rand, Pretoria, Port Elizabeth Bloemfontein, Oos-Londen, Kimberley, Pietermaritzburg en Kaapstad.

'n Metropolitaanse gebied word in die algemeen omskryf as 'n stedelike kompleks wat bestaan uit 'n moedermunisipaliteit tesame met die aangrensende gebiede wat stedelik van aard is en wat ekonomies en maatskaplik aan die moederstad gekoppel is. In die geval van Oos-Rand bestaan die metropolitaanse gebied uit die landrosdistrikte van Benoni, Boksburg, Brakpan, Springs, die stedelike gedeelte van Nigel, 'n gedeelte van die distrik Kempton Park nl. die stedelike gedeelte van Kempton Park, asook Modderfontein, Rietfontein, Kaalfontein en Tembisa.

Die verslag is opgestel uit die resultate van die Bevolkingsensus wat op 6 September 1960 gehou is. Die tabelle bevat onder meer inligting oor eienskappe soos ouderdom, huwelikstaat, huistaal, amptelike tale, geboorteplek, burgerskap, godsdiens, onderwyspeil, nywerheid, beroep, identiteit van werkgewer, werkstatus, inkomste, ens., of kombinasies daarvan.

D.P.J. BOTHA

DIREKTEUR VAN STATISTIEK

PRETORIA

FEBRUARIE 1966

CONTENTS

| Table number |           |          |       |  | Page   |           |          |       |
|--------------|-----------|----------|-------|--|--------|-----------|----------|-------|
| Whites       | Coloureds | Asiatics | Bantu |  | Whites | Coloureds | Asiatics | Bantu |
|              |           |          |       | Preface  | 111    | 111       | 111      | 111   |
|              |           |          |       | Explanatory notes  | vi     | vi        | vi       | vi    |
|              |           |          |       | Map and guide showing economic regions                       | xvi    | xvi       | xvi      | xvi   |
|              |           |          |       | <u>Statistical tables:</u>                                   |        |           |          |       |
| 1            | 1         | 1        | 1     | Age by race  | 1      | 1         | 1        | 1     |
| 2            | 2         | 2        | 2     | Industry by race   | 2      | 2         | 2        | 2     |
| 3            | 3         | 3        | 3     | Occupation by race   | 8      | 8         | 8        | 8     |
| 4            | 4         | 4        | 4     | Occupation by industry (all races)                           | 14     | 14        | 14       | 14    |
| 5            | 24        | 38       | 52    | Age by marital status  | 16     | 81        | 104      | 128   |
| 6            | 25        | 39       |       | Type of dwelling by age and marital status                   | 17     | 82        | 105      |       |
|              |           |          | 53    | Home language by literacy and age                            |        |           |          | 129   |
| 7            | 26        | 40       |       | Home language by official language and age                   | 18     | 83        | 106      |       |
|              |           |          | 54    | Home language by languages spoken and age                    |        |           |          | 131   |
|              |           |          | 55    | Type of residential area by home language and age            |        |           |          | 133   |
|              |           |          | 56    | Area of domicile by type of area and work status             |        |           |          | 139   |
| 8            |           |          |       | Birthplace by age and nationality                            | 20     |           |          |       |
|              | 27        | 41       | 57    | Birthplace by age  |        | 84        | 108      | 145   |
| 9            |           |          |       | Nationality by age and birthplace                            | 22     |           |          |       |
| 10           | 28        | 42       | 58    | Religion by age  | 24     | 85        | 109      | 146   |
| 11           | 29        | 43       | 59    | Birthplace by industry                                       | 25     | 86        | 110      | 147   |
|              |           |          | 60    | Industry by home language                                    |        |           |          | 149   |
| 12           |           |          |       | Industry by age, nationality and birthplace                  | 27     |           |          |       |
|              | 30        | 44       | 61    | Industry by age  |        | 87        | 111      | 150   |
| 13           |           |          |       | Industry by identity of employer and nationality             | 29     |           |          |       |
|              | 31        | 45       | 62    | Industry by identity of employer                             |        | 88        | 112      | 151   |
| 14           | 32        | 46       |       | Industry by income and work status                           | 31     | 90        | 114      |       |
| 15           | 33        | 47       | 63    | Occupation by industry                                       | 33     | 92        | 116      | 153   |
| 16           |           |          |       | Occupation by industry and marital status                    | 35     |           |          |       |
| 17           |           |          |       | Occupation by industry and home language                     | 41     |           |          |       |
| 18           |           |          |       | Occupation by age, work status and nationality               | 49     |           |          |       |
|              | 34        | 48       | 64    | Occupation by age and work status                            |        | 94        | 118      | 155   |
| 19           | 35        | 49       |       | Income by occupation and work status                         | 55     | 96        | 120      |       |
| 20           |           |          |       | Level of education by occupation, nationality and birthplace | 59     |           |          |       |
| 21           |           |          |       | Level of education by industry, nationality and birthplace   | 67     |           |          |       |
|              | 36        | 50       | 65    | Level of education by industry                               |        | 100       | 124      | 157   |
| 22           | 37        | 51       | 66    | Nature of education by industry                              | 75     | 102       | 126      | 159   |
| 23           |           |          |       | Foreign visitors by age and country of residence             | 79     |           |          |       |

INHOUD

| Tabelnommer |            |        |         |  | Bladsy  |            |        |         |
|-------------|------------|--------|---------|--|---------|------------|--------|---------|
| Blankes     | Kleurlinge | Asiate | Bantoes |  | Blankes | Kleurlinge | Asiate | Bantoes |
|             |            |        |         | Voorwoord  | 111     | 111        | 111    | 111     |
|             |            |        |         | Verduidelikende opmerkings                                 | x       | x          | x      | x       |
|             |            |        |         | Kaart en gids wat ekonomiese streke aandui                 | xvi     | xvi        | xvi    | xvi     |
|             |            |        |         | <u>Statistiese tabelle:</u>                                |         |            |        |         |
| 1           | 1          | 1      | 1       | Ouderdom volgens ras                                       | 1       | 1          | 1      | 1       |
| 2           | 2          | 2      | 2       | Nywerheid volgens ras                                      | 2       | 2          | 2      | 2       |
| 3           | 3          | 3      | 3       | Beroep volgens ras   | 8       | 8          | 8      | 8       |
| 4           | 4          | 4      | 4       | Beroep volgens nywerheid (alle rasse)                      | 14      | 14         | 14     | 14      |
| 5           | 24         | 38     | 52      | Ouderdom volgens huwelikstaat                              | 16      | 81         | 104    | 128     |
| 6           | 25         | 39     |         | Tipe woning volgens ouderdom en huwelikstaat               | 17      | 82         | 105    |         |
|             |            |        | 53      | Huistaal volgens geletterdheid en ouderdom                 |         |            |        | 129     |
| 7           | 26         | 40     |         | Huistaal volgens amptelike taal en ouderdom                | 18      | 83         | 106    |         |
|             |            |        | 54      | Huistaal volgens tale gepraat en ouderdom                  |         |            |        | 131     |
|             |            |        | 55      | Tipe woongebied volgens huistaal en ouderdom               |         |            |        | 133     |
|             |            |        | 56      | Gebied van domisilie volgens soort gebied en werkstatus    |         |            |        | 139     |
| 8           |            |        |         | Geboorteplek volgens ouderdom en burgerskap                | 20      |            |        |         |
|             | 27         | 41     | 57      | Geboorteplek volgens ouderdom                              |         | 84         | 108    | 145     |
| 9           |            |        |         | Burgerskap volgens ouderdom en geboorteplek                | 22      |            |        |         |
| 10          | 28         | 42     | 58      | Godsdiens volgens ouderdom                                 | 24      | 85         | 109    | 146     |
| 11          | 29         | 43     | 59      | Geboorteplek volgens nywerheid                             | 25      | 86         | 110    | 147     |
|             |            |        | 60      | Nywerheid volgens huistaal                                 |         |            |        | 149     |
| 12          |            |        |         | Nywerheid volgens ouderdom, burgerskap en geboorteplek     | 27      |            |        |         |
|             | 30         | 44     | 61      | Nywerheid volgens ouderdom                                 |         | 87         | 111    | 150     |
| 13          |            |        |         | Nywerheid volgens identiteit van werkgever en burgerskap   | 29      |            |        |         |
|             | 31         | 45     | 62      | Nywerheid volgens identiteit van werkgever                 |         | 88         | 112    | 151     |
| 14          | 32         | 46     |         | Nywerheid volgens inkomste en werkstatus                   | 31      | 90         | 114    |         |
| 15          | 33         | 47     | 63      | Beroep volgens nywerheid                                   | 33      | 92         | 116    | 153     |
| 16          |            |        |         | Beroep volgens nywerheid en huwelikstaat                   | 35      |            |        |         |
| 17          |            |        |         | Beroep volgens nywerheid en huistaal                       | 41      |            |        |         |
| 18          |            |        |         | Beroep volgens ouderdom, werkstatus en burgerskap          | 49      |            |        |         |
|             | 34         | 48     | 64      | Beroep volgens ouderdom en werkstatus                      |         | 94         | 118    | 155     |
| 19          | 35         | 49     |         | Inkomste volgens beroep en werkstatus                      | 55      | 96         | 120    |         |
| 20          |            |        |         | Onderwyspeil volgens beroep, burgerskap en geboorteplek    | 59      |            |        |         |
| 21          |            |        |         | Onderwyspeil volgens nywerheid, burgerskap en geboorteplek | 67      |            |        |         |
|             | 36         | 50     | 65      | Onderwyspeil volgens nywerheid                             |         | 100        | 124    | 157     |
| 22          | 37         | 51     | 66      | Aard van onderwys volgens nywerheid                        | 75      | 102        | 126    | 159     |
| 23          |            |        |         | Buitelandse besoekers volgens ouderdom en land van verblyf | 79      |            |        |         |

EXPLANATORY NOTES

1. Comparability: The total population of the metropolitan area, as shown in this report, differs slightly from that reflected in the report "Geographical Distribution of the Population, 1960". The main reason for this deviation is that, whereas foreign visitors were included in the latter report, such visitors have been excluded from all the tables in this report, with the exception of Table 23. It should further be noted that the statistics contained in this report have been machine-processed, which necessarily resulted in small differences. This also accounts for the differences, in some cases, between tables. These deviations are, however, relatively insignificant, and can therefore be ignored.

2. Marital status: "Married" includes "living together".

3. Religion: As far as the reliability of the data is concerned, it must be noted that:

- (i) many persons may have stated their religion as belonging to a specific church although they may, in fact, only be followers of that church and not necessarily members;
- (ii) children are usually enumerated as belonging to the same church as their parents, although they may not necessarily be members of, nor have they even been baptised in, that church;
- (iii) persons not being active members, are often not acquainted with the correct denomination of their church and may consequently be incorrectly classified.

All the Bantu separatist churches are included under "Bantu Christian Churches", as it was not possible to distinguish, from the scant information furnished on the questionnaire, between the several hundreds of Bantu churches.

4. Level of education: The figures refer to the highest level of education for which recognition has been obtained and relate to the total population and not only the school-going population.

- (i) Academic or general courses: Where the training is primarily of cultural value and the course has not been specially compiled for a specific profession or calling, e.g. B.A. and B.Sc., but also M.A. and M.Sc., and D.Sc. and Ph.D., notwithstanding that in the case of master's and doctor's degrees the person might have specialised in a certain subject.
- (ii) Professional or vocational courses: Where the title indicates that the course has been compiled for a specific profession or vocation, e.g. B.Sc. (eng.) B.Com., B.A. LL.B., B.Ed., D.Sc. (eng.), etc.

5. Nature of Education relates to persons who have obtained a post-school qualification (degrees, diplomas or certificates). The relevant tables indicate the nature of the degree, diploma or certificate obtained.

6. Type of dwelling: The figures are in respect of the type of dwelling in which a person normally lives and not the dwelling in which he was present on census day. The following types of dwelling merit further explanation:

- (i) Institutions - where persons reside for long periods, e.g. mental and leper institutions, central prison, homes for the aged and homes for the chronically ill, orphanages, etc.
- (ii) "Other communal dwellings" - include barracks, quarters and similar communal dwellings, hostels, etc.
- (iii) "Other" - includes hut, tent, caravan, servant's room, outside room, etc.

7. Economically active: The economically active population includes employers, self-employed workers, employees and persons who stated that they were unemployed or were presumed to be unemployed.

8. Not economically active: The not economically active population includes housewives, scholars, chronic invalids, retired persons, etc.

9. Unemployed and unspecified: This item forms part of the economically active population and includes persons who indicated that they were unemployed at the time of Census enumeration, together with persons who were presumably on the labour market and who indicated no occupation or industry on the return.

10. Industry divisions: With the exception of Table 2, which reflects figures in respect of a more detailed list of industries, only eleven major industry divisions are dealt with in this report. The classification of industries is based on the "International Standard Classification of All Economic Activities", as compiled by the United Nations, with necessary adjustments for local conditions.

The following is only an indication of what is included under the various industry divisions, and for a more complete description, Table 2 should be consulted.

- (i) Agriculture: Agriculture, forestry, hunting and fishing, including agricultural services such as veterinary services and diverse services, e.g. spraying of crops, harvesting, threshing, etc., if carried out as a separate business.

(ii) Mining: Mining and quarrying.

(iii) Manufacturing: Includes enterprises which generally carry out specialised repairs to motor vehicles, such as panel beating, spray painting, welding, repair of radiators, etc.

(iv) Construction which includes building, repairing and demolishing buildings, as well as construction engineering works.

(v) Electricity: Electricity, gas, water and sanitary services, which include the generation of electricity and production of gas and the distribution thereof, as well as storage, purification and distribution of water. Sanitary services include those undertaken by local authorities as well as by private contractors.

(vi) Commerce which includes:

(a) Wholesale and retail trade.

(b) Motor trade which, in addition to the sale and purchase of motor cars, dealers in spare parts, wholesale distributors of motor vehicles, dealers in tyres, etc., includes general garages with workshops.

(c) "Other": This category includes, inter alia, banks, insurers and other financial institutions, as well as undertakings dealing with fixed property.

(vii) Transport: Transport, storage and communication, which includes public and private transport, with the exception of those divisions of the South African Railways which are classified under other appropriate divisions, e.g. design and works (construction), workshops (manufacturing), etc.

(viii) Services: (Government, business, recreational and other services.) This division includes the Public Service, provincial administrations and local authorities, with the exception of those departments or divisions which have been separately classified under other appropriate industry divisions. Also included are educational, medical and health services, and research and scientific institutions, which usually undertake research in various directions on a non-profit basis. It further includes religious, welfare and labour organisations; organisations for the advancement of business interests; cultural and political organisations; business services comprising architects, engineers, land surveyors, legal services, and accountancy services; recreational and amusement services and other services such as domestic, catering and accommodation services, laundries and toilet services.

11. Occupation groups: Only Table 3 contains figures for a more detailed list of occupations. For the rest, only fourteen major occupation groups are distinguished. The classification of occupations used for the purposes of this report is based on the "International Standard Classification of Occupations", as compiled by the International Labour Organisation, with necessary adjustments for local conditions. The basis of the classification of each occupation is the nature of the work done. There are, therefore, occupations such as clerk, typist, driver of motor vehicles, etc., which occur in almost all of the various industry groups. On the other hand, there are certain occupations with the same designation, but which are variously classified according to the industry, e.g. driver, machine minder, mechanic, electrician, upholsterer, etc. Thus the nature of the work in these cases is closely related to the industry.

For a more complete reflection of what is included under the various major occupational groups, Table 3 may be consulted. In interpreting the data, it must be borne in mind that the data are not always limited to the occupation indicated; e.g. electrician includes related workers in electricity, etc.

However, the following major occupation groups merit further explanation:-

(1) Administrative, executive and managerial worker:-

(a) Public administrative official relates to administrative officials in the Public Service, provincial administrations and local authorities.

(b) Managerial worker relates to directors, managers and working proprietors in private enterprises. Working proprietors in the wholesale and retail trade, however, are included under the major occupational group "sales worker", while farmers and farm managers fall under the major occupational group "farmer, fisherman, forester and related worker". An accurate classification of these occupations was not always possible, since the information supplied on the returns was inadequate in a large number of cases.

(ii) Artisan, production worker and labourer:

(a) Artisan and production worker: This major occupation group includes skilled artisans and production workers, as well as semi-skilled and unskilled production workers. Apprentices are also included.

(b) Labourer: With the exception of farm labourers, who are included under the major occupational group "farmer, fisherman, forester and related worker", all other labourers, whether in mining, manufacturing, or construction, etc., are included under this major occupational group. It must be borne in mind that, because of inadequate information, an accurate classification was not always possible, especially in the case of Bantu. The general term "labourer" was used in many returns and was classified as such, although the code list made provision for more appropriate classifications. Where these other occupations such as filling station assistant, cleaner of offices or buildings, etc., could be identified, they were classified accordingly.

(iii) Service, sport and recreation worker includes a number of divergent occupations for service workers. Included are police officers, prison officers, traffic inspectors, supervisors, cleaners of offices and other buildings, domestic servants, cooks, etc., in private households as well as in hotels, boarding-houses, etc., waiters, barmen, hairdressers and other toilet service workers, laundry workers, undertakers, amusement, recreation and other sport workers.

12. Identity of employer comprises the following groups:

(i) Public authorities:

- (a) The Government
- (b) Provincial administrations
- (c) Local authorities established in terms of local Government Ordinances, the Cape divisional councils and all other local authorities (Peri-urban Areas Health Board, Natal Health Commission, etc.)
- (d) Bantu authorities (tribal, regional and area) and Bantu Resettlement Board.

(ii) Subordinate public authorities: This group includes the Group Areas Board, S.A. Bantu Trust, etc.

(iii) Subsidised institutions: Included are the Council for Scientific and Industrial Research (C.S.I.R.); the South African Bureau of Standards (S.A.B.S.); universities and certain technical colleges; national art galleries, botanical and zoological gardens; museums, libraries; National Parks Board of Trustees; S.A. Tourist Corporation, etc.

(iv) Public corporations:

- (a) S.A. Railways and Harbours, S.A. Airways.
- (b) "Other" includes Electricity Supply Commission (ESCOM), Rand Water Board, S.A. Reserve Bank, the Land and Agricultural Bank, the Industrial Development Corporation, the Fisheries Development Corporation, the Bantu Investment Corporation, the S.A. Coal, Oil and Gas Corporation (SASOL) Phosphate Development Corporation (Pty.) Ltd., S.A. Iron and Steel Industrial Corporation, Ltd. (ISCOR) and the Klipfontein Organic Products Corporation, etc.

(v) Private Business Enterprises: Include agriculture, mining, manufacturing, construction, finance, commerce (including agricultural control boards), transport, catering, accommodation and other service industries; societies and federations for the advancement of business interests; institutes for specific industrial research, etc.

(vi) Private households.

(vii) Non-profit organisations: Include societies, clubs and other groups of persons who have associated for educational, cultural, recreational, welfare, religious, charitable and other purposes; trade unions, etc.

13. Work status:

(i) Employer: Includes self-employed and family workers.

(ii) Employee: Includes persons who might presumably have been connected with the labour force. Where "unemployed" was not shown as a separate group, it was included hereunder.

(iii) Unemployed: Includes persons who indicated that they were unemployed and who were presumed to be unemployed.

(iv) Other: Relates to the not economically active population, and includes persons who were presumed not to be in the labour force, e.g. housewives, children, chronic invalids, pensioners, etc.

14. Income: In the questionnaire for the Population Census of 1960, which had to be completed by Whites, Coloureds and Asiatics, it was requested that, as far as income was concerned, persons should indicate their total income during the 12 months immediately preceding 6th September, 1960, or if so preferred, for the 12 months ended 30th June, 1960.

In the instructions to householders, "income" was defined as follows:-

"Income: Salary and wage earners must show the gross income, that is, including deductions for pension, insurance, medical-aid schemes, etc. Farmers, businessmen and professional men must show the net income, that is, the expenses incurred in earning the income must be deducted. In addition to earned income, the following must be included:- (i) pensions, dividends, interest and other regular income; (ii) the value of free or privileged quarters and/or rations; and (iii) the value of self-produced agricultural and pastoral products (including livestock and poultry) consumed by the family.

Do not include: (i) irregular or abnormal income such as inheritances, matured insurance policies, gratuities, etc.;

(ii) household allowances and pocket-money transferred from one member of the family to another".

The question concerning "income" is one of the more difficult questions in a population census. This is because, for no apparent reason whatsoever, people not only neglect to answer the question, but they also supply information which is not always in accordance with the definition. In addition, the income indicated is not always for the full twelve months, because a number of persons were not economically active for the full period, e.g. students and scholars who completed their studies and started work during the period concerned. However, the information received, provides a reasonable indication of the income.

It must also be noted that "No income" includes not economically active persons such as children, housewives, etc.

15. Domicile: In table 56 which relates to Bantu only, the "area of domicile" is combined with "type of area". Both characteristics are concerned with permanent residence; the former indicates where the permanent residence is, and the latter relates to the type of area within the specific area of domicile. For a description of the economic regions referred to in the table, consult the map and guide at the beginning of this report.

16. Area of enumeration: Table 55 which relates to Bantu only, indicates the type of area in which the persons were enumerated. The following types of areas merit further explanation:

- (i) Other urban areas: Residential areas within the municipal boundaries but excluding municipal locations and compounds.
- (ii) Sub-urban areas: Residential areas adjoining the municipal area but excluding municipal locations and compounds.
- (iii) Government areas: Include agricultural colleges, training and experimental farms, forestry and labour colonies, etc.
- (iv) Other: Includes ship and railway passengers.

17. Improbable combinations: It should be noted that some information furnished on the census forms was sometimes apparently incorrect, since it did not agree with other information on the forms. These inconsistencies were not solved by the Bureau in all cases and consequently some are reflected in tables such as those where combinations of industry and identity of employer; industry and occupation; occupation and level of education, etc., are shown.

18. Country of birth: The names of the following countries have been changed since the date of the Census:-

Northern Rhodesia has become Zambia

Nyasaland has become Malawi

Tanganyika has become Tanzania

19. Abbreviations and symbols:

- M. : Male
- F. : Female
- T. : Total
- Std. : Standard
- E.g. : For example
- Etc. : Et cetera
- Dip. : Diploma
- N.e.c. : Not elsewhere classified
- S.A.R. & H. : South African Railways and Harbours
- S.A.A. : South African Airways
- S. African : South African

|           |   |
|-----------|---|
| S. Africa | : South Africa  |
| S.A.      | : South Africa  |
| O.F.S.    | : Orange Free State   |
| ?         | : Unspecified   |
| -         | : A minus sign before a figure means "less than", e.g. -20 means less than 20 |
| +         | : A plus sign after a figure means "and over", e.g. 65+ means 65 and over.    |
| -         | : Nil or not applicable   |

#### VERDUIDELIKENDE OPMERKINGS

- Vergelykbaarheid:** Die totale bevolking van die metropolitaanse gebied soos in hierdie verslag getoon, verskil in 'n geringe mate van dié gepubliseer in die verslag "Geografiese Indeling van die Bevolking - 1960". Die vernaamste rede vir hierdie afwyking is dat terwyl buitelandse besoekers by laasgenoemde verslag ingesluit is, sodanige besoekers in alle tabelle, uitgesonderd tabel 23 van hierdie verslag, uitgesluit is. Voorts moet daar ook op gewys word dat die statistieke in hierdie verslag vervat, masjinaal verwerk is wat noodwendig tot gevolg het dat daar klein verskille voorkom. Dit is dan ook die rede waarom in sommige gevalle in hierdie verslag tabelle van mekaar verskil. Relatief gesproke is hierdie afwykings egter onbeduidend en kan dus ignoreer word.
- Huwelikstaat:** "Getroud" sluit in "leef saam".
- Godsdiens:** Wat die betroubaarheid van die gegewens betref, moet daar op gelet word dat:
  - baie persone hulle godsdiens opgegee het as behorende tot 'n spesifieke kerk hoewel hulle in werklikheid slegs aanhangers van daardie kerk is en nie noodwendig lidmate nie;
  - kinders gewoonlik opgegee word as behorende tot dieselfde kerk as hul ouers hoewel hulle nie noodwendig lidmate is nie of selfs nie eers in daardie kerk gedoop is nie;
  - persone wat nie aktiewe lidmate is nie, dikwels nie bekend is met die juiste benaming van hulle kerk nie en gevolglik nie reg geklassifiseer is nie.

Al die Bantoeseparatistekerke word onder "Bantoe-Christenkerke" saamgevat aangesien dit nie moontlik was om uit die beperkte inligting wat dikwels op die vraelyste aangegee is, tussen die etlike honderde Bantoekeke te onderskei nie.
- Onderwyspeil:** Die syfers verwys na die hoogste onderwyspeil waarvoor erkenning gekry is en het betrekking op die totale bevolking en nie net op die skoolgaande bevolking nie.
  - Akademie of algemene kursus:** Waar die opleiding allereers van 'n kulturele waarde is en die kursus nie spesifiek opgestel is vir 'n bepaalde profesie of beroep nie, bv. B.A. en B.Sc., maar ook M.A. en M.Sc., en D.Sc. en Ph.D., niesteenstaande in die geval van meesters- en doktorsgrade die persoon moontlik gespesialiseer het in 'n bepaalde onderwerp.
  - Professionele of beroepskursusse:** Dit is waar die titel aandui dat die kursus opgestel is vir 'n spesifieke profesie of beroep bv. B.Sc. (Ing.), B.Com., B.A.LL.B., B.Ed., D.Sc. (Ing.), ens.
- Aard van onderwys:** het betrekking op persone wat die een of ander naskoolse kwalifikasie (grade, diplomas of sertifikate) verwerf het. In die betrokke tabel word die bepaalde rigting waarin sodanige grade, diplomas of sertifikate verwerf is, aangedui.
- Tipe woning:** Die syfers het betrekking op die tipe woning waar 'n persoon normaalweg woon en nie die woning waarin hy hom op sensusdag bevind het nie.

Die volgende tipe wonings verdien verdere verduideliking:

- Inrigtings** - waar persone vir lang tydperke inwoon, byvoorbeeld sielsieke- en leprosegestigte, sentrale gevangenis, ouetehuse en tuistes vir die wat chronies siek is, weeshuse, ens.

(ii) "Ander gemeenskaplike wonings" - sluit in barakke, kwartiere en soortgelyke gemeenskaplike wonings, koshuise, ens.

(iii) "Ander" - sluit in hut, tent, karavaan, bediendekamer, buitekamer, ens.

- Ekonomies bedrywig:** Die ekonomies bedrywige bevolking sluit in werkgewers, werkers vir eie rekening, werknemers en persone wat hulle opgegee het as werkloos, of veronderstel is om werkloos te wees.
- Nie-ekonomies bedrywig:** Die nie-ekonomies bedrywige bevolking sluit huisvrouens, skoliere, chroniese invalides, afgetredenes, ens., in.
- Werkloos en ongespesifiseer:** Hierdie item maak deel uit van die ekonomies bedrywige bevolking en sluit in persone wat aangedui het dat hulle werkloos is ten tye van die sensusopname, asook persone wat vermoedelik in die arbeidsmark is en wat geen beroep en/of nywerheid in die opgawe vermeld het nie.
- Nywerheidsafdelings:** Met uitsondering van tabel 2 wat syfers ten opsigte van 'n meer gedetailleerde lys van nywerhede verstrek, word daar in hierdie verslag slegs elf hoof-nywerheidsafdelings onderskei. Die nywerheidsklassifikasie is gebaseer op die "International Standard Classification of All Economic Activities" soos deur die Verenigde Volke opgestel, met die nodige aanpassings vir plaaslike omstandighede.

Die volgende is slegs 'n aanduiding van wat by die verskillende nywerheidsafdelings ingesluit is en vir 'n vollediger omskrywing is dit nodig dat tabel 2 geraadpleeg word.

(i) **Landbou:** Landbou, bosbou, jag en visvangs, insluitende landboudienste waaronder veeartsenykundige dienste en diverse landboudienste soos bespuiting van gesaaides, oes, dors, ens., indien dit as 'n afsonderlike besigheid beoefen word.

(ii) **Mynwese:** Mynwese en steengroefwerk.

(iii) **Fabriekswese:** Sluit in ondernemings wat gespesialiseerde herstelwerk aan motorvoertuie in die algemeen doen, byvoorbeeld duikklopping, spuitskilderwerk, sweis, herstel van verkoelers, ens.

(iv) **Konstruksie** wat insluit bou, herstel en sloop van geboue sowel as boukundige ingenieurswerke.

(v) **Elektrisiteit:** Elektrisiteit, gas, water en sanitêre dienste wat insluit die opwekking van elektrisiteit en gasontwikkeling en die distribusie daarvan, asook die opparing, suiwing en distribusie van water. Sanitêre dienste sluit in dié wat onderneem word deur plaaslike owerhede sowel as private kontrakteurs.

(vi) **Handel** waarby ingesluit is:

(a) **Groot- en kleinhandel.**

(b) **Motorhandel** wat benewens die koop en verkoop van motors, handelaars in reserwedele, groothandeldistribueerders van motorvoertuie, handelaars in buitebande, ens., ook algemene garages met werkinkels insluit.

(c) "Ander": Hierdie afdeling sluit onder andere in banke, versekeraars en ander finansiële instellings, asook ondernemings wat vaste eiendom hanteer.

(vii) **Vervoer:** Vervoer, obergang en kommunikasie wat insluit openbare en private vervoer, uitgesonderd daardie afdelings van die Suid-Afrikaanse Spoorweë wat in ander toepaslike afdelings geklassifiseer is, bv. aanleg en werke (konstruksie), werkinkels (fabriekswese), ens.

(viii) **Dienste:** (Staats-, besigheids-, ontspannings- en ander dienste.) Hierdie afdeling sluit in die Staatsdiens, provinsiale administrasies en plaaslike owerhede, met uitsondering van daardie departemente of afdelings wat afsonderlik onder ander toepaslike nywerheidsafdelings geklassifiseer is. Dit sluit ook in opvoedkundige, mediese en gesondheidsdienste, asook navorsings- en wetenskaplike instellings wat gewoonlik op 'n nie-winsgewende basis navorsing in verskillende rigtings onderneem. Verder sluit dit in godsdienstige, welsyns- en arbeidsorganisasies; organisasies vir die bevordering van besigheidsbelange; kulturele en politieke organisasies; besigheidsdienste waaronder argitekte, ingenieurs, landmeters, regs- en rekeningkundige dienste; ontspannings- en vermaaklikheidsdienste en ander dienste soos huishoudelike, verversings- en akkommodasiedienste, wasserye en toilet dienste.

11. **Beroepsgroepe:** Slegs in tabel 3 word vir 'n meer gedetailleerde lys van beroepe verstrek. Orens word slegs veertien hoofberoepsgroepe onderskei. Die beroepsklassifikasie wat vir die doel van hierdie verslag gebruik is, is gebaseer op die "International Standard Classification of Occupations", soos deur die Internasionale Arbeidsorganisasie opgestel, met die nodige aanpassings vir plaaslike omstandighede. Die basis van die klassifikasie van elke beroep is die aard van die werk verrig. Daar is dus beroepe soos klerk, tikster, bestuurder van motorvoertuie, ens., wat bykans in al die verskillende nywerheidsafdelings voorkom. Andersyds is daar sekere beroepe met dieselfde benaming maar wat verskillend geklassifiseer word na gelang van die nywerheid. Voorbeelde hiervan

is masjini, masjienbediener, werktuigkundige, elektrisiën, stoffeerder, ens. Die aard van die werk hang dus in hierdie gevalle nou saam met die nywerheid.

Vir 'n vollediger beeld van wat onder die verskillende hoof-beroepsgroepe ingesluit word, kan tabel 3 geraadpleeg word. By die vertolking van die gegewens moet daar in gedagte gehou word dat die gegewens nie altyd beperk is tot die beroep wat aangegee is nie; elektrisiën, byvoorbeeld, sluit verwante elektrisiteitswerkers in, ens. Die volgende hoof-beroepsgroepe verdien egter verdere verduideliking:

(i) Administratiewe, uitvoerende en besturende werker:

- (a) Openbare administratiewe beampte het betrekking op administratiewe beamptes in diens van die Staat, provinsiale administrasies en plaaslike owerhede.
- (b) Besturende werker het betrekking op direkteure, bestuurders en werkende eienaars in private ondernemings. Werken- de eienaars in die groot- en kleinhandel is egter ingesluit by die hoofberoepsgroep "verkoopswerker", terwyl boere en plaasbestuurders ingesluit is by die hoof-beroepsgroep "boer, visser, bosbou- en verwante werker". 'n Noukeurige klassifikasie van hierdie beroepe was nie altyd moontlik nie omdat die inligting wat in die opgawes verstrek is in baie gevalle onvoldoende was.

(ii) Ambagsman, produksiewerker en arbeider:

- (a) Ambagsman en produksiewerker: Hierdie hoofberoepsgroep sluit geskoolde ambagsmanne en produksiewerkers in, asook halfgeskoolde en ongeskoolde produksiewerkers. Vakleerlinge is ook hierby ingesluit.
- (b) Arbeider: Met uitsondering van plaaswerkers wat by die hoof-beroepsgroep "boer, visser, bosbou- en verwante werker" ingesluit is, is alle ander arbeiders, hetsy in mynwe, fabriekswese of konstruksie, ens., by hierdie hoof-beroepsgroep ingesluit. Daar moet in gedagte gehou word dat by gebrek aan voldoende inligting, 'n noukeurige klassifisering nie altyd moontlik was nie, veral in die geval van Bantoes. Die algemene uitdrukking "arbeider" is in baie gevalle in die opgawes gebruik en as sodanig geklassifiseer, alhoewel die kodelys voorsiening maak vir meer toepaslike indelings. Waar hierdie ander beroepe soos vulstasie-assistent, skoonmaker van kantore of geboue, ens., geïdentifiseer kon word, is hulle as sodanig geklassifiseer.

- (iii) Diens-, sport- en ontspanningswerker sluit 'n aantal uiteenlopende beroepe ten opsigte van dienswerkers in. Dit sluit in polisiebeamptes; gevangenisbeamptes; verkeersinspekteurs; opsigters; skoonmakers van kantore en ander geboue; huisbedieners, koks, ens., in private huishoudings sowel as in hotelle, losieshuise, ens.; kelners; kroegmanne; haarkappers en ander toiletwerkers; wasserywerkers; lykbesorgers; vermaaklikheids-, ontspannings- en ander sportwerkers.

12. Identiteit van werkgewer omvat die volgende groepe:

(i) Openbare owerhede:

- (a) Regering
- (b) Provinsiale administrasies
- (c) Plaaslike owerhede ingestel kragtens Ordonnansies op plaaslike bestuur, die Kaapse afdelingsrade en alle ander plaaslike owerhede (Gesondheidsraad vir Buitestedelike Gebiede, Natalse Gesondheidskommissie, ens.).
- (d) Bantoe-owerhede (stam-, streks- en gebieds-) en die Bantoehervestigingsraad.

(ii) Ondergeskikte openbare owerhede: Hierdie groep sluit in die Groepsgebiederaad, S.A. Bantotruster, ens.

- (iii) Gesubsidieerde instellings: Hierby word ingesluit die Wetenskaplike en Nywerheidsnavorsingsraad (W.N.N.R.), Suid-Afrikaanse Buro vir Standaard (S.A.B.S.), universiteite en sekere tegniese kolleges; nasionale kunsgalerye, botaniese en dieretuine; museums, biblioteke; Raad van Kuratore vir Nasionale Parke; S.A. Toetistekorporasie, ens.

(iv) Openbare korporasies:

- (a) S.A. Spoorweë en Hawens, S.A. Lugdiens.
- (b) "Ander" sluit in Elektrisiteitsvoorsieningskommissie (Eskom.), Randwaterraad, S.A. Reserwebank, Land- en Landboubank, Nywerheidsontwikkelingskorporasie, Visserij-ontwikkelingskorporasie, Bantoebeleggingskorporasie, S.A. Steenkool-, Olie- en Gaskorporasie (Sasol), Fosfaatontginningskorporasie (Edms.) Bpk., S.A. Yster en Staal Industriële Korporasie Bpk. (Yskor) en Klipfontein Organiese Produkterkorporasie, ens.

- (v) Private besigheidsondernemings: Sluit in landbou, mynwe, fabriekswese, konstruksie, finansies, handel (insluitende landboubeheerrade), vervoer, verversings, akkommodasie en ander diensnywerhede; verenigings en federasies vir die bevordering van besigheidsbelange; institute vir spesifieke nywerheidsnavorsing, ens.

(vi) Private huishoudings.

- (vii) Nie-winssoekende organisasies: Sluit in verenigings, klubs en ander groepe van persone wat verenig vir opvoedkundige, kulturele, ontspannings-, welsyns-, godsdienstige, liefdadigheids- en ander doeleindes; vakverenigings, ens.

13. Werkstatus:

- (i) Werkgewer: Sluit ook in persone wat vir eie rekening werk asook gesinswerkers.

- (ii) Werknemer: Sluit ook in persone wat, na veronderstel is, moontlik in die arbeidsmag betrokke was. Waar "werkloos" nie as 'n afsonderlike groep getoon word nie word dit hierby ingesluit.

- (iii) Werkloos: Sluit in persone wat hulle as werkloos opgegee het en wat, na veronderstel is, werkloos was.

- (iv) "Ander" het betrekking op die nie-ekonomies bedrywige bevolking en sluit in persone wat, na veronderstel is, nie in die arbeidsmag betrokke was nie soos huisvrouens, kinders, chroniese invalides, pensioentrekkers, ens.

14. Inkomste: Die vraeys vir die Bevolkingsensus van 1960 wat deur Blankes, Kleurlinge en Asiëte ingevul moes word, het, wat inkomste betref, persone versoek om hulle totale inkomste gedurende die 12 maande wat 6 September 1960 onmiddellik voorafgegaan het of, indien verkies, vir die 12 maande geëindig 30 Junie 1960, aan te dui.

In die instruksies aan huishouers is "inkomste" as volg gedefinieer:-

"Inkomste: Salaris- en loontrekkers moet die bruto inkomste aantoon, dit is insluitende aftrekkings ten opsigte van pensioen, versekering, mediese hulpskemas, ens.

Boere, sakelui en persone wat professies beoefen, moet die netto inkomste aantoon, d.w.s. die uitgawes aangegaan ten einde die inkomste te verdien, moet afgetrek word.

By die inkomste wat verdien word, moet ook die volgende gevoeg word:- (i) pensioene, dividende, rente en ander gereelde inkomste; (ii) die waarde van vry of bevoorregte huisvesting en/of rantsoene; en (iii) die waarde van selfgeproduceerde landbou- en veeteeltprodukte (insluitende lewende hawe en pluimvee) wat deur die gesin verbruik is.

Die volgende moet nie ingesluit word nie: (i) ongereelde of buitengewone inkomste soos erfposies, uitbetaalde versekerings- polisse, skenkings, ens.; (ii) huishoudelike toelaes en sakgeld wat van een lid van die gesin na 'n ander oorgedra word".

Die vraag oor "inkomste" is een van die moeilike vrae in 'n bevolkingsensus, omdat, behalwe dat persone om watter rede ook al nalaat om daarop te antwoord, die inligting wat verstrek is nie altyd in ooreenstemming met die definisie is nie. Daarbenewens is die inkomste wat verstrek is nie altyd vir die volle twaalf maande nie omdat 'n aantal persone nie vir die volle tydperk ekonomies bedrywig was nie, bv. studente en skoliere wat hulle studies voltooi het en gedurende die betrokke tydperk begin werk het. Die gegewens wat verkry word, gee egter 'n redelike aanduiding van die inkomste.

Daar moet ook op gelet word dat "Geen inkomste" nie-ekonomies bedrywige persone soos kinders, huisvrouens, ens., insluit.

15. Domisilie: In tabel 56 wat slegs op Bantoes betrekking het, word "gebied van domisilie" met "soort gebied" gekombineer. Beide karakteristieke het betrekking op die permanente tuiste; eersgenoemde dui aan waar die permanente tuiste is en laasgenoemde het betrekking op die soort gebied binne die bepaalde gebied van domisilie. Vir 'n omskrywing van die ekonomiese streke wat in die tabel voorkom, kyk die kaart en gids voor in hierdie verslag.

16. Gebied van opname: In tabel 55 wat slegs op Bantoes betrekking het, word daar getoon in watter tipe gebied die persone opgeneem is. Die volgende tipes gebiede verdien verdere verduideliking:

- (i) Ander stedelike gebiede: Woongebiede binne die munisipale grense maar met uitsluiting van munisipale lokasies en kampongs.

- (ii) Substedelike gebiede: Woongebiede grensend aan die munisipale gebied maar met uitsluiting van munisipale lokasies en kampongs.

- (iii) Staatsgebiede: Sluit in landboukolleges, opleidings- en proefplase, bosbou- en arbeidsnedersettings, ens.

- (iv) Ander: Sluit in skeeps- en spoorwegreisigers.

17. Onwaarskynlike kombinasies: Daar dien op gelet te word dat sommige inligting soos verstrek in die sensusopgawes soms oënskynlik foutief was deurdat dit nie gerym het met ander inligting in die opgawe nie. Die ongerymde is nie in alle gevalle deur die Buro opgeklar nie en sommige van hulle word weerspieël in tabelle soos dié waar kombinasies van nywerheid en identiteit van werkgewer;



nywerheid en beroep; beroep en onderwyspeil; ens., getoon word.

18. Land van geboorte: Die benaming van die volgende lande het sedert die datum van die sensus verander:-

Noord-Rhodesië is verander in Zambië.

Nyassaland is verander in Malawi.

Tanganyika is verander in Tanzanië.

19. Afkortings en simbole:

M. : Manlik

V. : Vroulik

T. : Totaal

St. : Standerd

Bv. : Byvoorbeeld

Ens. : Ensovoorts

Dip. : Diploma

N.e.g. : Nie elders gespesifiseer

S.A.S. & H. : Suid-Afrikaanse Spoorweë en Hawens

S.A.L. : Suid-Afrikaanse Lugdiens

S.-Afrikaner : Suid-Afrikaner

S.-Afrika : Suid-Afrika

S.A. : Suid-Afrika


O.V.S. : Oranje-Vrystaat

? : Ongespesifiseer

- : 'n Minusteken voor 'n syfer beteken "minder as", byvoorbeeld -20 beteken minder as twintig

+ : 'n Plusteken na 'n syfer beteken "en oor", byvoorbeeld 65+ beteken 65 en oor

- : Nul of nie van toepassing nie





GIDS VIR EKONOMIESE STREEKE.

GUIDE TO ECONOMIC REGIONS.

| Ekonomees Streek No. | Landdrostdistrik  | Economic Region No. | Magisterial District  | Ekonomees Streek No.  | Landdrostdistrik  | Economic Region No.       | Magisterial District   |
|----------------------|---|---------------------|---|---|---|---------------------------|--|
| 01                   | K A A P / C A P E<br>Bellville<br>Kaat/Cape<br>Simonstad/<br>Simonstown<br>Wynberg  | 15                  | Hay<br>Kenhardt<br>Prieska  | 33  | Eshowe<br>Mtunzini  | 49                        | Bethal<br>Delmas<br>Heidelberg<br>Nigel<br>Standerton  |
|                      |   | 16                  | Gordonia<br>Kuruman<br>Mafeking<br>Postmasburg<br>Vryburg   | 34  | Camperdown<br>Kranskop<br>Mapumulo<br>Ndwedwe<br>New Hanover<br>Pietermaritzburg<br>Umvoti  | 50                        | Amersfoort<br>Belfast<br>Carolina<br>Ermelo<br>Piet Retief<br>Volksrust<br>Wakkerstroom  |
| 02                   | Ceres<br>Montagu<br>Paarl<br>Robertson<br>Somerset-Wes/West<br>Stellenbosch<br>Tulbagh<br>Wellington<br>Worcester   | 17                  | Barkly-Wes/West<br>Herbert<br>Kimberley<br>Taung<br>Warrenton   | 35  | Alfred<br>Ixopo<br>Richmond   | 51                        | Barberton<br>Letaba<br>Lydenburg<br>Nelspruit<br>Pelgrimsrus/<br>Pilgrim's Rest  |
|                      |   | 18                  | Oos-Londen/<br>East London<br>King William's Town   | 36  | Bergville<br>Estcourt<br>Kliprivier/<br>Klip River<br>Lionsrivier/<br>Lions River<br>Impendle<br>Msinga<br>Polela<br>Underberg<br>Weenen  |                           |  |
| 03                   | Hopefield<br>Malmesbury<br>Piketberg<br>Vredenburg  | 19                  | Adelaide<br>Barkly-Oos/East<br>Bedford<br>Cathcart<br>Elliot<br>Fort Beaufort<br>Glen Grey<br>Herschel<br>Indwe<br>Keiskammahoek<br>Konga<br>Lady Grey<br>Maclear<br>Middledrift<br>Molteno<br>Peddie<br>Queenstown<br>Sterkstroom<br>Stokenström<br>Stutterheim<br>Tarka<br>Victoria-Oos/East<br>Wodehouse | 37  | Babanango<br>Dundee<br>Newcastle<br>Nootshe<br>Paulpietersburg<br>Utrecht<br>Vryheid  | 60                        | Bethulie<br>Edenburg<br>Phillippolis<br>Rouxville<br>Smithfield<br>Trompsburg  |
| 04                   | Bredasdorp<br>Caledon<br>Heidelberg<br>Riversdal/<br>Riversdale<br>Swellendam   | 20                  | Butterworth<br>Elliotdale<br>Engcobo<br>Idutywa<br>Kentani<br>Libode<br>Mqanduli<br>Ngqeleni<br>Ngamakwe<br>Port St. Johns<br>Qumbu<br>St. Marks<br>Tsolo<br>Tsono<br>Umtata<br>Willowvale<br>Xalanga   |   | 38  |                           | Mahlabatini<br>Mtonjaneni<br>Ingwavuma<br>Nkandla<br>Nongoma<br>Nqutu<br>Ubombo  |
| 05                   | George<br>Knysna<br>Mosselbaai  | 21                  | Flagstaff<br>Lusikisiki<br>Matatiele<br>Mount Ayliff<br>Mount Currie<br>Mount Fletcher<br>Mount Frere<br>Tabankulu<br>Umzimkulu   | 39  |   | Hlabisa<br>Lower Umfolozi | 62   |
| 06                   | Humansdorp<br>Uniondale   |                     | 21  |   | Bizana<br>Flagstaff<br>Lusikisiki<br>Matatiele<br>Mount Ayliff<br>Mount Currie<br>Mount Fletcher<br>Mount Frere<br>Tabankulu<br>Umzimkulu | 40                        |  |
| 07                   | Calitzdorp<br>Ladismith<br>Oudtshoorn   | 21                  |   | Bizana<br>Flagstaff<br>Lusikisiki<br>Matatiele<br>Mount Ayliff<br>Mount Currie<br>Mount Fletcher<br>Mount Frere<br>Tabankulu<br>Umzimkulu | 41  |                           | Benoni<br>Boksburg<br>Brakpan<br>Germiston<br>Kroonstad<br>Spreng<br>Springs   |
| 08                   | Port Elizabeth<br>Uitenhage   |                     | 21  | Bizana<br>Flagstaff<br>Lusikisiki<br>Matatiele<br>Mount Ayliff<br>Mount Currie<br>Mount Fletcher<br>Mount Frere<br>Tabankulu<br>Umzimkulu |   | 42                        | Krugersdorp<br>Oberhoizer<br>Randfontein<br>Roodepoort   |
| 09                   | Albany<br>Alexandria<br>Bathurst<br>Kirkwood  | 21                  |   | Bizana<br>Flagstaff<br>Lusikisiki<br>Matatiele<br>Mount Ayliff<br>Mount Currie<br>Mount Fletcher<br>Mount Frere<br>Tabankulu<br>Umzimkulu | 43  |                           | Pretoria   |
| 10                   | Aberdeen<br>Jansenville<br>Steytlerville<br>Willowmore  |                     | 21  | Bizana<br>Flagstaff<br>Lusikisiki<br>Matatiele<br>Mount Ayliff<br>Mount Currie<br>Mount Fletcher<br>Mount Frere<br>Tabankulu<br>Umzimkulu |   | 44                        | Vanderbijlpark<br>Vereeniging  |
| 11                   | Albert<br>Allwal-Noord/North<br>Colesberg<br>Craddock<br>Graaff-Reinet<br>Hanover<br>Maraisburg<br>Middelburg<br>Murraysburg<br>Pearston<br>Richmond<br>Somerset-Oos/East<br>Steynsburg<br>Venterstad | 21                  |   | Bizana<br>Flagstaff<br>Lusikisiki<br>Matatiele<br>Mount Ayliff<br>Mount Currie<br>Mount Fletcher<br>Mount Frere<br>Tabankulu<br>Umzimkulu | 45  |                           | Bloemhof<br>Christiana<br>Delareyville<br>Klerksdorp<br>Lichtenburg<br>Potchefstroom<br>Schweizer-Reneke<br>Ventersdorp<br>Wolmaransstad |
| 12                   | Beaufort-Wes/West<br>Calvinia<br>Carnarvon<br>Fraserburg<br>Laingsburg<br>Prince Albert<br>Sutherland<br>Victoria-Wes/West<br>Williston   |                     | 21  | Bizana<br>Flagstaff<br>Lusikisiki<br>Matatiele<br>Mount Ayliff<br>Mount Currie<br>Mount Fletcher<br>Mount Frere<br>Tabankulu<br>Umzimkulu |   | 46                        | Brits<br>Marico<br>Rustenburg  |
| 13                   | Britstown<br>De Aar<br>Hopetown<br>Phillipstown   | 21                  |   | Bizana<br>Flagstaff<br>Lusikisiki<br>Matatiele<br>Mount Ayliff<br>Mount Currie<br>Mount Fletcher<br>Mount Frere<br>Tabankulu<br>Umzimkulu | 47  |                           | Pietersburg<br>Potgietersrus<br>Sibasa<br>Soutpansberg<br>Warmbad/Warmbaths<br>Waterberg   |
| 14                   | Clanwilliam<br>Namakwaland<br>Vanrhynsdorp  |                     | 21  | Bizana<br>Flagstaff<br>Lusikisiki<br>Matatiele<br>Mount Ayliff<br>Mount Currie<br>Mount Fletcher<br>Mount Frere<br>Tabankulu<br>Umzimkulu |   | 48                        | Bronkhorstspuit<br>Groblersdal<br>Middelburg<br>Witbank  |

ALL RACES  
TABLE 1 - AGE BY RACE

TABEL 1 - OUDERDOM VOLGENS RAS

ALLE RASSE

| Age groups<br>Ouderdomsgroep | Total - Totaal |         | Whites -<br>Blanke |        | Coloureds -<br>Kleurlinge |       | Asiatics -<br>Asiate |       | Bantu -<br>Bantoes |         |
|------------------------------|----------------|---------|--------------------|--------|---------------------------|-------|----------------------|-------|--------------------|---------|
|                              | T.             | M.      | F.-V.              | M.     | F.-V.                     | M.    | F.-V.                | M.    | F.-V.              | M.      |
| 0                            | 11,150         | 5,563   | 5,587              | 2,120  | 2,004                     | 144   | 153                  | 91    | 3,181              | 3,339   |
| 1                            | 10,854         | 5,391   | 5,463              | 2,172  | 2,048                     | 159   | 152                  | 108   | 2,959              | 3,155   |
| 2                            | 10,715         | 5,309   | 5,406              | 2,084  | 1,996                     | 126   | 147                  | 99    | 3,003              | 3,164   |
| 3                            | 10,626         | 5,364   | 5,262              | 1,903  | 1,903                     | 161   | 139                  | 109   | 2,993              | 3,111   |
| 4                            | 10,244         | 4,995   | 5,249              | 1,893  | 1,947                     | 121   | 160                  | 97    | 2,867              | 3,045   |
| 0 - 4                        | 53,589         | 26,622  | 26,967             | 10,356 | 9,898                     | 711   | 751                  | 504   | 14,983             | 15,814  |
| 5                            | 10,217         | 5,061   | 5,156              | 1,930  | 1,864                     | 142   | 128                  | 93    | 2,903              | 3,071   |
| 6                            | 9,666          | 4,734   | 4,932              | 1,856  | 1,740                     | 121   | 136                  | 92    | 2,655              | 2,964   |
| 7                            | 9,523          | 4,669   | 4,854              | 1,810  | 1,716                     | 109   | 134                  | 113   | 2,666              | 2,891   |
| 8                            | 9,477          | 4,641   | 4,836              | 1,755  | 1,744                     | 115   | 128                  | 109   | 2,678              | 2,855   |
| 9                            | 8,622          | 4,224   | 4,398              | 1,729  | 1,754                     | 105   | 113                  | 101   | 2,287              | 2,430   |
| 5 - 9                        | 47,505         | 23,329  | 24,176             | 9,080  | 8,818                     | 592   | 639                  | 508   | 13,189             | 14,211  |
| 10                           | 9,012          | 4,377   | 4,635              | 1,723  | 1,707                     | 113   | 131                  | 88    | 2,446              | 2,709   |
| 11                           | 7,852          | 3,757   | 4,095              | 1,641  | 1,767                     | 120   | 88                   | 106   | 1,891              | 2,134   |
| 12                           | 8,685          | 4,244   | 4,441              | 1,675  | 1,677                     | 102   | 101                  | 92    | 2,384              | 2,571   |
| 13                           | 8,273          | 3,950   | 4,325              | 1,737  | 1,677                     | 85    | 110                  | 97    | 2,024              | 2,365   |
| 14                           | 7,632          | 3,653   | 3,979              | 1,493  | 1,609                     | 77    | 103                  | 82    | 2,006              | 2,185   |
| 10 - 14                      | 41,456         | 19,981  | 21,475             | 8,269  | 8,513                     | 497   | 533                  | 465   | 10,751             | 11,964  |
| 15                           | 7,225          | 3,438   | 3,787              | 1,502  | 1,550                     | 88    | 88                   | 78    | 1,780              | 2,071   |
| 16                           | 7,764          | 3,925   | 3,839              | 1,484  | 1,551                     | 86    | 79                   | 87    | 2,280              | 2,122   |
| 17                           | 7,125          | 3,790   | 3,335              | 1,421  | 1,464                     | 69    | 70                   | 81    | 2,219              | 1,708   |
| 18                           | 12,655         | 8,953   | 3,702              | 1,463  | 1,353                     | 70    | 100                  | 67    | 7,393              | 2,182   |
| 19                           | 12,917         | 9,342   | 3,375              | 1,522  | 1,212                     | 83    | 85                   | 87    | 7,862              | 1,991   |
| 15 - 19                      | 47,686         | 29,648  | 18,038             | 7,332  | 7,130                     | 396   | 422                  | 412   | 21,534             | 10,074  |
| 20                           | 15,237         | 11,173  | 4,064              | 1,524  | 1,290                     | 119   | 102                  | 75    | 9,462              | 2,597   |
| 21                           | 11,774         | 8,253   | 3,521              | 1,400  | 1,337                     | 95    | 86                   | 90    | 6,688              | 2,008   |
| 22                           | 11,947         | 8,403   | 3,544              | 1,412  | 1,233                     | 107   | 77                   | 56    | 6,831              | 2,178   |
| 23                           | 11,197         | 7,544   | 3,653              | 1,315  | 1,262                     | 90    | 86                   | 59    | 6,086              | 2,246   |
| 24                           | 13,007         | 9,289   | 3,718              | 1,322  | 1,176                     | 101   | 76                   | 57    | 7,800              | 2,409   |
| 20 - 24                      | 63,162         | 44,662  | 18,500             | 6,973  | 6,298                     | 512   | 427                  | 337   | 36,867             | 11,438  |
| 25 - 29                      | 56,162         | 39,565  | 16,597             | 6,166  | 5,419                     | 392   | 372                  | 238   | 32,895             | 10,578  |
| 30 - 34                      | 45,297         | 30,764  | 14,533             | 5,672  | 5,222                     | 371   | 332                  | 158   | 27,574             | 8,484   |
| 35 - 39                      | 39,167         | 26,839  | 12,328             | 5,282  | 5,213                     | 315   | 283                  | 159   | 21,063             | 6,713   |
| 40 - 44                      | 33,505         | 22,569  | 10,936             | 5,008  | 4,890                     | 257   | 221                  | 147   | 17,165             | 5,678   |
| 45 - 49                      | 27,065         | 18,287  | 8,778              | 4,966  | 4,570                     | 209   | 175                  | 105   | 12,965             | 3,928   |
| 50 - 54                      | 17,849         | 11,238  | 6,611              | 3,898  | 3,768                     | 172   | 146                  | 76    | 7,077              | 2,621   |
| 55 - 59                      | 11,565         | 6,950   | 4,415              | 2,552  | 2,489                     | 113   | 101                  | 39    | 4,221              | 1,786   |
| 60 - 64                      | 7,517          | 3,818   | 3,699              | 1,722  | 2,005                     | 67    | 82                   | 25    | 1,991              | 1,587   |
| 65 - 69                      | 5,125          | 2,500   | 2,625              | 1,361  | 1,656                     | 44    | 60                   | 12    | 1,072              | 897     |
| 70 - 74                      | 3,314          | 1,455   | 1,859              | 764    | 1,155                     | 32    | 50                   | 16    | 643                | 638     |
| 75+                          | 4,265          | 1,839   | 2,426              | 913    | 1,367                     | 51    | 52                   | 13    | 852                | 994     |
| ?                            | 484            | 1,288   | 196                | 18     | 20                        | 5     | 7                    | 2     | 263                | 167     |
| Total-Totaal                 | 504,313        | 310,354 | 194,159            | 80,352 | 78,731                    | 4,736 | 4,613                | 3,243 | 221,965            | 107,572 |













TABLE 3 - OCCUPATION BY RACE  
EMPLOYEES

| Occupational groups                                    | Whites<br>Blankes |       | Coloureds<br>Kleurlinge |       | Asiatics<br>Asiate |       | Bantu<br>Bantoes |       | Beroeps-groep                                     |
|--|-------------------|-------|-------------------------|-------|--------------------|-------|------------------|-------|---|
|  | F.-V.             |       | F.-V.                   |       | F.-V.              |       | F.-V.            |       |   |
|  | M.                | F.-V. | M.                      | F.-V. | M.                 | F.-V. | M.               | F.-V. |   |
| <u>Professional, technical and related worker</u>      | 7,175             | 2,078 | 75                      | 34    | 43                 | 13    | 530              | 769   | Professionele, tegniese en verwante werker        |
| Architect  | 20                | -     | -                       | -     | -                  | -     | -                | -     | Argitek   |
| Engineer   | 458               | 2     | -                       | -     | -                  | -     | -                | -     | Ingenieur   |
| Surveyor   | 66                | 7     | -                       | -     | -                  | -     | -                | -     | Omteer  |
| Chemist, physicist, etc.                               | 170               | 1     | -                       | -     | -                  | -     | -                | -     | Skeikundige, fisikus, ens.                        |
| Veterinarian, biologist, etc.                          | 22                | 13    | -                       | -     | -                  | -     | -                | -     | Veearts, bioloog, ens.                            |
| Nurse, midwife, nursing aid                            | 1,368             | 793   | -                       | -     | -                  | -     | -                | -     | Verpleegster, vroedvrou, verpleeghulp             |
| Medical auxiliaries                                    | 136               | 83    | 1                       | 13    | -                  | 6     | 22               | 417   | Mediese hulpdienste                               |
| Other medical services                                 | 137               | 24    | 1                       | 45    | -                  | 10    | 7                | -     | Ander mediese dienste                             |
| Professor, teacher, etc.                               | 2,336             | 939   | 63                      | 21    | 34                 | 7     | 10               | 338   | Professor, onderwyser, ens.                       |
| Jurist   | 71                | 69    | -                       | -     | -                  | -     | -                | -     | Regsgeleerde                                      |
| Draughtsman, technician                                | 1,329             | 1,216 | 2                       | -     | 1                  | -     | 1                | 2     | Tekenaar, tegnikus                                |
| Chartered accountant                                   | 159               | 186   | 3                       | -     | -                  | -     | -                | -     | Rekenmeester (geoktrooiseer)                      |
| Other  | 810               | 390   | 7                       | -     | 8                  | -     | 244              | 12    | Ander   |
| <u>Administrative, executive and managerial worker</u> | 1,450             | 1,278 | 2                       | -     | 15                 | 3     | 10               | -     | Administratiewe, uitvoerende en besturende werker |
| Public administrative official                         | 20                | 16    | -                       | -     | -                  | -     | -                | -     | Openbare administratiewe beamppte                 |
| Managerial worker                                      | 1,430             | 1,262 | 2                       | -     | 15                 | 3     | 7                | -     | Besturende werker                                 |
| <u>Clerical worker</u>                                 | 16,071            | 6,485 | 97                      | 20    | 88                 | 9     | 1,856            | 54    | Klerklike werker                                  |
| Clerk  | 11,570            | 5,365 | 69                      | 15    | 71                 | 4     | 1,658            | 23    | Klerk   |
| Other  | 4,501             | 1,120 | 28                      | 5     | 17                 | 5     | 198              | 31    | Ander   |
| <u>Sales worker</u>                                    | 4,419             | 1,559 | 42                      | 2     | 291                | 8     | 791              | 174   | Verkoopswerker                                    |
| Insurance, estate agent                                | 311               | 240   | 1                       | 1     | 2                  | -     | 45               | -     | Versekerings- en eiendomsagent                    |
| Shop assistant   | 3,193             | 870   | 28                      | 1     | 264                | 8     | 371              | 163   | Winkelaassistent                                  |
| Other  | 915               | 449   | 13                      | -     | 25                 | -     | 375              | 4     | Ander   |
| <u>Farmer, fisherman, lumberman and related worker</u> | 9,141             | 235   | 106                     | 3     | 1                  | -     | 8,510            | 279   | Boer, visser, bosbou- en verwante werker          |
| Farmer, market gardener                                | 123               | 113   | -                       | -     | -                  | -     | 7                | 1     | Boer, tuinier                                     |
| Farmworker   | 9,003             | 119   | 106                     | 3     | 1                  | -     | 8,493            | 278   | Plaaswerker                                       |
| Other  | 15                | 3     | -                       | -     | -                  | -     | 10               | -     | Ander   |
| <u>Miner, quarryman and related worker</u>             | 5,956             | 5,843 | 40                      | -     | 17                 | -     | 25               | -     | Myn-, steengroef- en verwante werker              |
| Specialized mining occupations                         | 4,904             | 4,837 | 28                      | -     | 15                 | -     | 15               | -     | Gespecialiseerde myneroepe                        |
| Mine captain, shift boss, other                        | 1,052             | 1,006 | 12                      | -     | 2                  | -     | 10               | -     | Mynkaptein, skofbaas, ander                       |
| <u>Worker in transport and communication</u>           | 7,012             | 2,954 | 224                     | -     | 46                 | -     | 3,503            | 12    | Werker in vervoer en kommunikasie                 |
| Beak officer, crew, etc.                               | 11                | 2     | 1                       | -     | 2                  | -     | 6                | -     | Bekoffier, bemanning, ens.                        |
| Aircraft pilot, navigator                              | 161               | 161   | -                       | -     | -                  | -     | -                | -     | Vlieënier, koerspieler                            |
| Driver, fireman (railway)                              | 485               | 485   | -                       | -     | -                  | -     | -                | -     | Masjinis, stoker (spoorweë)                       |
| Driver (road transport)                                | 2,737             | 996   | 174                     | -     | 41                 | -     | 1,521            | 4     | Bestuurder (padvervoer)                           |
| Other  | 3,648             | 1,340 | 49                      | -     | 3                  | -     | 1,976            | 8     | Ander   |

TABLE 3 - OCCUPATION BY RACE  
EMPLOYEES

| Occupational groups                              | Whites<br>Blankes |        | Coloureds<br>Kleurlinge |       | Asiatics<br>Asiate |       | Bantu<br>Bantoes |        | Beroeps-groep                         |
|--|-------------------|--------|-------------------------|-------|--------------------|-------|------------------|--------|---------------------------------------|
|  | F.-V.             |        | F.-V.                   |       | F.-V.              |       | F.-V.            |        |                                       |
|  | M.                | F.-V.  | M.                      | F.-V. | M.                 | F.-V. | M.               | F.-V.  |                                       |
| <u>Craftsman, production worker and labourer</u> | 166,541           | 1,109  | 1,211                   | 391   | 114                | 99    | 144,561          | 832    | Amagsman, produksiewerker en arbeider |
| Spinner, weaver                                  | 616               | 70     | 14                      | 2     | -                  | 3     | 441              | 40     | Spinner, wewer                        |
| Tailor, cutter                                   | 258               | 27     | 80                      | 9     | 26                 | 2     | 59               | 38     | Klermaker, snyer                      |
| Upholsterer, textile worker                      | 1,076             | 310    | 42                      | 296   | 16                 | 88    | 96               | 181    | Stofoewer, tekstielwerker             |
| Shoemaker, leather worker                        | 185               | 6      | 73                      | 2     | 10                 | -     | 81               | 1      | Skoemaker, leerwerker                 |
| Furnaceman, roller, moulder                      | 1,229             | 1,101  | 7                       | 8     | 1                  | -     | 102              | 1      | Onsmen, roller, gietter               |
| Precision instrument maker                       | 107               | 93     | 1                       | -     | -                  | -     | 7                | -      | Praesie-instrumentmaker               |
| Fitter and turner, toolmaker                     | 4,441             | 4,020  | 33                      | 3     | 5                  | -     | 330              | 2      | Passer en draaier, gereedskapsmaker   |
| Mechanic (not electrical)                        | 1,532             | 1,438  | 15                      | -     | 1                  | -     | 77               | -      | Werktuigkundige (nie-elektries)       |
| Sheetmetal worker, plumber                       | 554               | 455    | 2                       | 11    | 2                  | -     | 84               | -      | Plaatmetaalwerker, loodgieter         |
| Welder and other metal worker                    | 2,147             | 1,930  | 4                       | 3     | 3                  | -     | 133              | -      | Sweisler en ander metaalwerker        |
| Electrician                                      | 2,064             | 1,944  | 64                      | 3     | -                  | -     | 53               | -      | Elektrisiën                           |
| Mechanic (radio, household)                      | 318               | 266    | 11                      | 1     | 1                  | -     | 18               | -      | Werktuigkundige (radio, huishoudelik) |
| Carpenter, woodworker                            | 1,382             | 1,100  | 80                      | -     | 5                  | -     | 194              | 2      | Skrynwerker, houtwerker               |
| Painter and paperhanger                          | 799               | 388    | 120                     | 3     | 2                  | -     | 281              | 5      | Skilder en plakkter                   |
| Bricklayer, plasterer                            | 1,610             | 1,171  | 53                      | -     | 1                  | -     | 385              | -      | Messelaar, pleisteraar                |
| Compositor                                       | 286               | 175    | 10                      | -     | -                  | -     | 16               | -      | Lettersetter                          |
| Glass and clay worker                            | 438               | 127    | 12                      | 1     | 1                  | -     | 287              | 13     | Glas- en kleiwerker                   |
| Miller, grinder                                  | 45                | 15     | 6                       | -     | -                  | -     | 28               | 1      | Meulenaar, maalwerker                 |
| Baker, confectioner                              | 115               | 46     | 3                       | -     | -                  | -     | 55               | 4      | Bakker, banketbakker                  |
| Brewer, winemaker                                | 62                | 24     | 1                       | -     | -                  | -     | 37               | 1      | Brouer, wynmaker                      |
| Other worker in food                             | 218               | 102    | 5                       | 7     | 1                  | -     | 45               | 48     | Ander werker in voedsel               |
| Chemical worker                                  | 863               | 694    | 1                       | -     | 1                  | -     | 59               | 1      | Chemiese werker                       |
| Tobacco worker                                   | 9                 | 1      | -                       | -     | -                  | -     | 8                | -      | Tabakwerker                           |
| Packer, labeller                                 | 316               | 10     | 16                      | 10    | 1                  | -     | 200              | 34     | Verpakkter en etiketaanplakker        |
| Stationery engine operator                       | 1,445             | 1,115  | 9                       | -     | 11                 | -     | 295              | 1      | Stilstaande-enjinbediener             |
| Craftsman and production worker n.e.c.           | 2,181             | 1,500  | 71                      | 3     | 10                 | -     | 525              | 14     | Amagsman en produksiewerker n.e.g.    |
| Labourer in mining                               | 96,757            | 1,392  | 492                     | 43    | 11                 | -     | 96,673           | -      | Arbeider in mynweese                  |
| Other labourer                                   | 45,491            | 81     | 492                     | 43    | 11                 | -     | 43,992           | 504    | Ander arbeider                        |
| <u>Service, sports and recreation worker</u>     | 33,849            | 1,900  | 408                     | 489   | 249                | 4     | 10,869           | 19,306 | Diens-, sport- en ontspanningswerker  |
| Policeman  | 5,395             | 1,323  | 88                      | 1     | 1                  | -     | 3,966            | 10     | Polisiebeamppte                       |
| Caretaker, cleaner                               | 1,604             | 155    | 11                      | 5     | -                  | -     | 1,311            | 63     | Opsigter, skoomaker                   |
| Housekeeper, domestic servant                    | 24,707            | 202    | 136                     | 457   | 218                | 3     | 4,956            | 18,534 | Huishouer, huisbediende               |
| Other service worker                             | 2,143             | 310    | 176                     | 26    | 30                 | 1     | 636              | 719    | Ander dienswerker                     |
| Unemployed and unspecified                       | 16,491            | 777    | 315                     | 212   | 193                | 6     | 6,430            | 8,093  | Werkloos en ongespesifiseer           |
| Total  | 268,085           | 42,918 | 2,520                   | 1,151 | 1,057              | 142   | 177,085          | 29,579 | Totaal                                |

TABLE 4 - OCCUPATION BY INDUSTRY

TABLE 4 - BEROEP VOLGENS NYWERHEID

| Major occupational groups                       | Industry divisions - Nywerheidsafdelings |         |                |                            |  |                  |  |                          |              |           | Unem-<br>ployed<br>and<br>unspeci-<br>fied<br>Werk-<br>loos en<br>ongespe-<br>sifiseer<br>wiger | Not<br>eco-<br>nomi-<br>cally<br>active<br>Nie-<br>ekono-<br>mies<br>bedry-<br>wig |  |   |  |  |           |  |          |  |
|---|--|---------|----------------|----------------------------|--|------------------|--|--------------------------|--------------|-----------|---|--|--|---|--|--|-----------|--|----------|--|
|   | Total                                    |         | Agriculture    |                            | Mining                                     |                  | Manufacturing  |                          | Construction |           |   |  | Electricity                                |   | Commerce - Handel  |  | Transport |  | Services |  |
|   | Agri-<br>culture                         | Landbou | Mining<br>wese | Manu-<br>facturing<br>wese | Con-<br>struc-<br>tion<br>Kon-<br>struksie | Elec-<br>tricity | Wholesale<br>and<br>retail<br>Groot-<br>en klein<br>handel | Motor<br>trade<br>handel | Other        | Transport |   |  | Services                                   | Unem-<br>ployed<br>and<br>unspeci-<br>fied<br>Werk-<br>loos en<br>ongespe-<br>sifiseer<br>wiger | Not<br>eco-<br>nomi-<br>cally<br>active<br>Nie-<br>ekono-<br>mies<br>bedry-<br>wig |  |           |  |          |  |
| Professional, technical and related worker      | 4,788                                    | 7       | 556            | 1,269                      | 138  | 55               | 175  | 8                        | 55           | 83        | 2,410   | 32   | Professionele, tegniese en verwante werker | M.  |  |  |           |  |          |  |
| Administrative, executive and managerial worker | 2,982                                    | 7       | 33             | 87                         |  | 6                | 18   |                          | 9            | 8         | 2,795   | 26   | M.   |   |  |  |           |  |          |  |
| Public administrative official                  | 7,770                                    | 7       | 589            | 1,356                      | 138  | 61               | 193  | 8                        | 64           | 91        | 5,205   | 58   | F.   |   |  |  |           |  |          |  |
| Managerial worker                               | 19                                       |         | 1              | 3                          |  | 1                |  |                          |              |           | 13  |  | T.   |   |  |  |           |  |          |  |
|   | 20                                       |         |                |                            |  | 1                |  |                          |              |           | 14  |  | M.   |   |  |  |           |  |          |  |
|   | 2,086                                    |         | 68             | 610                        | 221  | 1                | 392  | 188                      | 117          | 184       | 299   | 6  | T.   |   |  |  |           |  |          |  |
|   | 235                                      |         | 2              | 27                         | 1  |                  | 86   | 10                       | 6            | 4         | 299   | 6  | M.   |   |  |  |           |  |          |  |
|   | 2,321                                    |         | 2              | 637                        | 222  | 1                | 478  | 198                      | 123          | 188       | 395   | 7  | F.   |   |  |  |           |  |          |  |
|   | 8,545                                    |         | 7              | 2,021                      | 90   | 46               | 569  | 115                      | 583          | 1,596     | 1,428   | 99   | T.   |   |  |  |           |  |          |  |
|   | 7,559                                    |         | 9              | 2,201                      | 131  | 11               | 1,322  | 238                      | 1,042        | 1,572     | 1,524   | 105  | M.   |   |  |  |           |  |          |  |
|   | 16,104                                   |         | 16             | 4,222                      | 221  | 57               | 1,891  | 353                      | 1,625        | 2,168     | 2,952   | 204  | F.   |   |  |  |           |  |          |  |
| Sales worker                                    | 1,423                                    |         |                |                            |  |                  |  |                          |              |           |   |  | T.   |   |  |  |           |  |          |  |
| Working proprietor                              | 173                                      |         |                |                            |  |                  |  |                          |              |           |   |  | M.   |   |  |  |           |  |          |  |
|   | 1,596                                    |         |                |                            |  |                  |  |                          |              |           |   |  | F.   |   |  |  |           |  |          |  |
|   | 3,041                                    |         | 3              | 409                        | 8  | 1                | 1,790  | 400                      | 266          | 10        | 87  | 62   | T.   |   |  |  |           |  |          |  |
|   | 1,765                                    |         | 2              | 57                         | 1  |                  | 1,584  |                          | 12           | 7         | 81  | 20   | M.   |   |  |  |           |  |          |  |
|   | 4,806                                    |         | 3              | 466                        | 9  | 1                | 3,374  | 400                      | 278          | 17        | 168   | 82   | F.   |   |  |  |           |  |          |  |
| Farmer, fisherman, lumberman and related worker | 9,345                                    |         | 31             | 41                         | 4  | 5                | 19   |                          | 1            | 23        | 1,348   | 64   | T.   |   |  |  |           |  |          |  |
| Farmer, farmworker, lumberman                   | 322                                      |         |                |                            |  |                  |  |                          |              |           | 3   |  | M.   |   |  |  |           |  |          |  |
|   | 9,667                                    |         | 8,124          | 41                         | 4  | 5                | 20   |                          | 1            | 23        | 1,351   | 67   | F.   |   |  |  |           |  |          |  |
|   | 2  |         | 1              |                            |  |                  |  |                          |              |           | 1   |  | T.   |   |  |  |           |  |          |  |
|   | 4  |         | 1              |                            |  |                  |  |                          |              |           | 1   |  | M.   |   |  |  |           |  |          |  |
| Minor quarryman and related worker              | 5,925                                    |         | 5,739          | 13                         | 2  |                  |  |                          |              |           | 61  | 110  | F.   |   |  |  |           |  |          |  |
|   | 11                                       |         | 11             |                            |  |                  |  |                          |              |           | 61  | 110  | T.   |   |  |  |           |  |          |  |
|   | 5,936                                    |         | 5,750          | 13                         | 2  |                  |  |                          |              |           | 61  | 110  | M.   |   |  |  |           |  |          |  |

TABLE 4 - OCCUPATION BY INDUSTRY

TABLE 4 - BEROEP VOLGENS NYWERHEID

| Major occupational groups                 | Industry divisions - Nywerheidsafdelings |         |                |                            |  |                  |  |                          |              |           | Unem-<br>ployed<br>and<br>unspeci-<br>fied<br>Werk-<br>loos en<br>ongespe-<br>sifiseer<br>wiger | Not<br>eco-<br>nomi-<br>cally<br>active<br>Nie-<br>ekono-<br>mies<br>bedry-<br>wig |                                   |   |  |  |           |  |          |  |
|---|--|---------|----------------|----------------------------|--|------------------|--|--------------------------|--------------|-----------|---|--|-----------------------------------|---|--|--|-----------|--|----------|--|
|   | Total                                    |         | Agriculture    |                            | Mining                                     |                  | Manufacturing  |                          | Construction |           |   |  | Electricity                       |   | Commerce - Handel  |  | Transport |  | Services |  |
|   | Agri-<br>culture                         | Landbou | Mining<br>wese | Manu-<br>facturing<br>wese | Con-<br>struc-<br>tion<br>Kon-<br>struksie | Elec-<br>tricity | Wholesale<br>and<br>retail<br>Groot-<br>en klein<br>handel | Motor<br>trade<br>handel | Other        | Transport |   |  | Services                          | Unem-<br>ployed<br>and<br>unspeci-<br>fied<br>Werk-<br>loos en<br>ongespe-<br>sifiseer<br>wiger | Not<br>eco-<br>nomi-<br>cally<br>active<br>Nie-<br>ekono-<br>mies<br>bedry-<br>wig |  |           |  |          |  |
| Worker in transport and communication     | 6,937                                    | 62      | 283            | 1,106                      | 97   | 33               | 1,656  | 98                       | 57           | 2,846     | 607   | 92   | Werker in vervoer en kommunikasie | M.  |  |  |           |  |          |  |
| Craftsman, production worker and labourer | 292                                      |         | 11             | 57                         | 1  | 1                | 20   | 5                        | 9            | 161       | 23  | 2  | M.                                |   |  |  |           |  |          |  |
| Labourer                                  | 7,229                                    | 62      | 294            | 1,163                      | 98   | 34               | 1,676  | 103                      | 66           | 3,007     | 632   | 94   | F.                                |   |  |  |           |  |          |  |
|   | 141,667                                  | 19      | 96,732         | 27,577                     | 5,319                                      | 1,337            | 4,085  | 858                      | 75           | 2,511     | 2,699   | 445  | T.                                |   |  |  |           |  |          |  |
|   | 643                                      | 1       | 25             | 437                        | 4  | 1                | 67   | 3                        | 1            | 7         | 70  | 27   | M.                                |   |  |  |           |  |          |  |
|   | 142,310                                  | 20      | 96,757         | 28,014                     | 5,323                                      | 1,338            | 4,162  | 861                      | 76           | 2,518     | 2,769   | 472  | F.                                |   |  |  |           |  |          |  |
|   | 23,414                                   | 25      | 3,661          | 13,030                     | 3,293                                      | 324              | 502  | 709                      | 54           | 736       | 527   | 553  | T.                                |   |  |  |           |  |          |  |
|   | 1,382                                    | 3       | 16             | 1,732                      | 4  | 1                | 113  | 4                        | 6            | 12        | 59  | 32   | M.                                |   |  |  |           |  |          |  |
|   | 25,396                                   | 28      | 3,677          | 14,762                     | 3,297                                      | 325              | 615  | 713                      | 60           | 748       | 586   | 585  | F.                                |   |  |  |           |  |          |  |
| Service, sports and recreation worker     | 13,645                                   | 29      | 1,573          | 916                        | 40   | 113              | 271  | 46                       | 428          | 209       | 9,925   | 95   | T.                                |   |  |  |           |  |          |  |
|   | 20,569                                   | 4       | 1,580          | 1,020                      | 44   | 114              | 357  | 48                       | 55           | 11        | 20,149  | 146  | M.                                |   |  |  |           |  |          |  |
|   | 34,214                                   | 33      | 1,580          | 1,020                      | 44   | 114              | 357  | 48                       | 483          | 220       | 30,074  | 241  | F.                                |   |  |  |           |  |          |  |
| Unemployed and unspecified worker         | 7,717                                    |         | 2              |                            | 6  |                  | 2  |                          | 1            |           | 11  | 7,695  | T.                                |   |  |  |           |  |          |  |
|   | 8,779                                    |         | 2              |                            | 6  |                  | 1  |                          | 2            |           | 4   | 8,771  | M.                                |   |  |  |           |  |          |  |
|   | 16,496                                   |         | 2              |                            | 6  |                  | 3  |                          | 3            |           | 15  | 16,466   | F.                                |   |  |  |           |  |          |  |
| Total economically active                 | 228,554                                  | 7,962   | 110,643        | 47,001                     | 9,212                                      | 1,915            | 10,894   | 2,422                    | 1,637        | 8,199     | 19,416  | 9,253  | Totaal ekonomies bedrywig         | M.  |  |  |           |  |          |  |
|   | 45,315                                   | 334     | 511            | 4,704                      | 146  | 22               | 3,471  | 263                      | 1,142        | 782       | 24,807  | 9,133  | M.                                |   |  |  |           |  |          |  |
|   | 273,869                                  | 8,296   | 111,154        | 51,705                     | 9,358                                      | 1,937            | 14,365   | 2,685                    | 2,779        | 8,981     | 44,223  | 18,386   | F.                                |   |  |  |           |  |          |  |
|   | 81,800                                   |         |                |                            |  |                  |  |                          |              |           |   |  | T.                                |   |  |  |           |  |          |  |
|   | 148,844                                  |         |                |                            |  |                  |  |                          |              |           |   |  | M.                                |   |  |  |           |  |          |  |
|   | 230,644                                  |         |                |                            |  |                  |  |                          |              |           |   |  | F.                                |   |  |  |           |  |          |  |
| Total                                     | 310,354                                  | 7,962   | 110,643        | 47,001                     | 9,212                                      | 1,915            | 10,894   | 2,422                    | 1,637        | 8,199     | 19,416  | 9,253  | Totaal                            | M.  |  |  |           |  |          |  |
|   | 194,159                                  | 334     | 511            | 4,704                      | 146  | 22               | 3,471  | 263                      | 1,142        | 782       | 24,807  | 9,133  | M.                                |   |  |  |           |  |          |  |
|   | 504,513                                  | 8,296   | 111,154        | 51,705                     | 9,358                                      | 1,937            | 14,365   | 2,685                    | 2,779        | 8,981     | 44,223  | 18,386   | F.                                |   |  |  |           |  |          |  |
|   |  |         |                |                            |  |                  |  |                          |              |           |   |  | T.                                |   |  |  |           |  |          |  |

WHITES  
TABLE 5 - AGE BY MARITAL STATUS

BLANKES  
TABLE 5 - OUDERDOM VOLGENS HUWELIJKSTAAT

| Age groups<br>Ouderdomsgroep | Total<br>Totaal | Marital status - Huwelikstaat  |        |                    |        |                      |       | Divorced<br>Geskei | ?  |
|------------------------------|-----------------|--------------------------------|--------|--------------------|--------|----------------------|-------|--------------------|----|
|                              |                 | Never married<br>Nooit getroud |        | Married<br>Getroud |        | Widowed<br>Wedustaat |       |                    |    |
|                              |                 | M.                             | F.-V.  | M.                 | F.-V.  | M.                   | F.-V. |                    |    |
| 0 - 14                       | 54,984          | 27,705                         | 27,229 | -                  | -      | -                    | -     | -                  | -  |
| 15 - 19                      | 14,482          | 7,264                          | 6,246  | 87                 | 870    | -                    | 8     | 2                  | 2  |
| 20 - 24                      | 13,271          | 4,699                          | 1,694  | 2,224              | 4,515  | 3                    | 23    | 24                 | 4  |
| 25 - 29                      | 11,585          | 1,256                          | 296    | 4,814              | 4,995  | 7                    | 80    | 94                 | -  |
| 30 - 34                      | 11,194          | 508                            | 178    | 5,053              | 5,160  | 12                   | 90    | 9                  | 1  |
| 35 - 39                      | 10,495          | 293                            | 113    | 4,834              | 4,841  | 23                   | 125   | 7                  | 3  |
| 40 - 44                      | 9,898           | 186                            | 131    | 4,656              | 4,390  | 40                   | 125   | 1                  | 3  |
| 45 - 49                      | 9,536           | 153                            | 128    | 4,621              | 3,959  | 59                   | 140   | 2                  | 3  |
| 50 - 54                      | 7,666           | 129                            | 130    | 3,600              | 2,949  | 79                   | 87    | 3                  | -  |
| 55 - 59                      | 5,041           | 74                             | 101    | 2,302              | 1,731  | 98                   | 91    | -                  | -  |
| 60 - 64                      | 3,727           | 56                             | 70     | 1,531              | 1,125  | 93                   | 40    | 2                  | 1  |
| 65 - 69                      | 3,017           | 40                             | 52     | 1,146              | 691    | 137                  | 37    | 1                  | 1  |
| 70 - 74                      | 1,919           | 29                             | 41     | 597                | 347    | 124                  | 9     | 5                  | 1  |
| 75+                          | 2,280           | 39                             | 36     | 576                | 240    | 283                  | 12    | 3                  | 1  |
| ?                            | 38              | 15                             | 5      | 1                  | 8      | -                    | -     | 2                  | 2  |
| Total-Totaal                 | 159,083         | 42,446                         | 36,450 | 36,042             | 35,818 | 958                  | 837   | 1,063              | 22 |

WHITES

TABLE 6 - TYPE OF DWELLING BY AGE AND MARITAL STATUS 1/

BLANKES  
TABLE 6 - TYP WONING VOLGENS OUDERDOM EN HUWELIJKSTAAT 1/

| Type of dwelling             | Total<br>Totaal | Age groups - Ouderdomsgroep |        |        |        |        |        |        |       |             |                              |  |  | Type woning |
|------------------------------|-----------------|-----------------------------|--------|--------|--------|--------|--------|--------|-------|-------------|------------------------------|--|--|-------------|
|                              |                 | 0-14                        |        | 15-19  |        | 20-24  |        | 25-64  |       | 65+         |                              |  |  |             |
|                              |                 | M.                          | F.-V.  | M.     | F.-V.  | M.     | F.-V.  | M.     | F.-V. | M.          | F.-V.                        |  |  |             |
| House                        | 65,363          | -                           | 656    | 69     | 1,638  | 3,668  | 28,980 | 27,206 | 2,028 | 1,118       | Huis                         |  |  |             |
| Married                      | 79,275          | 25,932                      | 5,757  | 6,629  | 3,825  | 1,478  | 2,715  | 3,562  | 3,589 | Nie getroud |                              |  |  |             |
| Not married                  | 144,638         | 26,517                      | 25,932 | 6,698  | 5,463  | 31,768 | 30,768 | 2,587  | 3,419 | Totaal      |                              |  |  |             |
| Flat                         | 5,247           | -                           | 15     | 194    | 518    | 746    | 1,868  | 1,555  | 222   | 129         | Woonstel                     |  |  |             |
| Married                      | 3,789           | 817                         | 816    | 203    | 194    | 124    | 322    | 721    | 44    | 350         | Nie getroud                  |  |  |             |
| Not married                  | 9,036           | 817                         | 816    | 218    | 388    | 716    | 2,190  | 2,276  | 266   | 479         | Totaal                       |  |  |             |
| Apartment                    | 125             | -                           | -      | -      | 16     | 24     | 49     | 27     | 1     | 4           | Woonkamer                    |  |  |             |
| Married                      | 282             | 29                          | 28     | 16     | 38     | 10     | 41     | 48     | 14    | 49          | Nie getroud                  |  |  |             |
| Not married                  | 407             | 29                          | 28     | 16     | 13     | 54     | 90     | 75     | 15    | 53          | Totaal                       |  |  |             |
| Licensed hotel               | 435             | -                           | -      | 1      | 3      | 29     | 210    | 144    | 27    | 8           | Geliesensierde hotel         |  |  |             |
| Married                      | 634             | 54                          | 42     | 14     | 12     | 70     | 11     | 286    | 32    | 22          | Nie getroud                  |  |  |             |
| Not married                  | 1,069           | 54                          | 42     | 15     | 15     | 83     | 40     | 496    | 59    | 30          | Totaal                       |  |  |             |
| Private hotel/boarding house | 371             | -                           | -      | -      | 11     | 27     | 38     | 123    | 6     | 3           | Private hotel/losieshuis     |  |  |             |
| Married                      | 641             | 92                          | 92     | 41     | 28     | 117    | 24     | 138    | 14    | 27          | Nie getroud                  |  |  |             |
| Not married                  | 1,012           | 92                          | 92     | 41     | 39     | 144    | 62     | 295    | 20    | 30          | Totaal                       |  |  |             |
| Institution                  | 44              | -                           | -      | -      | -      | 1      | 9      | 10     | 15    | 9           | Inrigting                    |  |  |             |
| Married                      | 411             | 103                         | 48     | 13     | 7      | 13     | 4      | 60     | 41    | 106         | Nie getroud                  |  |  |             |
| Not married                  | 455             | 103                         | 48     | 13     | 7      | 13     | 26     | 70     | 56    | 115         | Totaal                       |  |  |             |
| Other collective dwellings   | 139             | -                           | -      | 1      | 1      | 8      | 78     | 36     | 6     | 4           | Ander gemeenskaplike wonings |  |  |             |
| Married                      | 1,312           | 48                          | 244    | 327    | 454    | 122    | 295    | 148    | 9     | 23          | Nie getroud                  |  |  |             |
| Not married                  | 2,051           | 48                          | 244    | 328    | 462    | 127    | 373    | 184    | 15    | 27          | Totaal                       |  |  |             |
| Other                        | 39              | -                           | -      | 1      | 1      | 2      | 21     | 12     | 1     | -           | Getroud                      |  |  |             |
| Married                      | 49              | 16                          | 5      | 3      | 2      | 11     | 12     | 12     | 1     | 2           | Nie getroud                  |  |  |             |
| Not married                  | 88              | 16                          | 5      | 4      | 2      | 11     | 33     | 12     | 1     | 2           | Totaal                       |  |  |             |
| ?                            | 76              | -                           | -      | -      | -      | 1      | 3      | 22     | 13    | 2           | Getroud                      |  |  |             |
| Married                      | 190             | 27                          | 19     | 19     | 10     | 25     | 27     | 28     | 5     | 20          | Nie getroud                  |  |  |             |
| Not married                  | 266             | 27                          | 19     | 19     | 10     | 27     | 62     | 50     | 18    | 22          | Totaal                       |  |  |             |
| Total                        | 71,839          | 27,703                      | 27,226 | 27,352 | 27,130 | 31,407 | 29,141 | 2,319  | 1,277 | 2,900       | Getroud                      |  |  |             |
| Married                      | 87,183          | 27,703                      | 27,226 | 7,352  | 6,260  | 4,514  | 3,853  | 4,786  | 718   | 2,900       | Nie getroud                  |  |  |             |
| Not married                  | 159,022         | 27,703                      | 27,226 | 7,352  | 7,130  | 6,260  | 33,786 | 3,037  | 3,037 | 4,177       | Totaal                       |  |  |             |

1/ "Not married" includes marital status "unspecified"  
2/ Excludes age unspecified

1/ "Nie getroud" sluit in huwelikstaat "ongespesifiseer"  
2/ Sluit uit ouderdom ongespesifiseer

WHITES  
TABLE 7 - HOME LANGUAGE BY OFFICIAL LANGUAGE AND AGE

TABEL 7 - HUISTAAAL VOLGENS AMPTELIKE TAAL EN OUDERDOM

BLANKES

| Home language and age groups<br>Huisstaal en ouderdomsgroepe | Total<br>Totaal | Official language - Amptelike taal           |        |                              |       |                                   |        |                    |       |   |   |   |   |
|--|-----------------|--|--------|------------------------------|-------|-----------------------------------|--------|--------------------|-------|---|---|---|---|
|  |                 | English and Afrikaans<br>Engels en Afrikaans |        | English only<br>Slegs Engels |       | Afrikaans only<br>Slegs Afrikaans |        | Neither<br>Geeneen |       |   |   |   |   |
|  |                 | M.   | F.-V.  | M.                           | F.-V. | M.                                | F.-V.  | M.                 | F.-V. |   |   |   |   |
| 0 - 4  | 216             | 125  | 91     | -                            | -     | -                                 | -      | -                  | -     | - | - | - | - |
| 5 - 14   | 586             | 297  | 289    | -                            | -     | -                                 | -      | -                  | -     | - | - | - | - |
| 15 - 24  | 551             | 291  | 260    | -                            | -     | -                                 | -      | -                  | -     | - | - | - | - |
| 25 - 64  | 1,476           | 746  | 730    | -                            | -     | -                                 | -      | -                  | -     | - | - | - | - |
| 65+  | 137             | 64   | 73     | -                            | -     | -                                 | -      | -                  | -     | - | - | - | - |
| ?  | 1               | -  | 1      | -                            | -     | -                                 | -      | -                  | -     | - | - | - | - |
| Total-Totaal   | 2,967           | 1,523  | 1,444  | -                            | -     | -                                 | -      | -                  | -     | - | - | - | - |
| 0 - 4  | 5,768           | 433  | 457    | 2,471                        | 2,407 | -                                 | -      | -                  | -     | - | - | - | - |
| 5 - 14   | 10,825          | 3,726  | 3,844  | 1,355                        | 1,660 | -                                 | -      | -                  | -     | - | - | - | - |
| 15 - 24  | 8,719           | 4,114  | 3,788  | 3,036                        | 439   | -                                 | -      | -                  | -     | - | - | - | - |
| 25 - 64  | 26,737          | 10,283                                       | 9,546  | 3,036                        | 3,910 | -                                 | -      | -                  | -     | - | - | - | - |
| 65+  | 3,294           | 601  | 799    | 729                          | 1,165 | -                                 | -      | -                  | -     | - | - | - | - |
| ?  | 3               | 3  | 2      | 1                            | 7     | -                                 | -      | -                  | -     | - | - | - | - |
| Total-Totaal   | 55,356          | 19,120                                       | 18,438 | 8,210                        | 9,588 | -                                 | -      | -                  | -     | - | - | - | - |
| 0 - 4  | 13,622          | 484  | 465    | -                            | -     | 6,535                             | 6,138  | -                  | -     | - | - | - | - |
| 5 - 14   | 22,354          | 6,288  | 6,401  | -                            | -     | 5,023                             | 4,682  | -                  | -     | - | - | - | - |
| 15 - 24  | 17,721          | 8,746  | 8,187  | -                            | -     | 359                               | 429    | -                  | -     | - | - | - | - |
| 25 - 64  | 38,348          | 19,078                                       | 17,482 | -                            | -     | 699                               | 1,089  | -                  | -     | - | - | - | - |
| 65+  | 3,597           | 1,164  | 1,353  | -                            | -     | 384                               | 696    | -                  | -     | - | - | - | - |
| ?  | 20              | 9  | 6      | -                            | -     | 4                                 | 1      | -                  | -     | - | - | - | - |
| Total-Totaal   | 95,662          | 35,729                                       | 33,894 | -                            | -     | 13,004                            | 13,035 | -                  | -     | - | - | - | - |
| 0 - 4  | 200             | 11   | 15     | 1                            | -     | 25                                | 26     | 56                 | 66    | - | - | - | - |
| 5 - 14   | 289             | 90   | 91     | 2                            | 3     | 45                                | 39     | 10                 | 10    | - | - | - | - |
| 15 - 24  | 193             | 91   | 70     | 2                            | 4     | 12                                | 5      | 4                  | 4     | - | - | - | - |
| 25 - 64  | 605             | 255  | 162    | 1                            | 2     | 57                                | 96     | 14                 | 14    | - | - | - | - |
| 65+  | 15              | 6  | 4      | -                            | -     | 2                                 | 2      | -                  | -     | - | - | - | - |
| ?  | -               | -  | -      | -                            | -     | -                                 | -      | -                  | -     | - | - | - | - |
| Total-Totaal   | 1,302           | 453  | 342    | 8                            | 8     | 141                               | 168    | 83                 | 99    | - | - | - | - |
| 0 - 4  | 130             | 4  | 5      | 6                            | 10    | 6                                 | 4      | 47                 | 48    | - | - | - | - |
| 5 - 14   | 101             | 32   | 37     | 8                            | 8     | 6                                 | 8      | 1                  | 1     | - | - | - | - |
| 15 - 24  | 138             | 44   | 29     | 25                           | 17    | 4                                 | 7      | 4                  | 4     | - | - | - | - |
| 25 - 64  | 470             | 132  | 69     | 108                          | 81    | 20                                | 24     | 13                 | 23    | - | - | - | - |
| 65+  | 34              | 5  | 13     | 2                            | 4     | -                                 | 2      | 3                  | 5     | - | - | - | - |
| ?  | 2               | -  | -      | 2                            | 4     | -                                 | -      | 1                  | 1     | - | - | - | - |
| Total-Totaal   | 875             | 217  | 153    | 150                          | 120   | 36                                | 45     | 73                 | 81    | - | - | - | - |
| 0 - 4  | -               | -  | -      | -                            | -     | -                                 | -      | -                  | -     | - | - | - | - |
| 5 - 14   | 7               | 3  | 3      | 2                            | 1     | -                                 | -      | -                  | -     | - | - | - | - |
| 15 - 24  | 6               | 4  | 2      | 2                            | 3     | -                                 | -      | -                  | -     | - | - | - | - |
| 25 - 64  | 116             | 34   | 23     | 19                           | 39    | -                                 | -      | -                  | -     | - | - | - | - |
| 65+  | 50              | 18   | 6      | 10                           | 13    | -                                 | -      | -                  | -     | - | - | - | - |
| ?  | -               | -  | -      | -                            | -     | -                                 | -      | -                  | -     | - | - | - | - |
| Total-Totaal   | 179             | 59   | 34     | 29                           | 53    | -                                 | -      | -                  | -     | - | - | - | - |
| 0 - 4  | 89              | 8  | 7      | 9                            | 12    | -                                 | -      | 21                 | 32    | - | - | - | - |
| 5 - 14   | 156             | 55   | 57     | 21                           | 18    | -                                 | -      | 3                  | 2     | - | - | - | - |
| 15 - 24  | 137             | 42   | 48     | 21                           | 17    | -                                 | -      | 3                  | 6     | - | - | - | - |
| 25 - 64  | 445             | 107  | 58     | 118                          | 116   | -                                 | -      | 10                 | 35    | - | - | - | - |
| 65+  | 37              | 8  | 2      | 13                           | 3     | -                                 | -      | 4                  | 7     | - | - | - | - |
| ?  | -               | -  | -      | -                            | -     | -                                 | -      | -                  | -     | - | - | - | - |
| Total-Totaal   | 864             | 220  | 172    | 182                          | 166   | -                                 | -      | 41                 | 82    | - | - | - | - |

WHITES  
TABLE 7 - HOME LANGUAGE BY OFFICIAL LANGUAGE AND AGE

TABEL 7 - HUISTAAAL VOLGENS AMPTELIKE TAAL EN OUDERDOM

BLANKES

| Home language and age groups<br>Huisstaal en ouderdomsgroepe | Total<br>Totaal | Official language - Amptelike taal           |        |                              |        |                                   |       |                    |        |   |    |   |   |
|--|-----------------|--|--------|------------------------------|--------|-----------------------------------|-------|--------------------|--------|---|----|---|---|
|  |                 | English and Afrikaans<br>Engels en Afrikaans |        | English only<br>Slegs Engels |        | Afrikaans only<br>Slegs Afrikaans |       | Neither<br>Geeneen |        |   |    |   |   |
|  |                 | M.   | F.-V.  | M.                           | F.-V.  | M.                                | F.-V. | M.                 | F.-V.  |   |    |   |   |
| 0 - 4  | 59              | -  | -      | 8                            | 6      | -                                 | -     | -                  | -      | - | -  | - | - |
| 5 - 14   | 82              | 21   | 16     | 18                           | 17     | -                                 | -     | 18                 | 4      | 6 | 27 | 6 |   |
| 15 - 24  | 88              | 8  | 7      | 47                           | 11     | -                                 | -     | 4                  | 8      | 7 | 7  | 7 |   |
| 25 - 64  | 320             | 17   | 10     | 146                          | 66     | -                                 | -     | 39                 | 41     | 6 | 41 | 6 |   |
| 65+  | 18              | 3  | -      | 4                            | 3      | -                                 | -     | 2                  | 2      | - | -  | - |   |
| ?  | 2               | -  | -      | -                            | -      | -                                 | -     | -                  | -      | - | -  | - |   |
| Total-Totaal   | 567             | 49   | 33     | 223                          | 103    | -                                 | -     | 71                 | 87     | - | -  | - |   |
| 0 - 4  | 115             | 1  | 2      | 9                            | 8      | -                                 | -     | 1                  | 47     | - | -  | - |   |
| 5 - 14   | 214             | 59   | 48     | 35                           | 40     | -                                 | -     | 17                 | 14     | - | -  | - |   |
| 15 - 24  | 140             | 39   | 29     | 31                           | 29     | -                                 | -     | 8                  | 13     | - | -  | - |   |
| 25 - 64  | 424             | 42   | 19     | 185                          | 66     | -                                 | -     | 36                 | 76     | - | -  | - |   |
| 65+  | 18              | 1  | -      | 7                            | 1      | -                                 | -     | 2                  | 7      | - | -  | - |   |
| ?  | 1               | 1  | -      | 7                            | 1      | -                                 | -     | 2                  | 7      | - | -  | - |   |
| Total-Totaal   | 911             | 142  | 89     | 267                          | 144    | -                                 | -     | 110                | 157    | - | -  | - |   |
| 0 - 4  | 10              | -  | -      | 1                            | 1      | -                                 | -     | 2                  | 4      | - | -  | - |   |
| 5 - 14   | 9               | 2  | 1      | 1                            | 4      | -                                 | -     | 1                  | 1      | - | -  | - |   |
| 15 - 24  | 27              | 1  | 2      | 11                           | 8      | -                                 | -     | 1                  | 1      | - | -  | - |   |
| 25 - 64  | 1               | 3  | 2      | 11                           | 8      | -                                 | -     | 1                  | 1      | - | -  | - |   |
| 65+  | 1               | -  | -      | -                            | -      | -                                 | -     | -                  | -      | - | -  | - |   |
| ?  | -               | -  | -      | -                            | -      | -                                 | -     | -                  | -      | - | -  | - |   |
| Total-Totaal   | 56              | 6  | 3      | 16                           | 17     | -                                 | -     | 4                  | 7      | - | -  | - |   |
| 0 - 4  | 35              | 1  | -      | 3                            | 4      | -                                 | -     | 1                  | 12     | - | -  | - |   |
| 5 - 14   | 55              | 13   | 16     | 9                            | 11     | -                                 | -     | 1                  | 2      | - | -  | - |   |
| 15 - 24  | 48              | 9  | 10     | 18                           | 7      | -                                 | -     | 2                  | 2      | - | -  | - |   |
| 25 - 64  | 151             | 25   | 14     | 52                           | 37     | -                                 | -     | 5                  | 9      | - | -  | - |   |
| 65+  | 13              | -  | -      | 5                            | 6      | -                                 | -     | -                  | 2      | - | -  | - |   |
| ?  | -               | -  | -      | -                            | -      | -                                 | -     | -                  | -      | - | -  | - |   |
| Total-Totaal   | 302             | 48   | 40     | 87                           | 65     | -                                 | -     | 22                 | 27     | - | -  | - |   |
| ?  | 4               | -  | -      | -                            | -      | -                                 | -     | 2                  | 2      | - | -  | - |   |
| Total-Totaal   | 159,045         | 57,566                                       | 54,642 | 9,172                        | 10,264 | -                                 | -     | 13,191             | 13,258 | - | -  | - | - |
| Grand total - Groot-totaal                                   | 159,045         | 57,566                                       | 54,642 | 9,172                        | 10,264 | -                                 | -     | 13,191             | 13,258 | - | -  | - | - |

WHITES  
TABLE 8 - BIRTHPLACE BY AGE AND NATIONALITY

TABEL 8 - GEBORTEPLEK VOLGENS OUDERDOM EN BURGERSKAP

BLANKES

| Birthplace and nationality     | Total<br>Totaal | Age groups - Ouderdomsgroepe |       |       |       |        |        |       |       |     |       |    |       | Geboorteplek en burgerskap |    |                                |
|--------------------------------|-----------------|------------------------------|-------|-------|-------|--------|--------|-------|-------|-----|-------|----|-------|----------------------------|----|--------------------------------|
|                                |                 | 0-14                         |       | 15-19 |       | 20-24  |        | 25-64 |       | 65+ |       | M. | F.-V. | ?                          | M. | F.-V.                          |
|                                |                 | M.                           | F.-V. | M.    | F.-V. | M.     | F.-V.  | M.    | F.-V. | M.  | F.-V. |    |       |                            |    |                                |
| South Africa                   | 143,704         | 26,599                       | 6,983 | 6,443 | 5,332 | 30,033 | 29,621 | 2,089 | 3,072 | 14  | 10    |    | 14    | 10                         |    | South Africa                   |
| S. African                     | 517             | 196                          | 4     | 10    | 3     | 31     | 62     | 3     | 6     |     |       |    |       |                            |    | S. African                     |
| Not S. African                 | 144,221         | 26,342                       | 6,987 | 6,446 | 5,340 | 30,064 | 29,683 | 2,092 | 3,078 | 14  | 10    |    | 14    | 10                         |    | Not S. African                 |
| Cape                           | 19,649          | 909                          | 526   | 773   | 537   | 6,854  | 6,492  | 889   | 1,328 | 1   | 1     |    | 1     | 1                          |    | Cape                           |
| S. African                     | 55              | 8                            |       |       | 2     | 14     | 23     | 2     | 3     |     |       |    |       |                            |    | S. African                     |
| Not S. African                 | 19,704          | 917                          | 526   | 773   | 539   | 6,868  | 6,515  | 891   | 1,331 | 1   | 1     |    | 1     | 1                          |    | Not S. African                 |
| Natal                          | 3,962           | 468                          | 164   | 179   | 170   | 1,104  | 1,037  | 99    | 115   |     | 2     |    |       | 2                          |    | Natal                          |
| S. African                     | 10              | 4                            |       |       |       |        | 3      |       | 1     |     |       |    |       |                            |    | S. African                     |
| Not S. African                 | 3,972           | 472                          | 164   | 179   | 170   | 1,104  | 1,040  | 99    | 116   |     | 2     |    |       | 2                          |    | Not S. African                 |
| Transvaal                      | 107,032         | 24,208                       | 5,958 | 5,061 | 4,844 | 17,926 | 17,907 | 633   | 930   | 10  | 6     |    | 10    | 6                          |    | Transvaal                      |
| S. African                     | 397             | 170                          | 3     | 6     | 3     | 13     | 27     | 3     | 3     |     |       |    |       |                            |    | S. African                     |
| Not S. African                 | 107,429         | 24,378                       | 5,961 | 5,054 | 4,850 | 17,939 | 17,934 | 634   | 931   | 10  | 6     |    | 10    | 6                          |    | Not S. African                 |
| O.F.S.                         | 11,626          | 646                          | 244   | 379   | 327   | 4,104  | 3,975  | 444   | 655   | 1   |       |    | 1     |                            |    | O.F.S.                         |
| S. African                     | 19              | 3                            |       |       |       | 4      | 6      |       | 1     |     |       |    |       |                            |    | S. African                     |
| Not S. African                 | 11,645          | 649                          | 244   | 379   | 327   | 4,108  | 3,981  | 444   | 656   | 1   |       |    | 1     |                            |    | Not S. African                 |
| South Africa (so stated)       | 1,435           | 368                          | 91    | 82    | 61    | 145    | 210    | 24    | 44    | 2   | 1     |    | 2     | 1                          |    | South Africa (so stated)       |
| S. African                     | 36              | 11                           | 1     | 1     |       |        | 3      |       |       |     |       |    |       |                            |    | S. African                     |
| Not S. African                 | 1,471           | 379                          | 92    | 83    | 61    | 145    | 213    | 24    | 44    | 2   | 1     |    | 2     | 1                          |    | Not S. African                 |
| Other in Africa                | 422             | 44                           | 14    | 11    | 24    | 113    | 137    | 2     | 3     |     |       |    |       |                            |    | Other in Africa                |
| South West Africa              | 1               |                              |       |       |       |        | 1      |       |       |     |       |    |       |                            |    | South West Africa              |
| S. African                     | 423             | 44                           | 14    | 11    | 24    | 113    | 138    | 2     | 3     |     |       |    |       |                            |    | S. African                     |
| Not S. African                 |                 |                              |       |       |       |        |        |       |       |     |       |    |       |                            |    | Not S. African                 |
| British countries and colonies | 536             | 135                          | 29    | 21    | 12    | 89     | 102    | 2     | 2     |     |       |    |       |                            |    | British countries and colonies |
| Rhodesias and Nyasaland        | 125             | 43                           | 3     | 7     | 1     | 14     | 11     | 1     | 1     |     |       |    |       |                            |    | Rhodesias and Nyasaland        |
| S. African                     | 661             | 178                          | 34    | 27    | 13    | 103    | 113    | 2     | 2     |     |       |    |       |                            |    | S. African                     |
| Not S. African                 |                 |                              |       |       |       |        |        |       |       |     |       |    |       |                            |    | Not S. African                 |
| Other                          | 298             | 24                           | 6     | 7     | 11    | 108    | 93     | 3     | 13    |     |       |    |       |                            |    | Other                          |
| S. African                     | 55              | 15                           | 14    | 3     | 2     | 6      | 10     |       |       |     |       |    |       |                            |    | S. African                     |
| Not S. African                 | 353             | 39                           | 7     | 10    | 13    | 114    | 103    | 3     | 13    |     |       |    |       |                            |    | Not S. African                 |
| Portuguese territories         | 30              |                              | 1     | 1     |       | 15     | 11     |       |       |     |       |    |       |                            |    | Portuguese territories         |
| S. African                     | 64              | 4                            | 4     | 7     |       | 4      | 4      |       |       |     |       |    |       |                            |    | S. African                     |
| Not S. African                 |                 |                              |       |       |       |        |        |       |       |     |       |    |       |                            |    | Not S. African                 |
| Other territories              | 47              | 6                            | 5     | 3     | 3     | 14     | 14     | 1     | 1     |     |       |    |       |                            |    | Other territories              |
| S. African                     | 71              | 5                            | 2     | 2     | 3     | 19     | 23     | 1     | 1     |     |       |    |       |                            |    | S. African                     |
| Not S. African                 | 118             | 11                           | 4     | 4     | 9     | 33     | 37     | 2     | 2     |     |       |    |       |                            |    | Not S. African                 |

WHITES  
TABLE 8 - BIRTHPLACE BY AGE AND NATIONALITY

TABEL 8 - GEBORTEPLEK VOLGENS OUDERDOM EN BURGERSKAP

BLANKES

| Birthplace and nationality | Total<br>Totaal | Age groups - Ouderdomsgroepe |        |       |       |       |       |        |       |       |       |    |       | Geboorteplek en burgerskap |    |                 |
|----------------------------|-----------------|------------------------------|--------|-------|-------|-------|-------|--------|-------|-------|-------|----|-------|----------------------------|----|-----------------|
|                            |                 | 0-14                         |        | 15-19 |       | 20-24 |       | 25-64  |       | 65+   |       | M. | F.-V. | ?                          | M. | F.-V.           |
|                            |                 | M.                           | F.-V.  | M.    | F.-V. | M.    | F.-V. | M.     | F.-V. | M.    | F.-V. |    |       |                            |    |                 |
| Europe                     | 3,964           | 43                           | 63     | 41    | 47    | 34    | 1,273 | 1,174  | 540   | 707   | 1     | 2  |       | 1                          | 2  | Europe          |
| United Kingdom             | 2,248           | 188                          | 155    | 90    | 95    | 87    | 806   | 666    | 33    | 46    |       |    |       |                            |    | United Kingdom  |
| S. African                 | 6,212           | 231                          | 218    | 131   | 142   | 121   | 2,079 | 1,940  | 573   | 753   | 1     | 2  |       | 1                          | 2  | S. African      |
| Not S. African             |                 |                              |        |       |       |       |       |        |       |       |       |    |       |                            |    | Not S. African  |
| Italy                      | 121             | 11                           | 5      | 3     | 1     | 10    | 42    | 40     | 6     | 2     |       |    |       |                            |    | Italy           |
| S. African                 | 515             | 30                           | 33     | 10    | 12    | 65    | 236   | 105    | 6     | 8     |       |    |       |                            |    | S. African      |
| Not S. African             | 636             | 41                           | 38     | 13    | 13    | 75    | 278   | 145    | 12    | 10    |       |    |       |                            |    | Not S. African  |
| Germany                    | 248             | 1                            | 2      |       |       | 6     | 97    | 91     | 19    | 31    |       |    |       |                            |    | Germany         |
| Not S. African             | 690             | 32                           | 47     | 17    | 18    | 69    | 279   | 176    | 12    | 10    |       |    |       |                            |    | Not S. African  |
| Total                      | 938             | 33                           | 49     | 17    | 18    | 75    | 376   | 267    | 26    | 45    |       |    |       |                            |    | Total           |
| Netherlands                | 290             | 8                            | 14     | 10    | 10    | 3     | 101   | 88     | 19    | 19    |       |    |       |                            |    | Netherlands     |
| S. African                 | 1,425           | 186                          | 175    | 73    | 57    | 58    | 464   | 351    | 9     | 6     |       |    |       |                            |    | S. African      |
| Not S. African             | 1,715           | 194                          | 189    | 83    | 67    | 76    | 565   | 439    | 28    | 25    |       |    |       |                            |    | Not S. African  |
| Ireland                    | 185             | 2                            |        |       |       | 2     | 66    | 51     | 29    | 34    |       |    |       |                            |    | Ireland         |
| S. African                 | 93              | 5                            | 3      | 1     | 1     | 3     | 32    | 39     |       | 6     |       |    |       |                            |    | S. African      |
| Not S. African             | 278             | 7                            | 3      | 1     | 1     | 3     | 98    | 90     | 29    | 40    |       |    |       |                            |    | Not S. African  |
| Other                      | 1,328           | 12                           | 16     | 14    | 11    | 13    | 565   | 415    | 165   | 103   |       |    |       |                            |    | Other           |
| S. African                 | 1,291           | 66                           | 45     | 37    | 37    | 45    | 558   | 332    | 45    | 39    |       |    |       |                            |    | S. African      |
| Not S. African             | 2,619           | 78                           | 61     | 51    | 48    | 99    | 1,123 | 747    | 210   | 142   |       |    |       |                            |    | Not S. African  |
| America N. & S.            | 111             | 3                            | 4      |       |       | 2     | 39    | 40     | 14    | 8     |       |    |       |                            |    | America N. & S. |
| S. African                 | 84              | 11                           | 11     | 1     | 1     | 11    | 20    | 26     |       | 3     |       |    |       |                            |    | S. African      |
| Not S. African             | 195             | 14                           | 15     |       | 1     | 13    | 59    | 66     | 14    | 11    |       |    |       |                            |    | Not S. African  |
| Asia                       | 206             | 7                            |        | 2     | 4     | 4     | 102   | 68     | 8     | 10    |       |    |       |                            |    | Asia            |
| S. African                 | 156             | 10                           | 9      | 3     | 3     | 62    | 49    | 4      | 3     | 3     |       |    |       |                            |    | S. African      |
| Not S. African             | 382             | 17                           | 9      | 5     | 7     | 9     | 164   | 117    | 12    | 13    |       |    |       |                            |    | Not S. African  |
| Oceania                    | 180             |                              |        |       |       |       | 47    | 41     | 29    | 32    |       |    |       |                            |    | Oceania         |
| S. African                 | 68              | 7                            | 10     | 1     |       | 4     | 17    | 19     | 2     | 1     |       |    |       |                            |    | S. African      |
| Not S. African             | 215             | 7                            | 10     | 1     |       | 4     | 64    | 60     | 31    | 33    |       |    |       |                            |    | Not S. African  |
| ?                          | 50              | 6                            | 7      | 2     | 2     | 2     | 11    | 10     | 2     | 7     |       |    |       |                            |    | ?               |
| S. African                 | 23              | 6                            | 5      | 2     | 2     | 2     | 3     |        |       | 1     |       |    |       |                            |    | S. African      |
| Not S. African             | 73              | 12                           | 12     | 3     | 2     | 1     | 14    | 10     | 2     | 8     |       |    |       |                            |    | Not S. African  |
| Total                      | 161,690         | 26,901                       | 26,470 | 7,107 | 6,876 | 6,574 | 6,047 | 32,715 | 2,928 | 4,043 | 16    | 17 |       | 16                         | 17 | Total           |
| S. African                 | 7,393           | 804                          | 789    | 245   | 254   | 359   | 351   | 1,880  | 110   | 135   |       | 3  |       | 2                          | 3  | S. African      |
| Not S. African             | 159,083         | 27,705                       | 27,229 | 7,352 | 7,130 | 6,973 | 6,236 | 35,266 | 3,038 | 4,178 |       | 20 |       | 18                         | 20 | Not S. African  |

WHITES  
TABLE 9 - NATIONALITY BY AGE AND BIRTHPLACE

TABEL 9 - BURGESKAP VOLGENS OUDERDOM EN GEBORTEPLEK

BLANKES

| Country of nationality and birthplace | Total<br>Totaal | Age groups - Ouderdomsgroepe |        |       |       |       |       |        |        |       |       |    |       | Land van burgerskap en geboorteplek |  |  |                           |
|---------------------------------------|-----------------|------------------------------|--------|-------|-------|-------|-------|--------|--------|-------|-------|----|-------|-------------------------------------|--|--|---------------------------|
|                                       |                 | 0-14                         |        | 15-19 |       | 20-24 |       | 25-64  |        | 65+   |       | ?  |       |                                     |  |  |                           |
|                                       |                 | M.                           | F.-V.  | M.    | F.-V. | M.    | F.-V. | M.     | F.-V.  | M.    | F.-V. | M. | F.-V. |                                     |  |  |                           |
| <b>Afrika</b>                         |                 |                              |        |       |       |       |       |        |        |       |       |    |       |                                     |  |  |                           |
| Born in South Africa                  | 143,756         | 26,605                       | 26,153 | 6,985 | 6,762 | 6,443 | 5,934 | 30,045 | 29,632 | 2,091 | 3,079 | 15 | 12    |                                     |  |  | Afrika                    |
| Not born in South Africa              | 7,934           | 296                          | 317    | 122   | 114   | 131   | 113   | 2,670  | 2,364  | 837   | 964   | 1  | 5     |                                     |  |  | Suid-Afrika               |
| Total                                 | 151,690         | 26,901                       | 26,470 | 7,107 | 6,876 | 6,574 | 6,047 | 32,715 | 31,996 | 2,928 | 4,043 | 16 | 17    |                                     |  |  | Nie in Suid-Afrika gebore |
| Rhodesias and Nyasaland               |                 |                              |        |       |       |       |       |        |        |       |       |    |       |                                     |  |  |                           |
| Born in South Africa                  | 43              | 7                            | 5      | 1     | 2     | 2     | 1     | 10     | 14     | -     | 1     | -  | -     |                                     |  |  | Rhodesias en Nyasaland    |
| Not born in South Africa              | 116             | 35                           | 31     | 4     | 5     | 2     | 7     | 18     | 12     | -     | 2     | -  | -     |                                     |  |  | Suid-Afrika               |
| Total                                 | 159             | 42                           | 36     | 5     | 7     | 4     | 8     | 28     | 26     | -     | 3     | -  | -     |                                     |  |  | Nie in Suid-Afrika gebore |
| Other countries in Africa             |                 |                              |        |       |       |       |       |        |        |       |       |    |       |                                     |  |  |                           |
| Born in South Africa                  | -               | -                            | -      | -     | -     | -     | -     | -      | -      | -     | -     | -  | -     |                                     |  |  | Ander lande in Afrika     |
| Not born in South Africa              | 15              | 1                            | 1      | 2     | -     | 1     | 1     | 5      | 4      | -     | -     | -  | -     |                                     |  |  | Suid-Afrika               |
| Total                                 | 15              | 1                            | 1      | 2     | -     | 1     | 1     | 5      | 4      | -     | -     | -  | -     |                                     |  |  | Nie in Suid-Afrika gebore |
| <b>Europe</b>                         |                 |                              |        |       |       |       |       |        |        |       |       |    |       |                                     |  |  |                           |
| United Kingdom                        |                 |                              |        |       |       |       |       |        |        |       |       |    |       |                                     |  |  |                           |
| Born in South Africa                  | 167             | 68                           | 65     | -     | 5     | 1     | 4     | 4      | 18     | -     | 1     | -  | -     |                                     |  |  | Verenigde Koninkryk       |
| Not born in South Africa              | 2,442           | 207                          | 186    | 92    | 102   | 94    | 93    | 866    | 727    | 35    | 50    | -  | -     |                                     |  |  | Suid-Afrika               |
| Total                                 | 2,609           | 275                          | 251    | 92    | 107   | 95    | 97    | 861    | 745    | 35    | 51    | -  | -     |                                     |  |  | Nie in Suid-Afrika gebore |
| Portugal                              |                 |                              |        |       |       |       |       |        |        |       |       |    |       |                                     |  |  |                           |
| Born in South Africa                  | 43              | 22                           | 17     | 1     | -     | 31    | 18    | 1      | 1      | 13    | 9     | -  | -     |                                     |  |  | Portugal                  |
| Not born in South Africa              | 586             | 43                           | 28     | 16    | 17    | 70    | 28    | 285    | 176    | 8     | 13    | 1  | -     |                                     |  |  | Suid-Afrika               |
| Total                                 | 599             | 65                           | 45     | 17    | 23    | 31    | 18    | 247    | 138    | 13    | 10    | 1  | -     |                                     |  |  | Nie in Suid-Afrika gebore |
| Germany                               |                 |                              |        |       |       |       |       |        |        |       |       |    |       |                                     |  |  |                           |
| Born in South Africa                  | 25              | 12                           | 13     | -     | -     | -     | -     | -      | -      | -     | -     | -  | -     |                                     |  |  | Duitsland                 |
| Not born in South Africa              | 694             | 33                           | 46     | 16    | 17    | 70    | 28    | 285    | 176    | 8     | 13    | 1  | -     |                                     |  |  | Suid-Afrika               |
| Total                                 | 719             | 45                           | 59     | 16    | 17    | 70    | 28    | 285    | 176    | 8     | 13    | 1  | -     |                                     |  |  | Nie in Suid-Afrika gebore |
| Netherlands                           |                 |                              |        |       |       |       |       |        |        |       |       |    |       |                                     |  |  |                           |
| Born in South Africa                  | 112             | 52                           | 58     | -     | -     | 1     | 1     | 1      | 1      | -     | -     | -  | -     |                                     |  |  | Nederlans                 |
| Not born in South Africa              | 1,471           | 198                          | 181    | 73    | 59    | 57    | 45    | 475    | 367    | 9     | 6     | 1  | -     |                                     |  |  | Suid-Afrika               |
| Total                                 | 1,583           | 250                          | 239    | 73    | 59    | 57    | 46    | 475    | 366    | 9     | 6     | 1  | -     |                                     |  |  | Nie in Suid-Afrika gebore |
| Italy                                 |                 |                              |        |       |       |       |       |        |        |       |       |    |       |                                     |  |  |                           |
| Born in South Africa                  | 14              | 5                            | 6      | -     | 1     | 1     | -     | 1      | -      | -     | -     | -  | -     |                                     |  |  | Italië                    |
| Not born in South Africa              | 520             | 30                           | 33     | 10    | 12    | 66    | 13    | 238    | 105    | 5     | 8     | -  | -     |                                     |  |  | Suid-Afrika               |
| Total                                 | 534             | 35                           | 39     | 10    | 13    | 67    | 13    | 239    | 105    | 5     | 8     | -  | -     |                                     |  |  | Nie in Suid-Afrika gebore |
| Other European countries              |                 |                              |        |       |       |       |       |        |        |       |       |    |       |                                     |  |  |                           |
| Born in South Africa                  | 34              | 16                           | 14     | -     | 10    | 51    | 29    | 325    | 2      | 20    | 32    | -  | -     |                                     |  |  | Ander Europese lande      |
| Not born in South Africa              | 796             | 34                           | 29     | 23    | 13    | 51    | 29    | 327    | 227    | 30    | 32    | -  | -     |                                     |  |  | Suid-Afrika               |
| Total                                 | 830             | 50                           | 42     | 23    | 13    | 51    | 29    | 327    | 227    | 30    | 32    | -  | -     |                                     |  |  | Nie in Suid-Afrika gebore |

WHITES  
TABLE 9 - NATIONALITY BY AGE AND BIRTHPLACE

TABEL 9 - BURGESKAP VOLGENS OUDERDOM EN GEBORTEPLEK

BLANKES

| Country of nationality and birthplace | Total<br>Totaal | Age groups - Ouderdomsgroepe |        |       |       |       |       |        |        |       |       |    |       | Land van burgerskap en geboorteplek |  |  |  |                           |
|---------------------------------------|-----------------|------------------------------|--------|-------|-------|-------|-------|--------|--------|-------|-------|----|-------|-------------------------------------|--|--|--|---------------------------|
|                                       |                 | 0-14                         |        | 15-19 |       | 20-24 |       | 25-64  |        | 65+   |       | ?  |       |                                     |  |  |  |                           |
|                                       |                 | M.                           | F.-V.  | M.    | F.-V. | M.    | F.-V. | M.     | F.-V.  | M.    | F.-V. | M. | F.-V. |                                     |  |  |  |                           |
| <b>America N. &amp; S.</b>            |                 |                              |        |       |       |       |       |        |        |       |       |    |       |                                     |  |  |  |                           |
| Canada                                |                 |                              |        |       |       |       |       |        |        |       |       |    |       |                                     |  |  |  |                           |
| Born in South Africa                  | 2               | -                            | 1      | -     | -     | -     | -     | -      | -      | -     | -     | -  | -     |                                     |  |  |  | Amerika N. & S.           |
| Not born in South Africa              | 16              | -                            | 1      | -     | 5     | 1     | 5     | 5      | 2      | 2     | 1     | -  | -     |                                     |  |  |  | Kanada                    |
| Total                                 | 18              | -                            | 2      | -     | 5     | 1     | 5     | 5      | 2      | 2     | 1     | -  | -     |                                     |  |  |  | Suid-Afrika               |
| Other American countries              |                 |                              |        |       |       |       |       |        |        |       |       |    |       |                                     |  |  |  |                           |
| Born in South Africa                  | 7               | 1                            | 5      | -     | -     | -     | -     | -      | 1      | 1     | -     | -  | -     |                                     |  |  |  | Ander Amerikaanse lande   |
| Not born in South Africa              | 53              | 9                            | 8      | -     | 1     | 5     | -     | 11     | 16     | 1     | 2     | -  | -     |                                     |  |  |  | Suid-Afrika               |
| Total                                 | 60              | 10                           | 13     | -     | 1     | 5     | -     | 11     | 17     | 1     | 2     | -  | -     |                                     |  |  |  | Nie in Suid-Afrika gebore |
| Australia and New Zealand             |                 |                              |        |       |       |       |       |        |        |       |       |    |       |                                     |  |  |  |                           |
| Born in South Africa                  | -               | -                            | -      | -     | -     | -     | -     | -      | -      | -     | -     | -  | -     |                                     |  |  |  | Australië en Nieu-Seeland |
| Not born in South Africa              | 63              | 7                            | 7      | 1     | 1     | 4     | 4     | 21     | 18     | 1     | 1     | -  | -     |                                     |  |  |  | Suid-Afrika               |
| Total                                 | 63              | 7                            | 7      | 1     | 1     | 4     | 4     | 21     | 18     | 1     | 1     | -  | -     |                                     |  |  |  | Nie in Suid-Afrika gebore |
| Other and unspecified                 |                 |                              |        |       |       |       |       |        |        |       |       |    |       |                                     |  |  |  |                           |
| Born in South Africa                  | 94              | 19                           | 17     | 2     | 2     | 4     | 4     | 16     | 26     | 2     | 4     | -  | -     |                                     |  |  |  | Ander en ongespesifiseer  |
| Not born in South Africa              | 110             | 5                            | 8      | 2     | 4     | 9     | 2     | 31     | 38     | 5     | 6     | -  | -     |                                     |  |  |  | Suid-Afrika               |
| Total                                 | 204             | 24                           | 25     | 4     | 6     | 9     | 6     | 47     | 64     | 7     | 10    | -  | -     |                                     |  |  |  | Nie in Suid-Afrika gebore |
| Total                                 | 144,297         | 26,807                       | 26,354 | 6,990 | 6,772 | 6,447 | 5,944 | 30,079 | 29,695 | 2,094 | 3,086 | 15 | 14    |                                     |  |  |  | Totaal                    |
| Born in South Africa                  | 14,786          | 598                          | 575    | 362   | 358   | 526   | 354   | 5,187  | 4,191  | 944   | 1,032 | 3  | 6     |                                     |  |  |  | Gebore in Suid-Afrika     |
| Not born in South Africa              | 159,083         | 27,705                       | 27,229 | 7,352 | 7,130 | 6,973 | 6,238 | 35,266 | 33,876 | 3,038 | 4,178 | 18 | 20    |                                     |  |  |  | Nie in Suid-Afrika gebore |

WHITES  
TABLE 10 - RELIGION BY AGE

BLANKES  
TABLE 10 - GODESDIENS VOLGENS OUDERDOM

| Religion                 | Total<br>Totaal | Age groups - Ouderdomsgroepe |        |       |       |       |       |        |        |       |       |                                |       | Godsdienst |
|--------------------------|-----------------|------------------------------|--------|-------|-------|-------|-------|--------|--------|-------|-------|--------------------------------|-------|------------|
|                          |                 | 0-14                         |        | 15-19 |       | 20-24 |       | 25-64  |        | 65+   |       | M.                             | F.-V. |            |
|                          |                 | M.                           | F.-V.  | M.    | F.-V. | M.    | F.-V. | M.     | F.-V.  | M.    | F.-V. |                                |       |            |
| Nederduits Gereformeerde | 55,517          | 9,810                        | 9,709  | 2,734 | 2,620 | 2,660 | 2,269 | 12,030 | 11,359 | 985   | 1,341 | Nederduits Gereformeerde       |       |            |
| Gereformeerde            | 6,087           | 1,141                        | 1,094  | 277   | 269   | 259   | 246   | 1,321  | 1,227  | 103   | 150   | Gereformeerde                  |       |            |
| Nederduits Hervormde     | 14,609          | 2,902                        | 2,748  | 687   | 721   | 663   | 689   | 2,971  | 2,778  | 214   | 236   | Nederduits Hervormde           |       |            |
| Anglican                 | 14,845          | 2,066                        | 2,009  | 640   | 574   | 564   | 475   | 3,702  | 3,736  | 430   | 649   | Anglikaanse                    |       |            |
| Methodist                | 16,680          | 2,637                        | 2,604  | 780   | 786   | 660   | 687   | 3,742  | 4,002  | 293   | 479   | Metodiste                      |       |            |
| Presbyterian             | 7,258           | 950                          | 938    | 270   | 233   | 257   | 215   | 1,927  | 1,882  | 251   | 325   | Presbiteriaanse                |       |            |
| Congregational           | 147             | 21                           | 22     | 5     | 3     | 3     | 3     | 41     | 32     | 5     | 12    | Congregational                 |       |            |
| Lutheran                 | 700             | 94                           | 87     | 18    | 19    | 32    | 25    | 217    | 164    | 21    | 23    | Lutherse                       |       |            |
| Roman Catholic           | 10,014          | 1,777                        | 1,894  | 442   | 401   | 500   | 360   | 2,254  | 2,047  | 135   | 204   | Rooms-Katolieke                |       |            |
| Apostolic Faith Mission  | 6,474           | 1,329                        | 1,282  | 310   | 338   | 287   | 293   | 1,177  | 1,239  | 108   | 131   | Apostoliese Geloofsending      |       |            |
| Baptist                  | 2,089           | 346                          | 311    | 98    | 111   | 67    | 85    | 441    | 457    | 48    | 95    | Baptiste                       |       |            |
| Seventh Day Adventist    | 845             | 139                          | 153    | 43    | 33    | 35    | 38    | 154    | 185    | 19    | 46    | Sewende Dag Adventiste         |       |            |
| Other Christian          | 16,249          | 3,355                        | 3,275  | 747   | 745   | 701   | 703   | 3,156  | 3,060  | 215   | 292   | Ander Christelike              |       |            |
| Jewish                   | 3,743           | 514                          | 572    | 147   | 136   | 92    | 81    | 959    | 972    | 150   | 120   | Joods                          |       |            |
| Other                    | 109             | -                            | 7      | -     | 4     | 1     | 2     | 44     | 35     | 8     | 8     | Ander                          |       |            |
| Object and no religion   | 2,151           | 304                          | 315    | 64    | 62    | 119   | 76    | 756    | 395    | 31    | 29    | Maak beswaar en geen godsdiens |       |            |
| ?                        | 1,572           | 333                          | 228    | 80    | 74    | 81    | 51    | 370    | 296    | 22    | 37    | ?                              |       |            |
| Total                    | 159,089         | 27,718                       | 27,248 | 7,352 | 7,129 | 6,971 | 6,238 | 35,262 | 33,866 | 3,038 | 4,177 | Totaal                         |       |            |

1/ Includes age unspecified  
1/ Sluit in ouderdom ongespesifiseer

WHITES  
TABLE 11 - BIRTHPLACE BY INDUSTRY

BLANKES  
TABLE 11 - GEBORTEPLEK VOLGENS NYWERHEID

| Birthplace and sex             | Total<br>Totaal | Industry divisions - Nywerheidsafdelings |        |                |               |              |                             |  |       |           |           |             |                           | Geboorteplek en geslag       |
|--------------------------------|-----------------|--|--------|----------------|---------------|--------------|-----------------------------|--|-------|-----------|-----------|-------------|---------------------------|------------------------------|
|                                |                 | Commerce - Handel                        |        |                |               |              |                             | Industry divisions - Nywerheidsafdelings |       |           |           |             |                           |                              |
|                                |                 | Agri-culture                             | Mining | Manu-facturing | Con-struction | Elec-tricity | Whole-sale and retail trade | Motor trade                              | Other | Transport | Ser-vices | Unem-ployed | Not eco-nomic-ally active |                              |
| South Africa                   | 72,398          | 379                                      | 9,695  | 11,316         | 3,609         | 356          | 2,106                       | 966                                      | 940   | 4,773     | 5,121     | 1,447       | 32,690                    | M. Suid-Afrika               |
|                                | F. 71,823       | 35                                       | 4,426  | 2,979          | 117           | 16           | 2,739                       | 240                                      | 1,023 | 744       | 3,740     | 572         | 59,186                    | V. T.                        |
|                                | T. 144,221      | 414                                      | 10,121 | 14,295         | 2,726         | 372          | 4,845                       | 1,206                                    | 1,963 | 5,517     | 8,861     | 2,019       | 91,876                    | T.                           |
| Cape                           | 9,976           | 64                                       | 1,870  | 1,899          | 448           | 68           | 397                         | 147                                      | 248   | 1,252     | 1,432     | 201         | 1,949                     | M. Kaap                      |
|                                | F. 9,728        | 10                                       | 89     | 432            | 17            | 1            | 546                         | 39                                       | 125   | 76        | 765       | 67          | 7,591                     | V. T.                        |
|                                | T. 19,704       | 74                                       | 1,929  | 2,331          | 466           | 69           | 943                         | 186                                      | 373   | 1,328     | 2,197     | 268         | 9,540                     | T.                           |
| Natal                          | 2,018           | 10                                       | 337    | 432            | 74            | 9            | 71                          | 32                                       | 147   | 164       | 173       | 50          | 627                       | M. Natal                     |
|                                | F. 1,984        | 3  | 14     | 107            | 9             | 9            | 68                          | 10                                       | 35    | 14        | 127       | 17          | 1,533                     | V. T.                        |
|                                | T. 3,972        | 13                                       | 351    | 539            | 83            | 9            | 136                         | 42                                       | 74    | 178       | 300       | 67          | 2,160                     | T.                           |
| Transvaal                      | 53,876          | 239                                      | 6,356  | 7,725          | 1,692         | 242          | 1,361                       | 687                                      | 555   | 2,698     | 2,842     | 1,019       | 28,460                    | M. Transvaal                 |
|                                | F. 53,553       | 22                                       | 328    | 2,179          | 86            | 15           | 1,810                       | 178                                      | 732   | 399       | 2,441     | 1,437       | 44,672                    | V. T.                        |
|                                | T. 107,429      | 261                                      | 6,684  | 9,904          | 1,778         | 257          | 3,171                       | 865                                      | 1,347 | 3,221     | 5,283     | 1,456       | 73,132                    | T.                           |
| O.F.S.                         | 5,825           | 64                                       | 1,069  | 1,198          | 376           | 36           | 255                         | 91                                       | 94    | 635       | 555       | 147         | 1,205                     | M. O.V.S.                    |
|                                | F. 5,820        | -  | 19     | 240            | 4             | -            | 266                         | 13                                       | 68    | 52        | 381       | 38          | 4,739                     | V. T.                        |
|                                | T. 11,645       | 64                                       | 1,088  | 1,438          | 380           | 36           | 521                         | 104                                      | 162   | 687       | 1,036     | 185         | 5,944                     | T.                           |
| South Africa (so stated)       | 703             | 2  | 63     | 62             | 18            | 1            | 22                          | 9  | 4     | 24        | 19        | 30          | 449                       | M. Suid-Afrika (so opgetree) |
|                                | F. 768          | -  | 6      | 21             | 1             | -            | 32                          | 9  | 9     | 9         | 26        | 13          | 651                       | V. T.                        |
|                                | T. 1,471        | 2  | 69     | 83             | 19            | 1            | 54                          | 9  | 13    | 33        | 45        | 43          | 1,100                     | T.                           |
| Other in Africa                | 197             | 1  | 29     | 39             | 5             | -            | 4                           | 5  | 5     | 32        | 14        | 7           | 56                        | M. Ander in Afrika           |
| South West Africa              | 226             | 1  | 2      | 5              | 1             | -            | 9                           | 1  | 3     | 4         | 24        | 1           | 176                       | V. T.                        |
|                                | T. 423          | 1  | 31     | 44             | 6             | -            | 13                          | 6  | 8     | 36        | 38        | 8           | 232                       | T.                           |
| British countries and colonies | 330             | 1  | 33     | 43             | 9             | 1            | 4                           | 6  | 4     | 5         | 16        | 4           | 204                       | M. Britse lande en kolonies  |
| Rhodesias and Nyasaland        | 331             | 1  | 1      | 8              | 1             | 1            | 11                          | 1  | 1     | 1         | 18        | 2           | 281                       | V. T.                        |
|                                | T. 661          | 2  | 34     | 51             | 10            | 1            | 15                          | 7  | 10    | 6         | 34        | 6           | 485                       | T.                           |
| Other                          | 176             | 1  | 36     | 41             | 8             | 5            | 6                           | -  | 3     | 20        | 13        | 1           | 42                        | M. Ander                     |
|                                | F. 177          | 2  | 3      | 7              | -             | 1            | 1                           | 1  | 1     | 3         | 18        | 1           | 135                       | V. T.                        |
|                                | T. 353          | 3  | 39     | 48             | 8             | 5            | 12                          | 1  | 4     | 23        | 31        | 2           | 177                       | T.                           |
| Portuguese territories         | 24              | -  | 5      | 5              | 3             | -            | 2                           | -  | -     | 2         | 2         | 1           | 4                         | M. Portugese gebiede         |
|                                | F. 40           | -  | 5      | 5              | 3             | -            | 4                           | -  | -     | 1         | 2         | 1           | 36                        | V. T.                        |
|                                | T. 64           | -  | 5      | 5              | 3             | -            | 4                           | -  | -     | 2         | 2         | 2           | 40                        | T.                           |
| Other territories              | 51              | 1  | 3      | 13             | 1             | -            | 6                           | 1  | 3     | 2         | 7         | 4           | 13                        | M. Ander gebiede             |
|                                | F. 57           | 1  | 2      | 18             | 1             | -            | 2                           | 8  | 1     | 3         | 5         | 1           | 49                        | V. T.                        |
|                                | T. 116          | 2  | 5      | 18             | 1             | -            | 8                           | 1  | 3     | 2         | 12        | 5           | 62                        | T.                           |

WHITES  
TABLE 11 - BIRTHPLACE BY INDUSTRY

TABEL 11 - GEBORTEPLEK VOLGENS NYWERHEID

BLANKES

| Birthplace and sex            | Industry divisions - Nywerheidsafdelings |                        |                   |                               |                             |   |                            |                    |       |                      | Geboorteplek en geslag |                     |                                       |  |
|-------------------------------|--|------------------------|-------------------|-------------------------------|-----------------------------|---|----------------------------|--------------------|-------|----------------------|------------------------|---------------------|---------------------------------------|--|
|                               | Total<br>Totaal                          | Agriculture<br>Landbou | Mining<br>Mynwese | Manufacturing<br>Fabriekswese | Construction<br>Konstruksie | Electricity<br>Elektrisiteit                        |                            | Commerce<br>Handel |       | Transport<br>Vervoer |                        | Services<br>Dienste | Unemployed<br>Werkloos en spesifiseer | Not economically active<br>Niekonomiesbedryfsgig |
|                               |  |                        |                   |                               |                             | Wholesale and retail trade<br>Groot- en kleinhandel | Motor trade<br>Motorhandel | Other<br>Ander     |       |                      |                        |                     |                                       |  |
| Europe<br>Verenigde Koninkryk | M.<br>3,136                              | 12                     | 599               | 1,152                         | 124                         | 27  | 49                         | 27                 | 123   | 27                   | 42                     | 42                  | 748                                   |  |
|                               | F.<br>3,076                              | 5                      | 38                | 166                           | 16                          | 2   | 43                         | 12                 | 166   | 12                   | 3                      | 17                  | 2,368                                 |  |
|                               | T.<br>6,212                              | 17                     | 637               | 1,318                         | 140                         | 29  | 92                         | 39                 | 295   | 39                   | 45                     | 59                  | 3,116                                 |  |
| Italy                         | M.<br>419                                | 4                      | 185               | 118                           | 30                          | 3   | 4                          | 4                  | 6     | 4                    | 2                      | 4                   | 49                                    |  |
|                               | F.<br>217                                | 4                      | 186               | 136                           | 30                          | 1   | 1                          | 1                  | 6     | 1                    | 3                      | 1                   | 162                                   |  |
|                               | T.<br>636                                | 8                      | 371               | 254                           | 60                          | 4   | 5                          | 5                  | 12    | 5                    | 5                      | 5                   | 231                                   |  |
| Germany                       | M.<br>528                                | 8                      | 117               | 220                           | 23                          | 2   | 5                          | 8                  | 42    | 15                   | 8                      | 8                   | 61                                    |  |
|                               | F.<br>410                                | 8                      | 119               | 200                           | 23                          | 2   | 6                          | 6                  | 17    | 16                   | 7                      | 6                   | 288                                   |  |
|                               | T.<br>938                                | 16                     | 236               | 420                           | 46                          | 4   | 11                         | 14                 | 59    | 31                   | 15                     | 14                  | 349                                   |  |
| Netherlands                   | M.<br>947                                | 10                     | 96                | 313                           | 84                          | 7   | 12                         | 22                 | 44    | 21                   | 22                     | 15                  | 267                                   |  |
|                               | F.<br>768                                | 1                      | 3                 | 29                            | 2                           | 1   | 5                          | 1                  | 16    | 1                    | 1                      | 3                   | 664                                   |  |
|                               | T.<br>1,715                              | 11                     | 99                | 342                           | 86                          | 8   | 17                         | 23                 | 60    | 22                   | 23                     | 18                  | 931                                   |  |
| Ireland                       | M.<br>138                                | -                      | 40                | 17                            | 3                           | 2   | 15                         | 3                  | 15    | 3                    | 5                      | 2                   | 28                                    |  |
|                               | F.<br>140                                | 1                      | 44                | 5                             | -                           | 1   | 7                          | -                  | 7     | -                    | -                      | 1                   | 74                                    |  |
|                               | T.<br>278                                | 1                      | 84                | 22                            | 3                           | 3   | 22                         | 3                  | 22    | 3                    | 5                      | 3                   | 102                                   |  |
| Other                         | M.<br>1,860                              | 187                    | 118               | 261                           | 27                          | -   | 569                        | 25                 | 569   | 13                   | 2                      | 26                  | 197                                   |  |
|                               | F.<br>1,057                              | 3                      | 31                | 58                            | 2                           | -   | 58                         | -                  | 58    | 6                    | 1                      | 11                  | 900                                   |  |
|                               | T.<br>2,917                              | 190                    | 149               | 319                           | 29                          | -   | 627                        | 25                 | 627   | 19                   | 3                      | 37                  | 1,097                                 |  |
| America N. & S.               | M.<br>100                                | 1                      | 19                | 20                            | 4                           | -   | 6                          | -                  | 6     | -                    | 3                      | 3                   | 27                                    |  |
|                               | F.<br>95                                 | -                      | 3                 | 3                             | -                           | -   | 4                          | -                  | 4     | -                    | -                      | 1                   | 74                                    |  |
|                               | T.<br>195                                | 1                      | 22                | 23                            | 4                           | -   | 10                         | -                  | 10    | -                    | 3                      | 4                   | 101                                   |  |
| Asia                          | M.<br>207                                | -                      | 25                | 44                            | 4                           | 1   | 66                         | 2                  | 66    | 2                    | -                      | 1                   | 29                                    |  |
|                               | F.<br>155                                | -                      | 10                | 10                            | 4                           | 1   | 10                         | -                  | 10    | -                    | -                      | 9                   | 124                                   |  |
|                               | T.<br>362                                | -                      | 35                | 54                            | 8                           | 2   | 76                         | 2                  | 76    | 2                    | -                      | 10                  | 153                                   |  |
| Oceania                       | M.<br>107                                | -                      | 14                | 36                            | 3                           | -   | 9                          | -                  | 9     | -                    | 2                      | 3                   | 27                                    |  |
|                               | F.<br>108                                | -                      | 4                 | 4                             | 3                           | -   | 6                          | 1                  | 6     | 1                    | 2                      | 3                   | 84                                    |  |
|                               | T.<br>215                                | -                      | 18                | 40                            | 6                           | -   | 15                         | 1                  | 15    | 3                    | 4                      | 11                  | 111                                   |  |
| ?                             | M.<br>33                                 | 1                      | 7                 | 4                             | -                           | 1   | 1                          | -                  | 1     | -                    | 1                      | 2                   | 15                                    |  |
|                               | F.<br>40                                 | 1                      | 1                 | 1                             | -                           | 1   | 2                          | -                  | 2     | -                    | 1                      | 2                   | 33                                    |  |
|                               | T.<br>73                                 | 2                      | 8                 | 5                             | -                           | 2   | 3                          | -                  | 3     | -                    | 2                      | 4                   | 48                                    |  |
| Total                         | M.<br>80,351                             | 606                    | 11,021            | 13,642                        | 2,337                       | 405   | 3,015                      | 1,072              | 3,015 | 1,042                | 4,921                  | 5,663               | 34,457                                |  |
|                               | F.<br>78,730                             | 48                     | 483               | 3,369                         | 139                         | 19  | 3,060                      | 288                | 3,060 | 1,103                | 758                    | 4,218               | 621,654                               |  |
|                               | T.<br>159,081                            | 654                    | 11,504            | 17,011                        | 3,076                       | 424   | 6,075                      | 1,330              | 6,075 | 2,145                | 5,679                  | 9,881               | 2,191,99,111                          |  |

WHITES  
TABLE 12 - INDUSTRY BY AGE, NATIONALITY AND BIRTHPLACE

TABEL 12 - NYWERHEID VOLGENS OUDERDOM, BURGERSKAP EN GEBORTEPLEK

BLANKES

| Industry divisions, nationality and birthplace                        | Age groups - Ouderdomsgroepe |       |       |       |       |       |       |       |       |     | Nywerheidsafdelings, burgerskap en geboorteplek |   |       |
|---|------------------------------|-------|-------|-------|-------|-------|-------|-------|-------|-----|---|---|-------|
|   | Total<br>T.                  | -20   |       | 20-24 |       | 25-34 |       | 35-64 |       | 65+ |   | ? |       |
|   |                              | M.    | F.-V. | M.    | F.-V. | M.    | F.-V. | M.    | F.-V. | M.  |   |   | F.-V. |
| Agriculture<br>South African, born in S.A.                            | 414                          | 35    | 14    | 32    | 1     | 59    | 6     | 221   | 21    | 53  | 7   | - |       |
| South African, not born in S.A.                                       | 66                           | 7     | 2     | 3     | -     | 4     | -     | 39    | 3     | 11  | 4   | - |       |
| Other   | 174                          | 6     | 7     | 15    | 2     | 46    | 1     | 92    | 1     | 8   | 2   | - |       |
| Total   | 654                          | 48    | 23    | 50    | 3     | 109   | 7     | 352   | 25    | 72  | 13  | - |       |
| Mining<br>South African, born in S.A.                                 | 10,114                       | 426   | 643   | 1,482 | 58    | 2,032 | 89    | 5,358 | 193   | 153 | -   | - |       |
| South African, not born in S.A.                                       | 808                          | 42    | 11    | 25    | 5     | 76    | 6     | 576   | 29    | 78  | 4   | - |       |
| Other   | 579                          | 14    | 10    | 138   | 2     | 284   | 5     | 1,2   | 2     | 7   | -   | - |       |
| Total   | 11,501                       | 482   | 664   | 1,645 | 64    | 2,412 | 100   | 6,060 | 224   | 238 | 4   | - |       |
| Manufacturing<br>South African, born in S.A.                          | 14,285                       | 2,974 | 847   | 1,929 | 458   | 3,712 | 756   | 4,701 | 1,125 | 117 | 3   | 5 |       |
| South African, not born in S.A.                                       | 1,097                        | 161   | 13    | 41    | 10    | 133   | 25    | 657   | 115   | 92  | 2   | - |       |
| Other   | 1,627                        | 233   | 34    | 118   | 18    | 36    | 66    | 779   | 113   | 10  | -   | - |       |
| Total   | 17,009                       | 3,368 | 894   | 2,088 | 486   | 4,296 | 847   | 6,137 | 1,353 | 219 | 5   | 7 |       |
| Construction<br>South African, born in S.A.                           | 2,725                        | 117   | 148   | 287   | 8     | 689   | 39    | 1,429 | 41    | 55  | -   | - |       |
| South African, not born in S.A.                                       | 144                          | 13    | 1     | 8     | -     | 15    | 2     | 96    | 8     | 13  | -   | - |       |
| Other   | 207                          | 11    | 6     | 19    | 1     | 50    | 4     | 116   | 3     | 5   | -   | - |       |
| Total   | 3,076                        | 139   | 155   | 314   | 9     | 754   | 45    | 1,641 | 52    | 73  | -   | - |       |
| Electricity<br>South African, born in S.A.                            | 366                          | 15    | 49    | 44    | 4     | 95    | 2     | 160   | 5     | 3   | -   | - |       |
| South African, not born in S.A.                                       | 31                           | 1     | 1     | 1     | -     | 7     | -     | 24    | 1     | 4   | -   | - |       |
| Other   | 20                           | 2     | 50    | 45    | 102   | 7     | 11    | 11    | 1     | -   | -   | - |       |
| Total   | 417                          | 18    | 50    | 45    | 5     | 102   | 2     | 195   | 7     | 7   | -   | - |       |
| Commerce<br>Wholesale and retail trade<br>South African, born in S.A. | 4,836                        | 2,735 | 135   | 289   | 351   | 568   | 608   | 1,068 | 1,400 | 40  | 12  | 1 |       |
| South African, not born in S.A.                                       | 779                          | 191   | 3     | 7     | 7     | 35    | 21    | 451   | 150   | 92  | 9   | - |       |
| Other   | 458                          | 134   | 13    | 30    | 11    | 108   | 34    | 162   | 65    | 11  | -   | - |       |
| Total   | 6,073                        | 3,060 | 151   | 326   | 369   | 711   | 663   | 1,681 | 1,615 | 143 | 21  | 1 |       |
| Motor trade<br>South African, born in S.A.                            | 1,204                        | 238   | 162   | 210   | 35    | 246   | 68    | 339   | 85    | 9   | 1   | - |       |
| South African, not born in S.A.                                       | 74                           | 12    | 1     | 4     | 2     | 9     | 1     | 41    | 8     | 7   | -   | - |       |
| Other   | 52                           | 44    | 6     | 7     | -     | 14    | 4     | 17    | 1     | -   | -   | - |       |
| Total   | 1,330                        | 258   | 169   | 221   | 37    | 269   | 73    | 397   | 94    | 16  | 1   | - |       |
| Other<br>South African, born in S.A.                                  | 1,966                        | 938   | 93    | 184   | 309   | 257   | 198   | 372   | 194   | 32  | 4   | - |       |
| South African, not born in S.A.                                       | 105                          | 39    | 2     | 4     | 5     | 5     | 1     | 43    | 20    | 12  | 5   | - |       |
| Other   | 72                           | 37    | 3     | 6     | 11    | 8     | 6     | 18    | 10    | 1   | -   | - |       |
| Total   | 2,143                        | 1,102 | 98    | 194   | 325   | 271   | 205   | 433   | 224   | 45  | 9   | - |       |







WHITES  
TABLE 14 - INDUSTRY BY INCOME AND WORK STATUS  
FEMALE

BLANKES  
TABEL 14 - NYWERHEID VOLGENS INKOMSTE EN WERKSTATUS  
VROUWLIK

| Industry divisions and work status | Total  | Income (Rand) - Inkomste (Rand) |       |             |               |                 |                 |                 |                 |                 |                 |         |     |
|------------------------------------|--------|---------------------------------|-------|-------------|---------------|-----------------|-----------------|-----------------|-----------------|-----------------|-----------------|---------|-----|
|                                    |        | None<br>Geen                    | -400  | 400-<br>799 | 800-<br>1,199 | 1,200-<br>1,599 | 1,600-<br>1,999 | 2,000-<br>2,999 | 3,000-<br>3,999 | 4,000-<br>5,999 | 6,000-<br>9,999 | 10,000+ | ?   |
| Landbou                            |        |                                 |       |             |               |                 |                 |                 |                 |                 |                 |         |     |
| Werkgewer                          | 37     | 3                               | 18    | 4           | 3             | 2               | 1               | 2               | 1               | 1               | 1               | 1       | -   |
| Werknemer                          | 11     | -                               | 2     | 2           | 5             | 1               | -               | -               | -               | -               | -               | -       | 1   |
| Totaal                             | 48     | 3                               | 20    | 6           | 8             | 3               | 1               | 2               | 1               | 1               | 1               | 1       | 1   |
| Mynwese                            |        |                                 |       |             |               |                 |                 |                 |                 |                 |                 |         |     |
| Werkgewer                          | 5      | -                               | 2     | -           | 1             | -               | -               | -               | -               | -               | -               | -       | 1   |
| Werknemer                          | 477    | 5                               | 20    | 69          | 79            | 89              | 16              | 16              | 4               | 4               | 4               | 4       | 7   |
| Totaal                             | 482    | 5                               | 22    | 69          | 80            | 89              | 16              | 16              | 4               | 4               | 4               | 4       | 8   |
| Fabriekswese                       |        |                                 |       |             |               |                 |                 |                 |                 |                 |                 |         |     |
| Werkgewer                          | 33     | -                               | 7     | 7           | 6             | 1               | -               | -               | -               | -               | -               | -       | 4   |
| Werknemer                          | 3,335  | 104                             | 298   | 875         | 1,151         | 1,46            | 58              | 58              | 14              | 14              | 14              | 14      | 105 |
| Totaal                             | 3,368  | 104                             | 305   | 882         | 1,157         | 1,51            | 58              | 58              | 16              | 16              | 16              | 16      | 109 |
| Konstruksie                        |        |                                 |       |             |               |                 |                 |                 |                 |                 |                 |         |     |
| Werkgewer                          | -      | -                               | -     | -           | -             | -               | -               | -               | -               | -               | -               | -       | -   |
| Werknemer                          | 139    | 4                               | 9     | 20          | 48            | 9               | 3               | 3               | -               | -               | -               | -       | 6   |
| Totaal                             | 139    | 4                               | 9     | 20          | 48            | 9               | 3               | 3               | -               | -               | -               | -       | 6   |
| Elektrisiteit                      |        |                                 |       |             |               |                 |                 |                 |                 |                 |                 |         |     |
| Werkgewer                          | -      | -                               | -     | -           | -             | -               | -               | -               | -               | -               | -               | -       | -   |
| Werknemer                          | 18     | -                               | -     | 3           | 9             | 1               | -               | -               | -               | -               | -               | -       | -   |
| Totaal                             | 18     | -                               | -     | 3           | 9             | 1               | -               | -               | -               | -               | -               | -       | -   |
| Handel                             |        |                                 |       |             |               |                 |                 |                 |                 |                 |                 |         |     |
| Groot- en kleinhandel              |        |                                 |       |             |               |                 |                 |                 |                 |                 |                 |         |     |
| Werkgewer                          | 148    | 13                              | 13    | 24          | 23            | 28              | 13              | 13              | 7               | 7               | 7               | 7       | 11  |
| Werknemer                          | 2,912  | 110                             | 344   | 1,043       | 888           | 283             | 60              | 60              | 11              | 11              | 11              | 11      | 113 |
| Totaal                             | 3,060  | 123                             | 357   | 1,067       | 861           | 311             | 116             | 73              | 18              | 18              | 18              | 18      | 126 |
| Motorhandel                        |        |                                 |       |             |               |                 |                 |                 |                 |                 |                 |         |     |
| Werkgewer                          | 8      | 1                               | 16    | 71          | 93            | 1               | -               | -               | -               | -               | -               | -       | 2   |
| Werknemer                          | 250    | 9                               | 16    | 71          | 94            | 38              | 12              | 4               | 1               | 1               | 1               | 1       | 6   |
| Totaal                             | 258    | 10                              | 16    | 71          | 94            | 38              | 12              | 4               | 1               | 1               | 1               | 1       | 8   |
| Ander                              |        |                                 |       |             |               |                 |                 |                 |                 |                 |                 |         |     |
| Werkgewer                          | 5      | -                               | -     | 1           | -             | -               | -               | -               | -               | -               | -               | -       | -   |
| Werknemer                          | 1,097  | 30                              | 78    | 349         | 359           | 166             | 62              | 24              | 3               | 3               | 3               | 3       | 24  |
| Totaal                             | 1,102  | 30                              | 78    | 350         | 359           | 166             | 64              | 25              | 4               | 4               | 4               | 4       | 24  |
| Vervoer                            |        |                                 |       |             |               |                 |                 |                 |                 |                 |                 |         |     |
| Werkgewer                          | 4      | 1                               | -     | -           | 1             | -               | -               | -               | -               | -               | -               | -       | -   |
| Werknemer                          | 752    | 26                              | 64    | 392         | 186           | 40              | 11              | 4               | 1               | 1               | 1               | 1       | 29  |
| Totaal                             | 756    | 27                              | 64    | 392         | 187           | 40              | 11              | 4               | 1               | 1               | 1               | 1       | 29  |
| Dienste                            |        |                                 |       |             |               |                 |                 |                 |                 |                 |                 |         |     |
| Werkgewer                          | 201    | 16                              | 17    | 57          | 30            | 21              | 13              | 13              | 5               | 5               | 5               | 5       | 21  |
| Werknemer                          | 4,016  | 204                             | 448   | 1,132       | 1,026         | 554             | 335             | 144             | 22              | 22              | 22              | 22      | 141 |
| Totaal                             | 4,217  | 220                             | 465   | 1,189       | 1,056         | 575             | 348             | 157             | 27              | 27              | 27              | 27      | 162 |
| Werkloos en ongespesifiseer        |        |                                 |       |             |               |                 |                 |                 |                 |                 |                 |         |     |
| Werkgewer                          | 3      | -                               | -     | 2           | -             | -               | -               | -               | -               | -               | -               | -       | -   |
| Werknemer                          | 626    | 462                             | 62    | 57          | 26            | 7               | 3               | 1               | -               | -               | -               | -       | 7   |
| Totaal                             | 629    | 462                             | 62    | 59          | 26            | 7               | 3               | 1               | -               | -               | -               | -       | 7   |
| Totaal ekonomies bedrywig          |        |                                 |       |             |               |                 |                 |                 |                 |                 |                 |         |     |
| Werkgewer                          | 444    | 84                              | 57    | 95          | 65            | 53              | 33              | 30              | 17              | 13              | 5               | 3       | 39  |
| Werknemer                          | 13,633 | 984                             | 1,941 | 4,013       | 3,820         | 1,901           | 772             | 314             | 55              | 16              | 5               | 1       | 441 |
| Totaal                             | 14,077 | 988                             | 1,998 | 4,108       | 3,885         | 1,954           | 805             | 344             | 72              | 29              | 10              | 4       | 480 |
| Nie-ekonomies bedrywig             |        |                                 |       |             |               |                 |                 |                 |                 |                 |                 |         |     |
| Werkgewer                          | 64,654 | 59,327                          | 3,161 | 1,134       | 381           | 157             | 75              | 93              | 37              | 29              | 10              | 2       | 248 |
| Totaal                             | 78,731 | 60,315                          | 4,559 | 5,242       | 4,266         | 2,111           | 880             | 437             | 109             | 58              | 20              | 6       | 728 |

WHITES  
TABLE 15 - OCCUPATION BY INDUSTRY

BLANKES  
TABEL 15 - BEROEP VOLGENS NYWERHEID

| Major occupational groups                       | Total  | Industry divisions - Nywerheidsafdelings |        |                    |                        |                  |               |        |                |               |       | Unem-<br>ployed<br>and<br>unpre-<br>sented<br>work-<br>ers on<br>special<br>fiseer<br>wig | Not<br>eco-<br>nomi-<br>cally<br>active<br>Nis-<br>eko-<br>nomies<br>bedry-<br>wig |   |
|---|--------|--|--------|--------------------|------------------------|------------------|---------------|--------|----------------|---------------|-------|---|--|---|
|   |        | Agri-<br>culture                         | Mining | Manu-<br>facturing | Con-<br>struc-<br>tion | Elec-<br>tricity | Com-<br>merce | Handel | Trans-<br>port | Ser-<br>vices | Other |   |  |   |
| Professional, technical and related worker      | 4,083  | 7  | 546    | 1,237              | 137                    | 55               | 175           | 8      | 55             | 82            | 1,701 | 30  | -  | Professionele, tegniese en verwante werker        |
| Administrative, executive and managerial worker | 2,154  | -  | 33     | 86                 | -                      | 6                | 17            | -      | 9              | 8             | 1,975 | 20  | -  | M. V. T.  |
| Public administrative official                  | 6,187  | 7  | 379    | 1,323              | 137                    | 61               | 192           | 8      | 64             | 90            | 3,676 | 50  | -  | Administratiewe, uitvoerende en besturende werker |
| Managerial worker                               | 16     | -  | 1      | 3                  | -                      | 1                | -             | -      | -              | 1             | 10    | -   | -  | Openbare administratiewe beamppte                 |
|   | 1      | -  | 1      | 3                  | -                      | 1                | -             | -      | -              | 1             | 11    | -   | -  | M. V. T.  |
|   | 17     | -  | 1      | 3                  | -                      | 1                | -             | -      | -              | 1             | 11    | -   | -  | M. V. T.  |
| Managerial worker                               | 1,948  | -  | 68     | 600                | 173                    | 369              | 186           | 114    | 166            | 267           | 4     | 4   | -  | Besturende werker                                 |
|   | 2,225  | 2  | 2      | 27                 | 1                      | 84               | 10            | 5      | 89             | 4             | 89    | 1   | -  | M. V. T.  |
|   | 2,173  | 2  | 70     | 627                | 174                    | 453              | 196           | 119    | 170            | 356           | 5     | 5   | -  | M. V. T.  |
| Clerical worker                                 | 6,499  | 5  | 1,036  | 1,491              | 69                     | 41               | 421           | 111    | 567            | 1,564         | 82    | 82  | -  | Klerklike werker                                  |
|   | 7,476  | 9  | 404    | 2,189              | 131                    | 11               | 1,302         | 237    | 1,041          | 1,568         | 103   | 103   | -  | M. V. T.  |
|   | 13,975 | 14                                       | 1,440  | 3,680              | 200                    | 52               | 1,723         | 348    | 1,608          | 2,132         | 185   | 185   | -  | Verkoopswerker                                    |
| Sales worker                                    | 815    | -  | -      | -                  | -                      | -                | 815           | -      | -              | -             | -     | -   | -  | Werkende eienaar                                  |
| Working proprietor                              | 129    | -  | -      | -                  | -                      | -                | 129           | -      | -              | -             | -     | -   | -  | M. V. T.  |
|   | 944    | -  | -      | -                  | -                      | -                | 944           | -      | -              | -             | -     | -   | -  | M. V. T.  |
| Other   | 1,657  | 2  | 6      | 359                | 6                      | -                | 815           | 137    | 232            | 7             | 57    | 36  | -  | Ander   |
|   | 1,566  | -  | 2      | 55                 | 1                      | 1                | 1,407         | 137    | 7              | 66            | 20    | 20  | -  | M. V. T.  |
|   | 3,223  | 2  | 8      | 414                | 7                      | 1                | 2,222         | 137    | 239            | 14            | 123   | 56  | -  | Boer, visser, bosbou- en verwante werker          |
| Farmer, fisherman, lumberman and related worker | 664    | 580                                      | 14     | 11                 | 2                      | 1                | 10            | -      | -              | 6             | 32    | 8   | -  | Boer, plaaswerker, bosbouwerker                   |
|   | 38     | 35                                       | -      | -                  | -                      | -                | -             | -      | -              | 2             | 2     | 2   | -  | M. V. T.  |
|   | 702    | 615                                      | 14     | 11                 | 2                      | 1                | 11            | -      | -              | 6             | 34    | 8   | -  | M. V. T.  |
| Other   | 1      | -  | -      | -                  | -                      | -                | -             | -      | -              | -             | 1     | -   | -  | Ander   |
|   | 2      | -  | -      | -                  | -                      | -                | -             | -      | -              | -             | 1     | -   | -  | M. V. T.  |
|   | 3      | -  | -      | -                  | -                      | -                | -             | -      | -              | -             | 1     | -   | -  | M. V. T.  |
| Miner, quarryman and related worker             | 5,843  | -  | 5,662  | 12                 | 2                      | -                | -             | -      | -              | 61            | 106   | 106   | -  | Myn-, steengroef- en verwante werker              |
|   | 5,854  | -  | 5,673  | 12                 | 2                      | -                | -             | -      | -              | 61            | 106   | 106   | -  | M. V. T.  |

WHITES

TABLE 15 - OCCUPATION BY INDUSTRY

TABLE 15 - BEROEP VOLGENS NYWERHEID

BLANKES

| Major occupational groups                 | Industry divisions - Nywerheidsafdelings |         |                 |            |                |                     |              |             |                     |             | Unemployed and unspecified | Total economically active | Total | Hoofberoeps-groep |             |                     |             |  |           |          |                            |                           |
|---|--|---------|-----------------|------------|----------------|---------------------|--------------|-------------|---------------------|-------------|----------------------------|---------------------------|-------|-------------------|-------------|---------------------|-------------|--|-----------|----------|----------------------------|---------------------------|
|   | Agriculture                              |         | Mining          |            | Manufacturing  |                     | Construction |             | Electricity         |             |                            |                           |       |                   | Commerce    |                     | Handel      |  | Transport | Services | Unemployed and unspecified | Total economically active |
|   | Landbou                                  | Mynwese | Manufakturewese | Elektriese | Elektriesiteit | Weg- en kleinhandel | Motorhandel  | Motorhandel | Weg- en kleinhandel | Motorhandel |                            |                           |       |                   | Motorhandel | Weg- en kleinhandel | Motorhandel | Motorhandel                            |           |          |                            |                           |
| Worker in transport and communication     | 1  | 200     | 231             | 33         | 19             | 76                  | 2            | 4           | 2,188               | 202         | 44                         |                           |       |                   |             |                     |             | Werker in vervoer en kommunikasie      |           |          |                            |                           |
| Craftsman, production worker and labourer | 1  | 11      | 56              | 1          | 1              | 17                  | 4            | 9           | 154                 | 21          | 1                          |                           |       |                   |             |                     |             | M. F. T.                               |           |          |                            |                           |
| Other                                     | 1  | 211     | 287             | 34         | 20             | 93                  | 6            | 13          | 2,342               | 223         | 45                         |                           |       |                   |             |                     |             | Ambagsman, produksiewerker en arbeider |           |          |                            |                           |
| Service, sports and recreation worker     |  | 3       | 36              | 152        | 2              | 6                   | 1            | 2           | 123                 | 35          | 6                          |                           |       |                   |             |                     |             | M. F. T.                               |           |          |                            |                           |
| Unemployed and unspecified                |  | 4       | 79              | 115        | 2              | 1                   | 1            | 2           | 124                 | 44          | 6                          |                           |       |                   |             |                     |             | M. F. T.                               |           |          |                            |                           |
| Total economically active                 | 11                                       | 3,403   | 9,582           | 2,362      | 279            | 334                 | 62           | 35          | 714                 | 389         | 466                        |                           |       |                   |             |                     |             | M. F. T.                               |           |          |                            |                           |
| Total                                     | 14                                       | 3,419   | 10,442          | 2,365      | 279            | 430                 | 62           | 41          | 726                 | 435         | 476                        |                           |       |                   |             |                     |             | M. F. T.                               |           |          |                            |                           |
| Unemployed and unspecified                | 1  | 81      | 77              | 2          | 6              | 10                  | 1            | 32          | 70                  | 1,780       | 21                         |                           |       |                   |             |                     |             | M. F. T.                               |           |          |                            |                           |
| Total economically active                 | 1  | 2       | 14              | 2          | 6              | 10                  | 1            | 25          | 4                   | 525         | 4                          |                           |       |                   |             |                     |             | M. F. T.                               |           |          |                            |                           |
| Total                                     | 1  | 83      | 91              | 2          | 6              | 20                  | 1            | 57          | 74                  | 2,305       | 25                         |                           |       |                   |             |                     |             | M. F. T.                               |           |          |                            |                           |
| Unemployed and unspecified                |  | 1       | 1               | 1          | 1              | 1                   | 1            | 1           | 1                   | 8           | 767                        |                           |       |                   |             |                     |             | M. F. T.                               |           |          |                            |                           |
| Total economically active                 |  | 1       | 1               | 1          | 1              | 1                   | 1            | 1           | 1                   | 2           | 462                        |                           |       |                   |             |                     |             | M. F. T.                               |           |          |                            |                           |
| Total                                     | 607                                      | 11,021  | 13,640          | 2,936      | 405            | 3,032               | 1,067        | 1,041       | 4,321               | 5,655       | 1,570                      |                           |       |                   |             |                     |             | M. F. T.                               |           |          |                            |                           |
| Not economically active                   | 656                                      | 11,503  | 17,008          | 3,075      | 424            | 3,064               | 1,324        | 2,144       | 5,679               | 4,217       | 621                        |                           |       |                   |             |                     |             | M. F. T.                               |           |          |                            |                           |
| Total                                     |  |         |                 |            |                |                     |              |             |                     |             |                            |                           |       |                   |             |                     |             | M. F. T.                               |           |          |                            |                           |
| Not economically active                   |  |         |                 |            |                |                     |              |             |                     |             |                            |                           |       |                   |             |                     |             | M. F. T.                               |           |          |                            |                           |
| Total                                     |  |         |                 |            |                |                     |              |             |                     |             |                            |                           |       |                   |             |                     |             | M. F. T.                               |           |          |                            |                           |

WHITES

TABLE 16 - OCCUPATION BY INDUSTRY AND MARITAL STATUS

TABLE 16 - BEROEP VOLGENS NYWERHEID EN HUWELIJKSTAAT

BLANKES

MALE

MANLIK

| Major occupational groups                       | Industry divisions - Nywerheidsafdelings |         |                 |            |                |                     |              |             |                     |             | Never married | Noit getroud | Total | Hoofberoeps-groep |             |                     |             |   |           |          |                            |                           |
|---|--|---------|-----------------|------------|----------------|---------------------|--------------|-------------|---------------------|-------------|---------------|--------------|-------|-------------------|-------------|---------------------|-------------|---|-----------|----------|----------------------------|---------------------------|
|   | Agriculture                              |         | Mining          |            | Manufacturing  |                     | Construction |             | Electricity         |             |               |              |       |                   | Commerce    |                     | Handel      |   | Transport | Services | Unemployed and unspecified | Total economically active |
|   | Landbou                                  | Mynwese | Manufakturewese | Elektriese | Elektriesiteit | Weg- en kleinhandel | Motorhandel  | Motorhandel | Weg- en kleinhandel | Motorhandel |               |              |       |                   | Motorhandel | Weg- en kleinhandel | Motorhandel | Motorhandel                                       |           |          |                            |                           |
| Professional, technical and related worker      | 3  | 129     | 322             | 34         | 6              | 51                  | 4            | 7           | 13                  | 329         | 10            |              |       |                   |             |                     |             | Professionele, tegniese en verwante werker        |           |          |                            |                           |
| Administrative, executive and managerial worker |  |         |                 |            |                |                     |              |             |                     |             |               |              |       |                   |             |                     |             | Administratiewe, uitvoerende en besturende werker |           |          |                            |                           |
| Public administrative official                  |  |         | 21              | 5          |                | 25                  | 9            | 2           | 9                   | 25          |               |              |       |                   |             |                     |             | Openbare administratiewe beampte                  |           |          |                            |                           |
| Managerial worker                               |  |         |                 |            |                |                     |              |             |                     |             |               |              |       |                   |             |                     |             | Besturende werker                                 |           |          |                            |                           |
| Clerical worker                                 | 2  | 308     | 318             | 12         | 15             | 142                 | 38           | 278         | 495                 | 293         | 37            |              |       |                   |             |                     |             | Klerklike werker                                  |           |          |                            |                           |
| Sales worker                                    |  |         |                 |            |                |                     |              |             |                     |             |               |              |       |                   |             |                     |             | Verkoopswerker                                    |           |          |                            |                           |
| Working proprietor                              |  |         |                 |            |                |                     |              |             |                     |             |               |              |       |                   |             |                     |             | Werkende eienaar                                  |           |          |                            |                           |
| Other   | 2  | 2       | 41              |            |                | 65                  | 36           | 14          | 3                   | 24          | 7             |              |       |                   |             |                     |             | Ander   |           |          |                            |                           |
| Farmer, fisherman, lumberman and related worker |  |         |                 |            |                | 206                 |              |             |                     |             |               |              |       |                   |             |                     |             | Boer, visser, bosbou- en verwante werker          |           |          |                            |                           |
| Farmer, farmworker, lumberman                   | 101                                      |         |                 |            |                |                     |              |             |                     |             |               |              |       |                   |             |                     |             | Boer, plaaswerker, bosbouwerker                   |           |          |                            |                           |
| Other   |  |         |                 |            |                |                     |              |             |                     |             |               |              |       |                   |             |                     |             | Ander   |           |          |                            |                           |
| Miner, quarryman and related worker             |  |         | 948             | 1          |                |                     |              |             |                     |             |               |              |       |                   |             |                     |             | Myn-, steengroef- en verwante werker              |           |          |                            |                           |
| Worker in transport and communication           |  | 11      | 18              | 7          | 2              | 10                  | 1            |             | 437                 | 70          | 26            |              |       |                   |             |                     |             | Werker in vervoer en kommunikasie                 |           |          |                            |                           |
| Craftsman, production worker and labourer       |  | 1       | 16              | 29         |                | 1                   |              |             | 38                  | 3           | 3             |              |       |                   |             |                     |             | Ambagsman, produksiewerker en arbeider            |           |          |                            |                           |
| Labourer  | 1  | 892     | 2,241           | 404        | 67             | 105                 | 277          | 8           | 314                 | 59          | 134           |              |       |                   |             |                     |             | Ander   |           |          |                            |                           |
| Other   |  |         |                 |            |                |                     |              |             |                     |             |               |              |       |                   |             |                     |             | Ander   |           |          |                            |                           |
| Service, sports and recreation worker           |  | 4       | 4               |            |                | 1                   |              | 2           | 19                  | 413         | 4             |              |       |                   |             |                     |             | Diens-, sport- en ontspanningswerker              |           |          |                            |                           |
| Unemployed and unspecified                      |  |         |                 |            |                |                     |              |             |                     |             |               |              |       |                   |             |                     |             | Werkloos en ongespesifiseer                       |           |          |                            |                           |
| Total economically active                       | 109                                      | 2,295   | 2,983           | 491        | 90             | 606                 | 365          | 311         | 1,328               | 1,286       | 728           |              |       |                   |             |                     |             | Totaal ekonomies bedrywig                         |           |          |                            |                           |
| Not economically active                         |  |         |                 |            |                |                     |              |             |                     |             |               |              |       |                   |             |                     |             | Nie-ekonomies bedrywig                            |           |          |                            |                           |
| Total   | 109                                      | 2,295   | 2,983           | 491        | 90             | 606                 | 365          | 311         | 1,328               | 1,286       | 728           |              |       |                   |             |                     |             | Totaal  |           |          |                            |                           |

1/ Includes marital status unspecified

1/ Sluit in huwelikstaat ongespesifiseer

WHITES  
TABLE 16 - OCCUPATION BY INDUSTRY AND MARITAL STATUS  
MALE

TABEL 16 - BEROEP VOLGENS NYWERHEID EN HUWELIKSTAAT  
MANLIK

BLANKES

| Major occupational groups                        | Industry divisions - Nywerheidsafdelings |                     |                |                |                      |              |              |              |              |            |           | Unemployed and economically active | Not economically active   | Total |
|--|--|---------------------|----------------|----------------|----------------------|--------------|--------------|--------------|--------------|------------|-----------|------------------------------------|---------------------------|-------|
|  | Married - Getroud                        |                     |                |                |                      |              |              |              |              |            |           |                                    |                           |       |
|  | Agri-culture                             | Mining              | Manu-facturing | Con-struction  | Elec-tricity         | Com-merce    |              | Handel       |              | Trans-Port | Ser-vices |                                    |                           |       |
| Landbou-wese                                     | Myn-wese                                 | Ma-nufak-torie-wese | Kon-struksie   | Elek-trisiteit | Wool- en kleinhandel | Motor-handel | Motor-handel | Motor-handel | Motor-handel | Vervoer    | Dienste   | Un-emp-loyed                       | Not eco-nom-ically active | Total |
| Professional, technical and related worker       | 4  | 403                 | 900            | 101            | 47                   | 120          | 4            | 47           | 67           | 1,346      | 20        |                                    |                           |       |
| Administrative, executive and managerial worker  | -  | 1                   | 3              | -              | 1                    | 332          | -            | 111          | 1            | 10         | -         |                                    |                           |       |
| Public administrative official                   | -  | 66                  | 564            | 163            | 1                    | 172          | -            | 283          | 152          | 233        | 4         |                                    |                           |       |
| Managerial worker                                | 3  | 701                 | 1,125          | 53             | 26                   | 265          | 70           | 283          | 1,051        | 792        | 39        |                                    |                           |       |
| Clerical worker                                  | -  | -                   | -              | -              | -                    | 723          | -            | 213          | -            | -          | -         |                                    |                           |       |
| Sales worker                                     | -  | 4                   | 311            | 6              | -                    | 585          | 98           | 213          | 4            | 32         | 25        |                                    |                           |       |
| Working proprietor                               | -  | -                   | -              | -              | -                    | -            | -            | -            | -            | -          | -         |                                    |                           |       |
| Farmer, fisherman, lumberman and related worker  | 449                                      | 13                  | 11             | 2              | 1                    | 10           | -            | -            | 5            | 25         | 5         |                                    |                           |       |
| Farmer, farmworker, lumberman and related worker | -  | -                   | -              | -              | -                    | -            | -            | -            | -            | 1          | -         |                                    |                           |       |
| Miner, quarryman and related worker              | -  | 4,584               | 11             | 2              | -                    | -            | -            | -            | -            | 3          | 66        |                                    |                           |       |
| Worker in transport and communication            | 1  | 179                 | 208            | 25             | 17                   | 65           | 1            | 4            | 1,696        | 129        | 34        |                                    |                           |       |
| Craftsman, production worker and labourer        | -  | 2                   | 19             | 113            | 2                    | 5            | 1            | 2            | 78           | 26         | 2         |                                    |                           |       |
| Labourer   | 9  | 2,424               | 7,124          | 1,877          | 208                  | 222          | 336          | 23           | 399          | 315        | 285       |                                    |                           |       |
| Other  | -  | -                   | -              | -              | -                    | -            | -            | -            | -            | -          | -         |                                    |                           |       |
| Service, sports and recreation worker            | 1  | 74                  | 71             | -              | 5                    | 8            | -            | 27           | 47           | 1,327      | 15        |                                    |                           |       |
| Unemployed and unspecified                       | -  | -                   | -              | -              | -                    | 1            | -            | -            | -            | 1          | 230       |                                    |                           |       |
| Total economically active                        | 467                                      | 8,401               | 10,347         | 2,342          | 308                  | 2,336        | 682          | 710          | 3,500        | 4,240      | 725       |                                    |                           |       |
| Not economically active                          | -  | -                   | -              | -              | -                    | -            | -            | -            | -            | -          | -         |                                    |                           | 1,984 |
| Total  | 467                                      | 8,401               | 10,347         | 2,342          | 308                  | 2,336        | 682          | 710          | 3,500        | 4,240      | 725       |                                    |                           | 1,984 |

WHITES  
TABLE 16 - OCCUPATION BY INDUSTRY AND MARITAL STATUS  
MALE

TABEL 16 - BEROEP VOLGENS NYWERHEID EN HUWELIKSTAAT  
MANLIK

BLANKES

| Major occupational groups                        | Industry divisions - Nywerheidsafdelings   |                     |                |                |                      |              |              |              |              |            |           | Unemployed and economically active | Not economically active   | Total |
|--|--|---------------------|----------------|----------------|----------------------|--------------|--------------|--------------|--------------|------------|-----------|------------------------------------|---------------------------|-------|
|  | Widowed and divorced - Wedstaats en geskei |                     |                |                |                      |              |              |              |              |            |           |                                    |                           |       |
|  | Agri-culture                               | Mining              | Manu-facturing | Con-struction  | Elec-tricity         | Com-merce    |              | Handel       |              | Trans-Port | Ser-vices |                                    |                           |       |
| Landbou-wese                                     | Myn-wese                                   | Ma-nufak-torie-wese | Kon-struksie   | Elek-trisiteit | Wool- en kleinhandel | Motor-handel | Motor-handel | Motor-handel | Motor-handel | Vervoer    | Dienste   | Un-emp-loyed                       | Not eco-nom-ically active | Total |
| Professional, technical and related worker       | -  | 14                  | 15             | 2              | 2                    | 4            | -            | 1            | 2            | 26         | -         |                                    |                           |       |
| Administrative, executive and managerial worker  | -  | -                   | -              | 5              | -                    | -            | -            | -            | -            | -          | -         |                                    |                           |       |
| Public administrative official                   | -  | 2                   | 15             | -              | -                    | 12           | 5            | 1            | 5            | 9          | -         |                                    |                           |       |
| Managerial worker                                | -  | -                   | 48             | 4              | -                    | 13           | 3            | 6            | 18           | 27         | 6         |                                    |                           |       |
| Clerical worker                                  | -  | -                   | -              | -              | -                    | 27           | -            | -            | -            | -          | -         |                                    |                           |       |
| Sales worker                                     | -  | -                   | 7              | -              | -                    | 24           | 3            | 5            | -            | 1          | 4         |                                    |                           |       |
| Working proprietor                               | -  | -                   | -              | -              | -                    | -            | -            | -            | -            | -          | -         |                                    |                           |       |
| Farmer, fisherman, lumberman and related worker  | 29   | 1                   | -              | -              | -                    | -            | -            | -            | 1            | 2          | -         |                                    |                           |       |
| Farmer, farmworker, lumberman and related worker | -  | -                   | -              | -              | -                    | -            | -            | -            | -            | -          | -         |                                    |                           |       |
| Miner, quarryman and related worker              | -  | 180                 | -              | -              | -                    | -            | -            | -            | -            | -          | 14        |                                    |                           |       |
| Worker in transport and communication            | -  | 9                   | 5              | 1              | -                    | 1            | -            | -            | 55           | 3          | 3         |                                    |                           |       |
| Craftsman, production worker and labourer        | -  | -                   | 1              | 10             | -                    | -            | -            | -            | 7            | 5          | -         |                                    |                           |       |
| Labourer   | 1  | 87                  | 216            | 81             | 4                    | 7            | 9            | 4            | 1            | 15         | 47        |                                    |                           |       |
| Other  | -  | -                   | -              | -              | -                    | -            | -            | -            | -            | -          | -         |                                    |                           |       |
| Service, sports and recreation worker            | -  | 3                   | 2              | -              | 1                    | 1            | -            | 3            | 4            | 39         | 2         |                                    |                           |       |
| Unemployed and unspecified                       | -  | 1                   | -              | -              | -                    | -            | -            | -            | -            | -          | 40        |                                    |                           |       |
| Total economically active                        | 30   | 324                 | 309            | 103            | 7                    | 89           | 20           | 20           | 93           | 127        | 116       |                                    |                           |       |
| Not economically active                          | -  | -                   | -              | -              | -                    | -            | -            | -            | -            | -          | -         |                                    |                           | 557   |
| Total  | 30   | 324                 | 309            | 103            | 7                    | 89           | 20           | 20           | 93           | 127        | 116       |                                    |                           | 557   |

WHITES  
TABLE 16 - OCCUPATION BY INDUSTRY AND MARITAL STATUS  
FEMALE

BLANKES  
TABLE 16 - BEROEP VOLGENS NYWERHEID EN HUWELIKSTAAT  
VROUWLIK

| Major occupational groups                       | Industry divisions - Nywerheidsafdelings |        |               |              |             |                            |             |           |          |                            | Unemployed and unspecified | Total economically active | Total | Hoofberoeps-groep                                 |
|---|--|--------|---------------|--------------|-------------|----------------------------|-------------|-----------|----------|----------------------------|----------------------------|---------------------------|-------|---|
|   | Agriculture                              | Mining | Manufacturing | Construction | Electricity | Commerce                   |             | Transport | Services | Unemployed and unspecified |                            |                           |       |   |
|   |  |        |               |              |             | Wholesale and retail trade | Motor trade |           |          |                            |                            |                           |       |   |
| Professional, technical and related worker      | -  | 16     | 39            | -            | 4           | 8                          | -           | 5         | 6        | 851                        | 14                         | -                         | -     | Professionele, tegniese en verwante werker        |
| Administrative, executive and managerial worker | 2  | 1      | 2             | -            | -           | 1                          | -           | 3         | 1        | 1                          | 1                          | -                         | -     | Administratiewe, uitvoerende en besturende werker |
| Public administrative official                  | 1  | 13     | 2             | -            | -           | -                          | -           | -         | -        | 1                          | 2                          | -                         | -     | Openbare administratiewe beampte                  |
| Managerial worker                               | -  | -      | -             | -            | -           | -                          | -           | -         | -        | -                          | -                          | -                         | -     | Besturende werker                                 |
| Clerical worker                                 | 1  | 156    | 607           | 34           | 6           | 350                        | 67          | 537       | 455      | 527                        | 71                         | -                         | -     | Klerklike werker                                  |
| Sales worker                                    | -  | -      | -             | -            | -           | -                          | -           | -         | -        | -                          | -                          | -                         | -     | Verkoopswerker                                    |
| Working proprietor                              | 2  | 1      | 7             | -            | -           | 240                        | -           | -         | -        | 7                          | 14                         | -                         | -     | Werkende eienaar                                  |
| Farmer, fisherman, lumberman and related worker | -  | -      | -             | -            | -           | -                          | -           | -         | -        | -                          | -                          | -                         | -     | Boer, visser, bosbou- en verwante werker          |
| Farmer, farmworker, lumberman Other             | 5  | -      | -             | -            | -           | -                          | -           | -         | -        | 2                          | -                          | -                         | -     | Boer, plaaswerker, bosbouwerker                   |
| Miner, quarryman and related worker             | -  | 2      | -             | -            | -           | -                          | -           | -         | -        | -                          | -                          | -                         | -     | Myn-, steengroef- en verwante werker              |
| Worker in transport and communication           | -  | 2      | 13            | -            | -           | 4                          | 2           | 3         | 124      | 5                          | -                          | -                         | -     | Werker in vervoer en kommunikasie                 |
| Craftsman, production worker and labourer       | 23                                       | 9      | 22            | 1            | -           | 11                         | 1           | -         | 1        | 6                          | 8                          | -                         | -     | Ambagsman, produksiewerker en arbeider            |
| Labourer  | 230                                      | 2      | 187           | -            | -           | -                          | -           | -         | -        | 3                          | 200                        | -                         | -     | Ander   |
| Service, sports and recreation worker           | -  | -      | 1             | -            | -           | 2                          | -           | -         | 3        | 200                        | 3                          | -                         | -     | Diens-, sport- en ontspannings-werker             |
| Unemployed and unspecified                      | -  | -      | -             | -            | -           | -                          | 1           | -         | -        | -                          | 381                        | -                         | -     | Werkloos en ongespesifiseer                       |
| Total   | 10                                       | 187    | 878           | 35           | 10          | 618                        | 71          | 548       | 596      | 1,603                      | 489                        | -                         | -     | Totaal ekonomies bedrywig                         |
| Not economically active                         | -  | -      | -             | -            | -           | -                          | -           | -         | -        | -                          | -                          | -                         | -     | Nie-ekonomies bedrywig                            |
| Total   | 10                                       | 187    | 878           | 35           | 10          | 618                        | 71          | 548       | 596      | 1,603                      | 489                        | -                         | -     | Totaal  |

1/ Includes marital status unspecified

1/ Sluit in huwelikstaat ongespesifiseer

WHITES  
TABLE 16 - OCCUPATION BY INDUSTRY AND MARITAL STATUS  
FEMALE

BLANKES  
TABLE 16 - BEROEP VOLGENS NYWERHEID EN HUWELIKSTAAT  
VROUWLIK

| Major occupational groups                       | Industry divisions - Nywerheidsafdelings |        |               |              |             |                            |             |           |          |                            | Unemployed and unspecified | Total economically active | Total | Hoofberoeps-groep                                 |
|---|--|--------|---------------|--------------|-------------|----------------------------|-------------|-----------|----------|----------------------------|----------------------------|---------------------------|-------|---|
|   | Agriculture                              | Mining | Manufacturing | Construction | Electricity | Commerce                   |             | Transport | Services | Unemployed and unspecified |                            |                           |       |   |
|   |  |        |               |              |             | Wholesale and retail trade | Motor trade |           |          |                            |                            |                           |       |   |
| Professional, technical and related worker      | -  | 11     | 37            | -            | 1           | 8                          | -           | 4         | 1        | 973                        | 4                          | -                         | -     | Professionele, tegniese en verwante werker        |
| Administrative, executive and managerial worker | -  | 1      | 17            | -            | -           | -                          | 69          | 7         | 1        | 2                          | 67                         | -                         | -     | Administratiewe, uitvoerende en besturende werker |
| Public administrative official                  | -  | -      | -             | -            | -           | -                          | -           | -         | -        | -                          | -                          | -                         | -     | Openbare administratiewe beampte                  |
| Managerial worker                               | 7  | 156    | 1,400         | 82           | 4           | 837                        | 146         | 451       | 91       | 819                        | 16                         | -                         | -     | Besturende werker                                 |
| Clerical worker                                 | -  | -      | -             | -            | -           | -                          | -           | -         | -        | -                          | -                          | -                         | -     | Klerklike werker                                  |
| Sales worker                                    | -  | -      | -             | -            | -           | -                          | -           | -         | -        | -                          | -                          | -                         | -     | Verkoopswerker                                    |
| Working proprietor                              | -  | -      | 40            | 1            | -           | 76                         | -           | 5         | 7        | 43                         | 4                          | -                         | -     | Werkende eienaar                                  |
| Farmer, fisherman, lumberman and related worker | -  | -      | -             | -            | -           | 940                        | -           | -         | -        | -                          | -                          | -                         | -     | Ander   |
| Farmer, farmworker, lumberman Other             | 9  | -      | -             | -            | -           | -                          | -           | -         | -        | -                          | -                          | -                         | -     | Boer, visser, bosbou- en verwante werker          |
| Miner, quarryman and related worker             | -  | 7      | -             | -            | -           | 1                          | -           | -         | -        | -                          | -                          | -                         | -     | Boer, plaaswerker, bosbouwerker                   |
| Worker in transport and communication           | -  | 3      | 38            | 1            | 1           | 12                         | 2           | 6         | 22       | 16                         | 1                          | -                         | -     | Myn-, steengroef- en verwante werker              |
| Craftsman, production worker and labourer       | 52                                       | 3      | 532           | 2            | -           | -                          | 3           | 5         | 4        | 27                         | 2                          | -                         | -     | Werker in vervoer en kommunikasie                 |
| Labourer  | 640                                      | 1      | 532           | -            | -           | 61                         | 3           | 5         | 4        | 27                         | 2                          | -                         | -     | Ambagsman, produksiewerker en arbeider            |
| Service, sports and recreation worker           | -  | 1      | 11            | 2            | -           | 5                          | 1           | 14        | 1        | 207                        | -                          | -                         | -     | Ander   |
| Unemployed and unspecified                      | -  | -      | -             | -            | -           | -                          | -           | -         | -        | 1                          | 11                         | -                         | -     | Diens-, sport- en ontspannings-werker             |
| Total   | 17                                       | 182    | 2,119         | 89           | 6           | 2,009                      | 159         | 486       | 128      | 2,162                      | 38                         | -                         | -     | Werkloos en ongespesifiseer                       |
| Total economically active                       | -  | -      | -             | -            | -           | -                          | -           | -         | -        | -                          | -                          | -                         | -     | Totaal ekonomies bedrywig                         |
| Not economically active                         | -  | -      | -             | -            | -           | -                          | -           | -         | -        | -                          | -                          | -                         | -     | Nie-ekonomies bedrywig                            |
| Total   | 17                                       | 182    | 2,119         | 89           | 6           | 2,009                      | 159         | 486       | 128      | 2,162                      | 38                         | -                         | -     | Totaal  |

WHITES  
TABLE 16 - OCCUPATION BY INDUSTRY AND MARITAL STATUS  
FEMALE

TABEL 16 - BEROEP VOLGENS NYWERHEID EN HUWELIKSTAAT  
VROUWLIK

BLANKES

| Major occupational groups                        | Industry divisions - Nywerheidsafdelings |          |                |               |               |                            |              |       |                            |             | Total | Hoofberoeps-groep |          |   |           |   |                            |
|--|--|----------|----------------|---------------|---------------|----------------------------|--------------|-------|----------------------------|-------------|-------|-------------------|----------|---|-----------|---|----------------------------|
|  | Agriculture                              |          | Mining         |               | Manufacturing |                            | Construction |       | Electricity                |             |       |                   | Commerce |   | Transport | Services  | Unemployed and unspecified |
|  | Agri-culture                             | Myn-wese | Manu-facturing | Con-struction | Elec-tricity  | Wholesale and retail trade | Motor trade  | Other | Wholesale and retail trade | Motor trade |       |                   | Other    |   |           |   |                            |
| Professional, technical and related worker       | -  | -        | 6              | -             | -             | 10                         | -            | -     | 1                          | -           | -     | 1                 | 149      | 2 | -         | Professionele, tegniese en verwante werker        |                            |
| Administrative, executive and managerial worker  | -  | -        | -              | -             | -             | 8                          | -            | -     | -                          | -           | 3     | 1                 | -        | - | -         | Administratiewe, uitvoerende en besturende werker |                            |
| Public administrative official                   | -  | -        | -              | -             | -             | -                          | -            | -     | -                          | -           | -     | -                 | 20       | - | -         | Openbare administratiewe beampte                  |                            |
| Managerial worker                                | -  | -        | -              | -             | -             | -                          | -            | -     | -                          | -           | -     | -                 | 47       | - | -         | Besturende werker                                 |                            |
| Clerical worker                                  | 1  | 92       | 180            | 15            | 1             | 115                        | 24           | 53    | 22                         | 135         | 16    | -                 | -        | - | -         | Klerklike werker                                  |                            |
| Sales worker                                     | -  | -        | -              | -             | -             | 51                         | -            | -     | -                          | -           | -     | -                 | -        | - | -         | Verkoopswerker                                    |                            |
| Working proprietor                               | -  | 1        | 8              | -             | 1             | 227                        | -            | 2     | -                          | 16          | 2     | -                 | -        | - | -         | Werkende eienaar                                  |                            |
| Farmer, fisherman, lumberman and related worker  | 21                                       | -        | -              | -             | -             | -                          | -            | -     | -                          | -           | -     | -                 | -        | - | -         | Boer, visser, bosbou- en verwante werker          |                            |
| Farmer, farmworker, lumberman and related worker | 1  | -        | -              | -             | -             | -                          | -            | -     | -                          | -           | -     | -                 | -        | - | -         | Boer, plaaswerker, bosbouwerker                   |                            |
| Miner, quarryman and related worker              | -  | -        | 2              | -             | -             | -                          | -            | -     | -                          | -           | -     | -                 | -        | - | -         | Myn-, steengroef- en verwante werker              |                            |
| Worker in transport and communication            | -  | -        | 6              | -             | -             | 5                          | -            | -     | -                          | -           | -     | 8                 | -        | - | -         | Werker in vervoer en kommunikasie                 |                            |
| Craftsman, production worker and labourer        | -  | -        | 1              | -             | -             | 14                         | -            | -     | -                          | -           | -     | 1                 | 11       | 3 | -         | Ambagsman, produksiewerker en arbeider            |                            |
| Labourer   | -  | 3        | 141            | -             | -             | -                          | -            | -     | -                          | -           | -     | 2                 | -        | - | -         | Arbeider  |                            |
| Other  | -  | -        | -              | -             | -             | -                          | -            | -     | -                          | -           | -     | -                 | -        | - | -         | Ander   |                            |
| Service, sports and recreation worker            | -  | 1        | 2              | -             | -             | -                          | -            | 11    | -                          | 118         | 1     | -                 | -        | - | -         | Diens-, sport- en ontspannings-werker             |                            |
| Unemployed and unspecified                       | -  | -        | -              | -             | -             | -                          | -            | 1     | -                          | 70          | 1     | -                 | -        | - | -         | Werkloos en ongespesifiseer                       |                            |
| Total economically active                        | 22                                       | 112      | 369            | 15            | 3             | 437                        | 27           | 69    | 34                         | 450         | 94    | -                 | -        | - | -         | Totaal ekonomies bedrywig                         |                            |
| Not economically active                          | -  | -        | -              | -             | -             | -                          | -            | -     | -                          | -           | -     | -                 | -        | - | 4,810     | Nie-ekonomies bedrywig                            |                            |
| Total  | 22                                       | 112      | 369            | 15            | 3             | 437                        | 27           | 69    | 34                         | 450         | 94    | -                 | -        | - | -         | Totaal  |                            |

Widowed and divorced - Weduistaat en geskei

8

WHITES  
TABLE 17 - OCCUPATION BY INDUSTRY AND HOME LANGUAGE  
MALE

BLANKES  
TABEL 17 - BEROEP VOLGENS NYWERHEID EN HUISSTAAL  
MANLIK

BLANKES

| Major occupational groups                        | Industry divisions - Nywerheidsafdelings |          |                |               |               |                            |              |       |                            |             | Total | Hoofberoeps-groep |          |   |           |   |                            |
|--|--|----------|----------------|---------------|---------------|----------------------------|--------------|-------|----------------------------|-------------|-------|-------------------|----------|---|-----------|---|----------------------------|
|  | Agriculture                              |          | Mining         |               | Manufacturing |                            | Construction |       | Electricity                |             |       |                   | Commerce |   | Transport | Services  | Unemployed and unspecified |
|  | Agri-culture                             | Myn-wese | Manu-facturing | Con-struction | Elec-tricity  | Wholesale and retail trade | Motor trade  | Other | Wholesale and retail trade | Motor trade |       |                   | Other    |   |           |   |                            |
| Professional, technical and related worker       | -  | -        | 6              | -             | -             | 10                         | -            | -     | 1                          | -           | -     | 1                 | 149      | 2 | -         | Professionele, tegniese en verwante werker        |                            |
| Administrative, executive and managerial worker  | -  | -        | -              | -             | -             | 8                          | -            | -     | -                          | -           | 3     | 1                 | -        | - | -         | Administratiewe, uitvoerende en besturende werker |                            |
| Public administrative official                   | -  | -        | -              | -             | -             | -                          | -            | -     | -                          | -           | -     | -                 | 20       | - | -         | Openbare administratiewe beampte                  |                            |
| Managerial worker                                | -  | -        | -              | -             | -             | -                          | -            | -     | -                          | -           | -     | -                 | 47       | - | -         | Besturende werker                                 |                            |
| Clerical worker                                  | 1  | 92       | 180            | 15            | 1             | 115                        | 24           | 53    | 22                         | 135         | 16    | -                 | -        | - | -         | Klerklike werker                                  |                            |
| Sales worker                                     | -  | -        | -              | -             | -             | 51                         | -            | -     | -                          | -           | -     | -                 | -        | - | -         | Verkoopswerker                                    |                            |
| Working proprietor                               | -  | 1        | 8              | -             | 1             | 227                        | -            | 2     | -                          | 16          | 2     | -                 | -        | - | -         | Werkende eienaar                                  |                            |
| Farmer, fisherman, lumberman and related worker  | 21                                       | -        | -              | -             | -             | -                          | -            | -     | -                          | -           | -     | -                 | -        | - | -         | Boer, visser, bosbou- en verwante werker          |                            |
| Farmer, farmworker, lumberman and related worker | 1  | -        | -              | -             | -             | -                          | -            | -     | -                          | -           | -     | -                 | -        | - | -         | Boer, plaaswerker, bosbouwerker                   |                            |
| Miner, quarryman and related worker              | -  | -        | 2              | -             | -             | -                          | -            | -     | -                          | -           | -     | -                 | -        | - | -         | Myn-, steengroef- en verwante werker              |                            |
| Worker in transport and communication            | -  | -        | 6              | -             | -             | 5                          | -            | -     | -                          | -           | -     | 8                 | -        | - | -         | Werker in vervoer en kommunikasie                 |                            |
| Craftsman, production worker and labourer        | -  | -        | 1              | -             | -             | 14                         | -            | -     | -                          | -           | -     | 1                 | 11       | 3 | -         | Ambagsman, produksiewerker en arbeider            |                            |
| Labourer   | -  | 3        | 141            | -             | -             | -                          | -            | -     | -                          | -           | -     | 2                 | -        | - | -         | Arbeider  |                            |
| Other  | -  | -        | -              | -             | -             | -                          | -            | -     | -                          | -           | -     | -                 | -        | - | -         | Ander   |                            |
| Service, sports and recreation worker            | -  | 1        | 2              | -             | -             | -                          | -            | 11    | -                          | 118         | 1     | -                 | -        | - | -         | Diens-, sport- en ontspannings-werker             |                            |
| Unemployed and unspecified                       | -  | -        | -              | -             | -             | -                          | -            | 1     | -                          | 70          | 1     | -                 | -        | - | -         | Werkloos en ongespesifiseer                       |                            |
| Total economically active                        | 22                                       | 112      | 369            | 15            | 3             | 437                        | 27           | 69    | 34                         | 450         | 94    | -                 | -        | - | -         | Totaal ekonomies bedrywig                         |                            |
| Not economically active                          | -  | -        | -              | -             | -             | -                          | -            | -     | -                          | -           | -     | -                 | -        | - | 4,810     | Nie-ekonomies bedrywig                            |                            |
| Total  | 22                                       | 112      | 369            | 15            | 3             | 437                        | 27           | 69    | 34                         | 450         | 94    | -                 | -        | - | -         | Totaal  |                            |

41

WHITES  
TABLE 17 - OCCUPATION BY INDUSTRY AND HOME LANGUAGE  
MALE

TABEL 17 - BEKEP VOLGENS NYWERHEID EN HUISSTAAL  
MANLIK

BLANKES

| Major occupational groups<br>Totaal  | Industry divisions - Nywerheidsafdelings |        |                    |                        |                  |  |                              |       |           |          |   |   | Unemployed and unspecified<br>Werkloos en ongespesifiseer | Total economically active<br>Totaal ekonomies bedrywig | Total<br>Totaal   | Headings of occupational groups<br>Hoofberoepsgroepe |                              |  |                   |  |                     |                    |   |
|--|--|--------|--------------------|------------------------|------------------|--|------------------------------|-------|-----------|----------|---|---|---|--|---|--|------------------------------|--|-------------------|--|---------------------|--------------------|---|
|  | Agriculture - Landbou                    |        |                    |                        |                  |  | Manufacturing - Fabriekswese |       |           |          | Construction - Konstruksie                                |   |   |  |   |  | Electricity - Elektriesiteit |  | Commerce - Handel |  | Transport - Vervoer | Services - Dienste | Unemployed and unspecified<br>Werkloos en ongespesifiseer |
|  | Agri-<br>culture                         | Mining | Manu-<br>facturing | Con-<br>struc-<br>tion | Elec-<br>tricity | Wholesale and retail trade - Groot- en kleinhandel | Motor trade - Motorhandel    | Other | Transport | Services | Unemployed and unspecified<br>Werkloos en ongespesifiseer | Not economically active<br>Nie-ekonomies bedrywig |   |  |   |  |                              |  |                   |  |                     |                    |   |
| Professional, technical and related worker<br>Administrative, executive and managerial worker<br>Public administrative official<br>Managerial worker | 3  | 349    | 921                | 96                     | 38               | 120  | 4                            | 41    | 36        | 699      | 22  | -   | 2,329   | -  | Professional, tegnieese en verwante werker  |  |                              |  |                   |  |                     |                    |   |
| Clerical worker<br>Sales worker<br>Working proprietor<br>Farmer, fisherman, lumberman and related worker<br>Farmer, farmworker, lumberman<br>Other   | -  | 1      | 3                  | 66                     | -                | -  | -                            | -     | -         | -        | 1   | 3   | 6   | -  | Administratiewe, uitvoerende en besturende werker   |  |                              |  |                   |  |                     |                    |   |
| Miner, quarryman and related worker<br>Worker in transport and communication<br>Craftsman, production worker and labourer<br>Labourer<br>Other       | 1  | 650    | 794                | 34                     | 20               | 209  | 62                           | 292   | 181       | 324      | 49  | -   | 2,616   | -  | Openbare administratiewe beampte<br>Besturende werker   |  |                              |  |                   |  |                     |                    |   |
| Service, sports and recreation worker<br>Unemployed and unspecified  | 121                                      | 7      | 2                  | -                      | -                | -  | -                            | -     | -         | -        | 1   | 8   | 140   | -  | Klerklike werker<br>Verkoopswerker<br>Werkende eienaar<br>Ander<br>Boer, visser, bosbou- en verwante werker<br>Boer, plaaswerker, bosbouwerker<br>Ander<br>Myn-, steengroef- en verwante werker |  |                              |  |                   |  |                     |                    |   |
| Total economically active  | 130                                      | 4,549  | 5,713              | 765                    | 179              | 1,577  | 440                          | 530   | 685       | 1,657    | 456   | -   | 16,861  | -  | Werker in vervoer en kommunikasie<br>Ambagsman, produksiewerker en arbeider<br>Ander<br>Diens-, sport- en ontspanningswerker<br>Werkloos en ongespesifiseer                                     |  |                              |  |                   |  |                     |                    |   |
| Total  | 130                                      | 4,549  | 5,713              | 765                    | 179              | 1,577  | 440                          | 530   | 685       | 1,657    | 456   | 10,649  | 27,330  | 10,649   | Totaal ekonomies bedrywig<br>Nie-ekonomies bedrywig<br>Totaal   |  |                              |  |                   |  |                     |                    |   |

WHITES  
TABLE 17 - OCCUPATION BY INDUSTRY AND HOME LANGUAGE  
MALE

TABEL 17 - BEKEP VOLGENS NYWERHEID EN HUISSTAAL  
MANLIK

BLANKES

| Major occupational groups<br>Totaal  | Industry divisions - Nywerheidsafdelings |        |                    |                        |                  |  |                              |       |           |          |   |   | Unemployed and unspecified<br>Werkloos en ongespesifiseer | Total economically active<br>Totaal ekonomies bedrywig | Total<br>Totaal   | Headings of occupational groups<br>Hoofberoepsgroepe |                              |  |                   |  |                     |                    |   |
|--|--|--------|--------------------|------------------------|------------------|--|------------------------------|-------|-----------|----------|---|---|---|--|---|--|------------------------------|--|-------------------|--|---------------------|--------------------|---|
|  | Agriculture - Landbou                    |        |                    |                        |                  |  | Manufacturing - Fabriekswese |       |           |          | Construction - Konstruksie                                |   |   |  |   |  | Electricity - Elektriesiteit |  | Commerce - Handel |  | Transport - Vervoer | Services - Dienste | Unemployed and unspecified<br>Werkloos en ongespesifiseer |
|  | Agri-<br>culture                         | Mining | Manu-<br>facturing | Con-<br>struc-<br>tion | Elec-<br>tricity | Wholesale and retail trade - Groot- en kleinhandel | Motor trade - Motorhandel    | Other | Transport | Services | Unemployed and unspecified<br>Werkloos en ongespesifiseer | Not economically active<br>Nie-ekonomies bedrywig |   |  |   |  |                              |  |                   |  |                     |                    |   |
| Professional, technical and related worker<br>Administrative, executive and managerial worker<br>Public administrative official<br>Managerial worker | 4  | 184    | 223                | 30                     | 12               | 43   | 2                            | 12    | 44        | 926      | 4   | -   | 1,484   | -  | Professionele, tegnieese en verwante werker   |  |                              |  |                   |  |                     |                    |   |
| Clerical worker<br>Sales worker<br>Working proprietor<br>Farmer, fisherman, lumberman and related worker<br>Farmer, farmworker, lumberman<br>Other   | -  | 7      | 82                 | 93                     | 1                | 90   | 52                           | 41    | 116       | 9        | 1   | -   | 10  | -  | Administratiewe, uitvoerende en besturende werker   |  |                              |  |                   |  |                     |                    |   |
| Miner, quarryman and related worker<br>Worker in transport and communication<br>Craftsman, production worker and labourer<br>Labourer<br>Other       | 2  | 338    | 638                | 31                     | 20               | 190  | 46                           | 250   | 1,354     | 755      | 23  | -   | 3,653   | -  | Openbare administratiewe beampte<br>Besturende werker   |  |                              |  |                   |  |                     |                    |   |
| Service, sports and recreation worker<br>Unemployed and unspecified  | 278                                      | 7      | 7                  | -                      | -                | 5  | -                            | -     | -         | 24       | 6   | -   | 333   | -  | Klerklike werker<br>Verkoopswerker<br>Werkende eienaar<br>Ander<br>Boer, visser, bosbou- en verwante werker<br>Boer, plaaswerker, bosbouwerker<br>Ander<br>Myn-, steengroef- en verwante werker |  |                              |  |                   |  |                     |                    |   |
| Total economically active  | 291                                      | 5,918  | 7,032              | 2,004                  | 211              | 1,016  | 570                          | 471   | 4,138     | 3,720    | 1,044   | -   | 26,415  | -  | Werker in vervoer en kommunikasie<br>Ambagsman, produksiewerker en arbeider<br>Ander<br>Diens-, sport- en ontspanningswerker<br>Werkloos en ongespesifiseer                                     |  |                              |  |                   |  |                     |                    |   |
| Total  | 291                                      | 5,918  | 7,032              | 2,004                  | 211              | 1,016  | 570                          | 471   | 4,138     | 3,720    | 1,044   | 22,320  | 48,735  | 22,320   | Totaal ekonomies bedrywig<br>Nie-ekonomies bedrywig<br>Totaal   |  |                              |  |                   |  |                     |                    |   |



WHITES  
TABLE 17 - OCCUPATION BY INDUSTRY AND HOME LANGUAGE  
MALE

TABEL 17 - BEROEP VOLGENS NYWERHEID EN HUISTAAL  
MANNLIK

BLANKES

| Major occupational groups                       | Industry divisions - Nywerheidsafdelings |        |                    |                        |                  |  |   |                |               |                 | Total<br>Totaal | Hoofberoeps-groep                                 |   |
|---|--|--------|--------------------|------------------------|------------------|--|---|----------------|---------------|-----------------|-----------------|---|---|
|   | Agri-<br>culture                         | Mining | Manu-<br>facturing | Con-<br>struc-<br>tion | Elec-<br>tricity | Commerce   |   | Trans-<br>port | Ser-<br>vices | Unem-<br>ployed |                 |   | Not<br>eco-<br>nomic-<br>ally<br>active |
|   |  |        |                    |                        |                  | Whole-<br>sale<br>and<br>retail<br>trade<br>Groot-<br>en Klein<br>handel | Motor<br>trade<br>Motor-<br>handel<br>Ander |                |               |                 |                 |   |   |
| Professional, technical and related worker      | -  | 7      | 78                 | 10                     | 2                | 5  | 1   | 1              | 42            | 2               | -               | Professionele, tegniese en verwante werker        |   |
| Administrative, executive and managerial worker | -  | -      | 50                 | 8                      | -                | 26   | 7   | -              | 49            | -               | -               | Administratiewe, uitvoerende en besturende werker |   |
| Public administrative official                  | -  | -      | 29                 | 3                      | -                | 12   | 8   | 3              | 7             | -               | -               | Besturende werker                                 |   |
| Managerial worker                               | 2  | 21     | 15                 | -                      | -                | 212  | 2   | 3              | 28            | -               | -               | Klerklike werker                                  |   |
| Clerical worker                                 | 1  | 1      | -                  | -                      | -                | 89   | -   | -              | -             | -               | -               | Verkoopwerker                                     |   |
| Sales worker                                    | -  | -      | -                  | -                      | -                | -  | -   | -              | -             | -               | -               | Werkende eienaar                                  |   |
| Working proprietor                              | 1  | 1      | 2                  | -                      | -                | 5  | -   | -              | 1             | -               | -               | Ander   |   |
| Farmer, fisherman, lumberman and related worker | 173                                      | -      | -                  | -                      | -                | -  | -   | -              | -             | -               | -               | Boer, visser, bosbou- en verwante werker          |   |
| Farmer, farmworker, lumberman                   | -  | -      | -                  | -                      | -                | -  | -   | -              | -             | -               | -               | Boer, plaaswerker, bosbouwerker                   |   |
| Other   | -  | -      | -                  | -                      | -                | -  | -   | -              | -             | -               | -               | Ander   |   |
| Miner, quarryman and related worker             | -  | 215    | -                  | -                      | -                | -  | -   | -              | 10            | 3               | -               | Myn-, steengroef- en verwante werker              |   |
| Worker in transport and communication           | 1  | 2      | 8                  | -                      | -                | 3  | -   | 3              | -             | -               | -               | Werker in vervoer en kommunikasie                 |   |
| Craftsman, production worker and labourer       | -  | -      | -                  | 1                      | -                | -  | -   | -              | -             | -               | -               | Ambagsman, produksiewerker en arbeider            |   |
| Labourer  | 1  | -      | -                  | 87                     | 7                | 22   | 24  | 13             | 10            | 8               | -               | Arbeider  |   |
| Other   | 635                                      | 34     | 430                | -                      | -                | -  | -   | -              | 20            | 1               | -               | Diens-, sport- en ontspannings- werker            |   |
| Service, sports and recreation worker           | 25                                       | -      | 4                  | -                      | -                | -  | -   | -              | -             | -               | -               | Werkloos en ongespesifiseer                       |   |
| Unemployed and unspecified                      | 19                                       | -      | -                  | -                      | -                | 1  | -   | -              | -             | 18              | -               | Totaal ekonomies bedrywig                         |   |
| Total economically active                       | 1,838                                    | 280    | 616                | 109                    | 9                | 375  | 34  | 12             | 24            | 166             | 36              | Nie-ekonomies bedrywig                            |   |
| Not economically active                         | 922                                      | -      | -                  | -                      | -                | -  | -   | -              | -             | -               | -               | Totaal  |   |
| Total   | 2,760                                    | 280    | 616                | 109                    | 9                | 375  | 34  | 12             | 24            | 166             | 36              | 922   |   |

WHITES  
TABLE 17 - OCCUPATION BY INDUSTRY AND HOME LANGUAGE  
FEMALE

TABEL 17 - BEROEP VOLGENS NYWERHEID EN HUISTAAL  
VROOLIK

BLANKES

| Major occupational groups                       | Industry divisions - Nywerheidsafdelings |        |                    |                        |                  |  |   |                |               |                 | Total<br>Totaal | Hoofberoeps-groep                                 |   |
|---|--|--------|--------------------|------------------------|------------------|--|---|----------------|---------------|-----------------|-----------------|---|---|
|   | Agri-<br>culture                         | Mining | Manu-<br>facturing | Con-<br>struc-<br>tion | Elec-<br>tricity | Commerce   |   | Trans-<br>port | Ser-<br>vices | Unem-<br>ployed |                 |   | Not<br>eco-<br>nomic-<br>ally<br>active |
|   |  |        |                    |                        |                  | Whole-<br>sale<br>and<br>retail<br>trade<br>Groot-<br>en Klein<br>handel | Motor<br>trade<br>Motor-<br>handel<br>Ander |                |               |                 |                 |   |   |
| Professional, technical and related worker      | -  | -      | -                  | -                      | -                | -  | -   | -              | -             | -               | -               | Professionele, tegniese en verwante werker        |   |
| Administrative, executive and managerial worker | -  | -      | -                  | -                      | -                | -  | -   | -              | -             | -               | -               | Administratiewe, uitvoerende en besturende werker |   |
| Public administrative official                  | -  | -      | -                  | -                      | -                | 6  | -   | -              | 2             | -               | -               | Besturende werker                                 |   |
| Managerial worker                               | -  | -      | 54                 | 3                      | -                | 46   | 11  | 21             | 39            | 2               | -               | Klerklike werker                                  |   |
| Clerical worker                                 | 198                                      | 11     | -                  | -                      | -                | 2  | -   | -              | 5             | 2               | -               | Verkoopwerker                                     |   |
| Sales worker                                    | 2  | -      | 2                  | -                      | -                | 35   | -   | -              | -             | -               | -               | Werkende eienaar                                  |   |
| Working proprietor                              | 44                                       | -      | -                  | -                      | -                | -  | -   | -              | -             | -               | -               | Ander   |   |
| Farmer, fisherman, lumberman and related worker | -  | -      | -                  | -                      | -                | -  | -   | -              | -             | -               | -               | Boer, visser, bosbou- en verwante werker          |   |
| Farmer, farmworker, lumberman                   | 1  | -      | -                  | -                      | -                | -  | -   | -              | -             | -               | -               | Boer, plaaswerker, bosbouwerker                   |   |
| Other   | -  | -      | -                  | -                      | -                | -  | -   | -              | -             | -               | -               | Ander   |   |
| Miner, quarryman and related worker             | -  | -      | -                  | -                      | -                | -  | -   | -              | -             | -               | -               | Myn-, steengroef- en verwante werker              |   |
| Worker in transport and communication           | -  | -      | 2                  | -                      | -                | -  | -   | -              | 2             | 1               | -               | Werker in vervoer en kommunikasie                 |   |
| Craftsman, production worker and labourer       | 8  | -      | 1                  | -                      | -                | -  | -   | -              | 7             | -               | -               | Ambagsman, produksiewerker en arbeider            |   |
| Labourer  | 23                                       | 2      | 21                 | -                      | -                | -  | -   | -              | -             | -               | -               | Arbeider  |   |
| Other   | 23                                       | -      | 2                  | -                      | -                | -  | -   | -              | 18            | -               | -               | Diens-, sport- en ontspannings- werker            |   |
| Service, sports and recreation worker           | 17                                       | -      | -                  | -                      | -                | -  | -   | -              | -             | 16              | -               | Werkloos en ongespesifiseer                       |   |
| Unemployed and unspecified                      | 366                                      | 14     | 82                 | 4                      | -                | 89   | 12  | 22             | 13            | 108             | 21              | Totaal ekonomies bedrywig                         |   |
| Total economically active                       | 1,088                                    | -      | -                  | -                      | -                | -  | -   | -              | -             | -               | -               | Nie-ekonomies bedrywig                            |   |
| Not economically active                         | 1,454                                    | 1      | 14                 | 82                     | 4                | 89   | 12  | 22             | 13            | 108             | 21              | Totaal  |   |

WHITES  
TABLE 17 - OCCUPATION BY INDUSTRY AND HOME LANGUAGE  
FEMALE

TABEL 17 - BEROEPE VOLGENS NYWERHEID EN HUISSTAAL  
VROUWLIK

BLANKES

| Major occupational groups<br>Totaal             | Industry divisions - Nywerheidsafdelings |        |                         |                        |                                    |  |                                  |       |                                   |       | Unem-<br>ployed<br>and<br>unspeci-<br>fied<br>Werk-<br>Nie-<br>eko-<br>nomies<br>bedry-<br>wig | Hoofberoepsgroepe |   |       |                      |                     |  |  |  |  |  |
|---|--|--------|-------------------------|------------------------|------------------------------------|--|----------------------------------|-------|-----------------------------------|-------|--|-------------------|---|-------|----------------------|---------------------|--|--|--|--|--|
|   | Agriculture<br>Landbou                   |        | Mining<br>Myn-<br>wese  |                        | Manufacturing<br>Fabrieks-<br>wese |  | Construction<br>Kon-<br>struksie |       | Electricity<br>Elektri-<br>siteit |       |  |                   | Commerce - Handel                                 |       | Transport<br>Vervoer | Services<br>Dienste |  |  |  |  |  |
|   | Agri-<br>culture                         | Mining | Manu-<br>fact-<br>uring | Con-<br>struc-<br>tion | Elec-<br>tricity                   | Whole-<br>sale<br>and<br>retail<br>trade | Motor<br>trade                   | Other | Trans-<br>port                    | Other |  |                   | Motor-<br>handel                                  | Ander |                      |                     |  |  |  |  |  |
| English   | Engels                                   |        |                         |                        |                                    |  |                                  |       |                                   |       |  |                   |   |       |                      |                     |  |  |  |  |  |
| Professional, technical and related worker      | -  | 26     | 55                      | -                      | 5                                  | 11                                       | -                                | 7     | 2                                 | 778   | 9  | -                 | Professionele, tegniese en verwante werker        |       |                      |                     |  |  |  |  |  |
| Administrative, executive and managerial worker | 2  | 2      | 21                      | -                      | -                                  | 49                                       | -                                | 5     | 1                                 | 52    | 1  | -                 | Administratiewe, uitvoerende en besturende werker |       |                      |                     |  |  |  |  |  |
| Public administrative official                  | -  | -      | -                       | -                      | -                                  | -  | -                                | -     | -                                 | -     | -  | -                 | Besturende werker                                 |       |                      |                     |  |  |  |  |  |
| Managerial worker                               | 3  | 304    | 1,387                   | 102                    | 10                                 | 618                                      | 131                              | 513   | 71                                | 608   | 54   | -                 | Klerklike werker                                  |       |                      |                     |  |  |  |  |  |
| Clerical worker                                 | -  | -      | -                       | -                      | -                                  | -  | -                                | -     | -                                 | -     | -  | -                 | Verkoopswerker                                    |       |                      |                     |  |  |  |  |  |
| Sales worker                                    | -  | 2      | 33                      | 1                      | -                                  | 80                                       | -                                | 6     | 2                                 | 24    | 11   | -                 | Werkende eienaar                                  |       |                      |                     |  |  |  |  |  |
| Working proprietor                              | -  | -      | -                       | -                      | -                                  | 709                                      | -                                | -     | -                                 | -     | -  | -                 | Ander   |       |                      |                     |  |  |  |  |  |
| Farmer, fisherman, lumberman and related worker | 15                                       | -      | -                       | -                      | -                                  | 1  | -                                | -     | -                                 | -     | -  | -                 | Boer, visser, bosbou- en verwante werker          |       |                      |                     |  |  |  |  |  |
| Farmer, farmworker, lumberman                   | -  | -      | -                       | -                      | -                                  | 1  | -                                | -     | -                                 | -     | -  | -                 | Boer, plaaswerker, bosbouwerker                   |       |                      |                     |  |  |  |  |  |
| Other   | -  | -      | -                       | -                      | -                                  | -  | -                                | -     | -                                 | -     | -  | -                 | Ander   |       |                      |                     |  |  |  |  |  |
| Miner, quarryman and related worker             | -  | 8      | -                       | -                      | -                                  | -  | -                                | -     | -                                 | -     | -  | -                 | Myn-, steengroef- en verwante werker              |       |                      |                     |  |  |  |  |  |
| Worker in transport and communication           | -  | 10     | 31                      | -                      | 1                                  | 9  | 4                                | 5     | 10                                | 7     | 1  | -                 | Werkers in vervoer en kommunikasie                |       |                      |                     |  |  |  |  |  |
| Craftsman, production worker and labourer       | -  | -      | -                       | -                      | -                                  | -  | -                                | -     | -                                 | -     | -  | -                 | Amptsaansman, produksiewerker en arbeider         |       |                      |                     |  |  |  |  |  |
| Labourer  | 27                                       | 1      | 23                      | 1                      | -                                  | 1  | 1                                | 4     | 4                                 | 2     | 4  | -                 | Ander   |       |                      |                     |  |  |  |  |  |
| Other   | 255                                      | 7      | 157                     | -                      | -                                  | 52                                       | -                                | -     | -                                 | 25    | 4  | -                 | Ander   |       |                      |                     |  |  |  |  |  |
| Service, sports and recreation worker           | -  | -      | 5                       | 1                      | -                                  | 7  | 1                                | 19    | -                                 | 230   | 1  | -                 | Diens-, sport- en ontspannings-<br>werker         |       |                      |                     |  |  |  |  |  |
| Unemployed and unspecified                      | -  | -      | -                       | -                      | -                                  | -  | -                                | 1     | -                                 | -     | 140  | -                 | Werkloos en ongespesifiseer                       |       |                      |                     |  |  |  |  |  |
| Total economically active                       | 20                                       | 360    | 1,712                   | 105                    | 16                                 | 1,537                                    | 144                              | 560   | 90                                | 1,728 | 221  | -                 | Totaal ekonomies bedrywig                         |       |                      |                     |  |  |  |  |  |
| Not economically active                         | -  | -      | -                       | -                      | -                                  | -  | -                                | -     | -                                 | -     | -  | -                 | Nie-ekonomies bedrywig                            |       |                      |                     |  |  |  |  |  |
| 21,535  | -  | -      | -                       | -                      | -                                  | -  | -                                | -     | -                                 | -     | -  | -                 | 21,535  |       |                      |                     |  |  |  |  |  |
| Total   | 20                                       | 360    | 1,712                   | 105                    | 16                                 | 1,537                                    | 144                              | 560   | 90                                | 1,728 | 221  | -                 | Totaal  |       |                      |                     |  |  |  |  |  |

46

WHITES  
TABLE 17 - OCCUPATION BY INDUSTRY AND HOME LANGUAGE  
FEMALE

TABEL 17 - BEROEPE VOLGENS NYWERHEID EN HUISSTAAL  
VROUWLIK

BLANKES

| Major occupational groups                       | Industry divisions - Nywerheidsafdelings |        |                         |                        |                                    |  |                                  |       |                                   |       | Unem-<br>ployed<br>and<br>unspeci-<br>fied<br>Werk-<br>Nie-<br>eko-<br>nomies<br>bedry-<br>wig | Hoofberoepsgroepe |   |       |                      |                     |  |  |  |  |  |
|---|--|--------|-------------------------|------------------------|------------------------------------|--|----------------------------------|-------|-----------------------------------|-------|--|-------------------|---|-------|----------------------|---------------------|--|--|--|--|--|
|   | Agriculture<br>Landbou                   |        | Mining<br>Myn-<br>wese  |                        | Manufacturing<br>Fabrieks-<br>wese |  | Construction<br>Kon-<br>struksie |       | Electricity<br>Elektri-<br>siteit |       |  |                   | Commerce - Handel                                 |       | Transport<br>Vervoer | Services<br>Dienste |  |  |  |  |  |
|   | Agri-<br>culture                         | Mining | Manu-<br>fact-<br>uring | Con-<br>struc-<br>tion | Elec-<br>tricity                   | Whole-<br>sale<br>and<br>retail<br>trade | Motor<br>trade                   | Other | Trans-<br>port                    | Other |  |                   | Motor-<br>handel                                  | Ander |                      |                     |  |  |  |  |  |
| Afrikaans                                       |  |        |                         |                        |                                    |  |                                  |       |                                   |       |  |                   |   |       |                      |                     |  |  |  |  |  |
| Professional, technical and related worker      | -  | 7      | 25                      | -                      | 1                                  | 4  | -                                | 2     | 6                                 | 1,130 | 8  | -                 | Professionele, tegniese en verwante werker        |       |                      |                     |  |  |  |  |  |
| Administrative, executive and managerial worker | -  | -      | -                       | -                      | -                                  | -  | -                                | -     | -                                 | 1     | -  | -                 | Administratiewe, uitvoerende en besturende werker |       |                      |                     |  |  |  |  |  |
| Public administrative official                  | -  | -      | 5                       | 1                      | -                                  | 28                                       | 3                                | -     | 1                                 | 26    | -  | -                 | Besturende werker                                 |       |                      |                     |  |  |  |  |  |
| Managerial worker                               | -  | -      | -                       | -                      | -                                  | -  | -                                | -     | -                                 | -     | -  | -                 | Besturende werker                                 |       |                      |                     |  |  |  |  |  |
| Clerical worker                                 | 5  | 88     | 716                     | 26                     | -                                  | 624                                      | 95                               | 499   | 484                               | 818   | 45   | -                 | Klerklike werker                                  |       |                      |                     |  |  |  |  |  |
| Sales worker                                    | -  | -      | -                       | -                      | -                                  | 39                                       | -                                | -     | -                                 | -     | -  | -                 | Verkoopswerker                                    |       |                      |                     |  |  |  |  |  |
| Working proprietor                              | -  | -      | 18                      | -                      | 1                                  | 630                                      | -                                | 1     | 5                                 | 26    | 5  | -                 | Werkende eienaar                                  |       |                      |                     |  |  |  |  |  |
| Other   | -  | -      | -                       | -                      | -                                  | -  | -                                | -     | -                                 | -     | -  | -                 | Ander   |       |                      |                     |  |  |  |  |  |
| Farmer, fisherman, lumberman and related worker | 16                                       | -      | -                       | -                      | -                                  | -  | -                                | -     | -                                 | -     | -  | -                 | Boer, visser, bosbou- en verwante werker          |       |                      |                     |  |  |  |  |  |
| Farmer, farmworker, lumberman                   | 2  | -      | 2                       | -                      | -                                  | -  | -                                | -     | -                                 | -     | -  | -                 | Boer, plaaswerker, bosbouwerker                   |       |                      |                     |  |  |  |  |  |
| Other   | -  | -      | -                       | -                      | -                                  | -  | -                                | -     | -                                 | -     | -  | -                 | Ander   |       |                      |                     |  |  |  |  |  |
| Miner, quarryman and related worker             | -  | 2      | -                       | -                      | -                                  | -  | -                                | -     | -                                 | -     | -  | -                 | Myn-, steengroef- en verwante werker              |       |                      |                     |  |  |  |  |  |
| Worker in transport and communication           | -  | 1      | 22                      | 1                      | -                                  | 8  | -                                | 4     | 142                               | 13    | -  | -                 | Werkers in vervoer en kommunikasie                |       |                      |                     |  |  |  |  |  |
| Craftsman, production worker and labourer       | -  | -      | 53                      | 2                      | -                                  | -  | 3                                | 2     | 8                                 | 21    | 6  | -                 | Amptsaansman, produksiewerker en arbeider         |       |                      |                     |  |  |  |  |  |
| Labourer  | 1  | 5      | 652                     | -                      | -                                  | 43                                       | -                                | -     | 4                                 | 266   | 3  | -                 | Ander   |       |                      |                     |  |  |  |  |  |
| Other   | -  | -      | 6                       | -                      | -                                  | 1  | -                                | 4     | 4                                 | 2     | 286  | -                 | Diens-, sport- en ontspannings-<br>werker         |       |                      |                     |  |  |  |  |  |
| Service, sports and recreation worker           | -  | -      | -                       | -                      | -                                  | -  | -                                | -     | -                                 | -     | -  | -                 | Werkloos en ongespesifiseer                       |       |                      |                     |  |  |  |  |  |
| Unemployed and unspecified                      | -  | -      | -                       | -                      | -                                  | -  | -                                | -     | -                                 | -     | -  | -                 | Totaal ekonomies bedrywig                         |       |                      |                     |  |  |  |  |  |
| Total economically active                       | 22                                       | 103    | 1,499                   | 30                     | 2                                  | 1,377                                    | 101                              | 512   | 651                               | 2,303 | 353  | -                 | Totaal ekonomies bedrywig                         |       |                      |                     |  |  |  |  |  |
| Not economically active                         | -  | -      | -                       | -                      | -                                  | -  | -                                | -     | -                                 | -     | -  | -                 | Nie-ekonomies bedrywig                            |       |                      |                     |  |  |  |  |  |
| 39,977  | -  | -      | -                       | -                      | -                                  | -  | -                                | -     | -                                 | -     | -  | -                 | 39,977  |       |                      |                     |  |  |  |  |  |
| Total   | 22                                       | 103    | 1,499                   | 30                     | 2                                  | 1,377                                    | 101                              | 512   | 651                               | 2,303 | 353  | -                 | Totaal  |       |                      |                     |  |  |  |  |  |

47



WHITES  
TABLE 18 - OCCUPATION BY AGE, WORK STATUS AND NATIONALITY

TABEL 18 - BEROEP VOLGENS OUDERDOM, WERKSTATUS EN BURGERSKAP

BLANKES

| Major occupational groups and work status  | Total<br>Totaal         | Age groups - Ouderdomsgroepe |                       |                         |                   |                         |                   |                   |                         |                   |                |                |                | Hoofberoepsgroepe en werkstatus  |
|--|-------------------------|------------------------------|-----------------------|-------------------------|-------------------|-------------------------|-------------------|-------------------|-------------------------|-------------------|----------------|----------------|----------------|--|
|  |                         | -20                          |                       | 20-24                   |                   | 25-34                   |                   | 35-64             |                         | 65+               |                | ?              |                |  |
|  |                         | M.                           | F.-V.                 | M.                      | F.-V.             | M.                      | F.-V.             | M.                | F.-V.                   | M.                | F.-V.          |                |                |  |
| Worker in transport and communication<br>Employer<br>Employee<br>Total   | 46<br>3,229<br>3,275    | 113<br>259<br>259            | 113<br>113<br>113     | 323<br>323<br>323       | 53<br>53<br>53    | 6<br>739<br>745         | 44<br>44<br>44    | 2<br>61<br>63     | 36<br>1,597<br>1,633    | 2<br>36<br>38     | 2<br>2<br>2    | 2<br>2<br>2    | 2<br>2<br>2    | Werker in vervoer en kommunikasie<br>Werknemer<br>Werknemer<br>Totaal<br>Aansagman, produksiewerker en arbeider<br>Arbeider<br>Werkgewer<br>Werknemer<br>Totaal<br>Ander<br>Werkgewer<br>Werknemer<br>Totaal<br>Diens-, sport- en ontspannings-werker<br>Werkgewer<br>Werknemer<br>Totaal<br>Werkloos en ongespesifiseer<br>Werkgewer<br>Werknemer<br>Totaal |
| Craftsman, production worker and labourer<br>Labourer<br>Employer<br>Employee<br>Total<br>Other<br>Employer<br>Employee<br>Total | 411<br>18,842<br>19,253 | 136<br>1,673<br>1,673        | 136<br>1,673<br>1,673 | 2,996<br>3,006<br>3,006 | 129<br>129<br>129 | 5,018<br>5,099<br>5,099 | 197<br>197<br>197 | 571<br>590<br>590 | 7,865<br>8,150<br>8,150 | 247<br>263<br>263 | 4<br>4<br>4    | 4<br>4<br>4    | 4<br>4<br>4    |  |
| Services, sports and recreation worker<br>Employer<br>Employee<br>Total  | 140<br>2,525<br>2,665   | 189<br>189<br>189            | 117<br>117<br>117     | 328<br>333<br>333       | 64<br>70<br>70    | 511<br>526<br>526       | 85<br>104<br>104  | 245<br>270<br>270 | 874<br>937<br>937       | 88<br>93<br>93    | 24<br>26<br>26 | 24<br>26<br>26 | 24<br>26<br>26 |  |
| Unemployed and unspecified<br>Employer<br>Employee<br>Total  | 2<br>1,242<br>1,244     | 189<br>189<br>189            | 223<br>223<br>223     | 208<br>208<br>208       | 92<br>92<br>92    | 122<br>122<br>122       | 40<br>40<br>40    | 104<br>104<br>104 | 255<br>256<br>256       | 2<br>2<br>2       | 4<br>5<br>5    | 4<br>5<br>5    | 4<br>5<br>5    |  |
| Total economically active  | 3,399                   | 15                           | 3                     | 70                      | 13                | 509                     | 51                | 322               | 2,146                   | 235               | 34             | 1              | 1              | Totaal ekonomies bedrywig  |
| Employer<br>Employee<br>Total  | 56,573<br>59,972        | 3,466<br>3,481               | 2,577<br>2,580        | 6,755<br>6,825          | 2,793<br>2,806    | 11,275<br>11,784        | 2,846<br>2,897    | 5,341<br>5,663    | 20,589<br>22,735        | 823<br>1,058      | 95<br>129      | 11<br>12       | 2<br>2         | Werknemer<br>Werknemer<br>Totaal   |
| Not economically active  | 99,111                  | 31,576                       | 31,779                | 148                     | 3,492             | 54                      | 8,044             | 17,272            | 693                     | 1,980             | 4,049          | 6              | 18             | Nie-ekonomies bedrywig   |
| Total  | 159,083                 | 35,057                       | 34,359                | 6,973                   | 6,298             | 11,838                  | 10,941            | 23,428            | 23,428                  | 3,038             | 4,178          | 18             | 20             | Totaal   |

1/ Wholesale and retail trade only

1/ Sleys groot- en kleinhandel

WHITES  
TABLE 18 - OCCUPATION BY AGE, WORK STATUS AND NATIONALITY

TABEL 18 - BEROEP VOLGENS OUDERDOM, WERKSTATUS EN BURGERSKAP

BLANKES

| Major occupational groups and work status  | Total<br>Totaal             | Age groups - Ouderdomsgroepe |                         |                         |                         |                        |                     |                          |                      |                       |                  |                  |                  | Hoofberoepsgroepe en werkstatus |  |   |
|--|-----------------------------|------------------------------|-------------------------|-------------------------|-------------------------|------------------------|---------------------|--------------------------|----------------------|-----------------------|------------------|------------------|------------------|---------------------------------|--|---|
|  |                             | -20                          |                         | 20-24                   |                         | 25-34                  |                     | 35-64                    |                      | 65+                   |                  | ?                |                  |                                 |  |   |
|  |                             | M.                           | F.-V.                   | M.                      | F.-V.                   | M.                     | F.-V.               | M.                       | F.-V.                | M.                    | F.-V.            |                  |                  |                                 |  |   |
| Professional, technical and related worker<br>Employer<br>Employee<br>Total  | 465<br>5,135<br>5,600       | 168<br>168<br>168            | 241<br>244<br>244       | 521<br>524<br>524       | 500<br>503<br>503       | 3<br>315<br>1,015      | 100<br>915<br>1,015 | 359<br>365<br>365        | 6<br>6<br>6          | 972<br>1,519<br>1,791 | 57<br>826<br>883 | 18<br>61<br>79   | 3<br>24<br>27    | 3<br>3<br>3                     | Professionele, tegniese en verwante werker<br>Werknemer<br>Werknemer<br>Totaal               |   |
| Administrative, executive and managerial worker<br>Public administrative official<br>Employer<br>Employee<br>Total | 17<br>704<br>1,230<br>1,934 | -<br>-<br>-<br>-<br>-        | -<br>-<br>-<br>-<br>-   | -<br>15<br>36<br>51     | -<br>4<br>4<br>5        | -<br>106<br>189<br>295 | -<br>8<br>18<br>26  | -<br>473<br>631<br>1,304 | -<br>8<br>109<br>168 | -<br>1<br>15<br>15    | -<br>-<br>-<br>- | -<br>-<br>-<br>- | -<br>-<br>-<br>- | -<br>-<br>-<br>-                | -<br>-<br>-<br>-   | Administratiewe, uitvoerends en besturende werker<br>Openbare administratiewe beampte<br>Werknemer<br>Werknemer<br>Totaal |
| Managerial worker<br>Employer<br>Employee<br>Total   | 26<br>13,449<br>13,475      | 623<br>623<br>623            | 1,510<br>1,510<br>1,510 | 1,164<br>1,164<br>1,164 | 1,727<br>1,727<br>1,727 | 1<br>1,547<br>1,548    | 2<br>1,860<br>1,862 | 9<br>2,236<br>2,245      | 10<br>2,794<br>2,794 | 8<br>162<br>165       | 1<br>16<br>17    | 8<br>16<br>165   | 1<br>16<br>17    | 1<br>16<br>17                   | Klerklike werker<br>Werknemer<br>Werknemer<br>Totaal<br>Verkoopswerker<br>Werkende eenaar 1/ |   |
| Sales worker<br>Working proprietor 1/<br>Employer<br>Employee<br>Total   | 808<br>808                  | 1<br>1                       | -<br>-                  | 6<br>6                  | 1<br>1                  | 65<br>65               | 7<br>7              | 546<br>546               | 110<br>110           | 65<br>65              | 6<br>6           | 6<br>6           | 6<br>6           | 6<br>6                          | Werkende eenaar 1/<br>Werknemer<br>Werknemer<br>Totaal<br>Ander                              |   |
| Other<br>Employer<br>Employee<br>Total   | 116<br>2,853<br>2,969       | 1<br>66<br>67                | 164<br>164<br>164       | 179<br>182<br>182       | 119<br>120<br>120       | 432<br>446<br>446      | 270<br>272<br>272   | 908<br>917<br>917        | 675<br>745<br>745    | 32<br>46<br>46        | 8<br>10<br>10    | 32<br>46<br>46   | 8<br>10<br>10    | 8<br>10<br>10                   | Werknemer<br>Werknemer<br>Totaal<br>Boer, visser, bosbou- en verwante werker                 |   |
| Farmer, fisherman, lumberman and related worker<br>Farmer, farmworker, lumberman<br>Employer<br>Employee<br>Total  | 365<br>158<br>523           | 10<br>8<br>18                | -<br>-<br>-             | 18<br>12<br>30          | -<br>-<br>-             | 47<br>25<br>72         | 1<br>1<br>1         | 199<br>231<br>231        | 17<br>18<br>18       | 61<br>80<br>80        | 11<br>11<br>11   | 11<br>11<br>11   | 11<br>11<br>11   | 11<br>11<br>11                  | Boer, plaaswerker, bosbouwerker<br>Werknemer<br>Werknemer<br>Totaal<br>Ander                 |   |
| Other<br>Employer<br>Employee<br>Total   | 3<br>3                      | -<br>-                       | -<br>-                  | -<br>-                  | -<br>-                  | -<br>-                 | -<br>-              | 1<br>1                   | 1<br>1               | -<br>-                | -<br>-           | -<br>-           | -<br>-           | -<br>-                          | Werknemer<br>Werknemer<br>Totaal   |   |
| Miner, quarryman and related worker<br>Employer<br>Employee<br>Total   | 5,443<br>5,443              | 209<br>209                   | -<br>-                  | 722<br>722              | -<br>-                  | 1,149<br>1,149         | 6<br>6              | 3,287<br>3,287           | 4<br>4               | 86<br>86              | 4<br>4           | 86<br>86         | 4<br>4           | 86<br>86                        | Myn-, steengroef- en verwante werker<br>Werknemer<br>Werknemer<br>Totaal                     |   |

South African - Suid-Afrikaner

WHITES  
TABLE 18 - OCCUPATION BY AGE, WORK STATUS AND NATIONALITY

BLANKES  
TABLE 18 - BEROEP VOLGENS OUDERDOM, WERKSTATUS EN BURGERSKAP

BLANKES

| Major occupational groups and work status  | Total<br>Totaal           | Age groups - Ouderdomsgroep |                     |                      |                      |                         |                      |                           |                       |                     |                 |                 |                 | Hoofberoeps-groep en werkstatus   |
|--|---------------------------|-----------------------------|---------------------|----------------------|----------------------|-------------------------|----------------------|---------------------------|-----------------------|---------------------|-----------------|-----------------|-----------------|---|
|  |                           | -20                         |                     | 20-24                |                      | 25-34                   |                      | 35-64                     |                       | 65+                 |                 | ?               |                 |   |
|  |                           | M.                          | F.-V.               | M.                   | F.-V.                | M.                      | F.-V.                | M.                        | F.-V.                 | M.                  | F.-V.           |                 |                 |   |
| Worker in transport and communication<br>Employee<br>Total                             | 42<br>3,134<br>3,236      | 258<br>112<br>258           | 112<br>112          | 319<br>319           | 50<br>50             | 731<br>736              | 43<br>43             | 588<br>60                 | 33<br>1,564<br>1,617  | 2<br>37<br>37       | 2<br>2<br>2     | 2<br>2          | 2<br>2          | Werker in vervoer en kommunikasie<br>Werknemer<br>Totaal                  |
| Craftsman, production worker and labourer<br>Labourer<br>Employer<br>Employee<br>Total | 445<br>445                | 39<br>39<br>14<br>14        | 14<br>14            | 32<br>32             | 16<br>16             | 40<br>40                | 13<br>13             | 220<br>220                | 37<br>37              | 32<br>32            | 1<br>1          | 1<br>1          | 1<br>1          | Ambagsman, produksiewerker en arbeider<br>Arbeider<br>Werknemer<br>Totaal |
| Other<br>Employer<br>Employee<br>Total   | 372<br>17,620<br>17,992   | 1,629<br>130<br>1,629       | 130<br>130          | 2,869<br>2,877       | 125<br>125           | 4,644<br>4,723          | 178<br>178           | 7,259<br>7,312            | 544<br>561            | 234<br>249          | 4<br>4          | 4<br>4          | 4<br>4          | Ander<br>Werknemer<br>Totaal  |
| Service, sports and recreation worker<br>Employer<br>Employee<br>Total                 | 132<br>2,448<br>2,580     | 186<br>109<br>186           | 109<br>109          | 324<br>329           | 60<br>66             | 501<br>515              | 79<br>97             | 858<br>917                | 224<br>247            | 84<br>89            | 23<br>25        | 23<br>25        | 23<br>25        | Diens-, sport- en ontspannings-werker<br>Werknemer<br>Totaal              |
| Unemployed and unspecified<br>Employer<br>Employee<br>Total                            | 1<br>1,191<br>1,192       | 185<br>216<br>185           | 216<br>216          | 197<br>197           | 84<br>84             | 115<br>115              | 37<br>37             | 249<br>249                | 99<br>99              | 2<br>2              | 4<br>5          | 4<br>5          | 4<br>5          | Werkloos en ongespesifiseer<br>Werknemer<br>Totaal                        |
| Total economically active<br>Employer<br>Employee<br>Total                             | 3,031<br>53,186<br>56,217 | 13<br>3,372<br>3,385        | 3<br>2,496<br>2,499 | 58<br>6,375<br>6,433 | 12<br>2,688<br>2,697 | 431<br>10,288<br>10,719 | 45<br>2,885<br>2,730 | 1,315<br>19,354<br>21,269 | 303<br>5,048<br>5,351 | 219<br>787<br>1,006 | 31<br>83<br>116 | 31<br>83<br>116 | 31<br>83<br>116 | Totaal ekonomies bedrywig<br>Werknemer<br>Totaal                          |
| Not economically active<br>Total   | 95,473<br>151,690         | 30,623<br>34,008            | 30,847<br>33,346    | 141<br>6,574         | 3,350<br>6,047       | 10,769<br>10,769        | 10,251<br>10,251     | 21,946<br>21,946          | 16,394<br>21,745      | 3,927<br>2,928      | 4,043<br>4,043  | 6<br>16         | 15<br>17        | Nie-ekonomies bedrywig<br>Totaal  |

1/ Wholesale and retail trade only

1/ Slegs groot- en kleinhandel

WHITES  
TABLE 18 - OCCUPATION BY AGE, WORK STATUS AND NATIONALITY

BLANKES

BLANKES  
TABLE 18 - BEROEP VOLGENS OUDERDOM, WERKSTATUS EN BURGERSKAP

| Major occupational groups and work status  | Total<br>Totaal            | Age groups - Ouderdomsgroep |                      |                      |                    |                     |                  |                  |                  |                  |                  |                  |                  | Hoofberoeps-groep en werkstatus  |
|--|----------------------------|-----------------------------|----------------------|----------------------|--------------------|---------------------|------------------|------------------|------------------|------------------|------------------|------------------|------------------|--|
|  |                            | -20                         |                      | 20-24                |                    | 25-34               |                  | 35-64            |                  | 65+              |                  | ?                |                  |  |
|  |                            | M.                          | F.-V.                | M.                   | F.-V.              | M.                  | F.-V.            | M.               | F.-V.            | M.               | F.-V.            |                  |                  |  |
| Professional, technical and related worker<br>Employer<br>Employee<br>Total  | 10<br>577<br>587           | -<br>8<br>8                 | 10<br>10             | 36<br>37             | 13<br>13           | 162<br>162          | 30<br>31         | 239<br>244       | 5<br>69          | 3<br>4           | 9<br>9           | 9<br>9           | 9<br>9           | Professionele, tegniese en verwante werker<br>Werknemer<br>Totaal  |
| Administrative, executive and managerial worker<br>Public administrative official<br>Employer<br>Employee<br>Total | -<br>-<br>63<br>176<br>239 | -<br>-<br>1<br>6            | -<br>-<br>1<br>7     | -<br>-<br>12<br>38   | -<br>-<br>50<br>50 | -<br>-<br>41<br>122 | 2<br>4           | 16<br>163        | 5<br>7           | 1<br>12          | 1<br>1           | 1<br>1           | 1<br>1           | Administratiewe, uitvoerende en besturende werker<br>Openbare administratiewe beampte<br>Werknemer<br>Totaal |
| Clerical worker<br>Employer<br>Employee<br>Total   | 3<br>497<br>500            | 11<br>39<br>11              | 39<br>39             | 37<br>37             | 64<br>64           | 50<br>50            | 79<br>79         | 95<br>100        | 111<br>113       | 2<br>7           | -<br>-           | -<br>-           | -<br>-           | Klerklike werker<br>Werknemer<br>Totaal  |
| Sales worker<br>Working proprietor 1/<br>Employer<br>Employee<br>Total   | 136<br>136                 | 1<br>1                      | 1<br>1               | 3<br>3               | 1<br>1             | 40<br>40            | 1<br>1           | 78<br>78         | 3<br>3           | 9<br>9           | -<br>-           | -<br>-           | -<br>-           | Besturende werker<br>Werknemer<br>Totaal   |
| Other<br>Employer<br>Employee<br>Total   | 6<br>248<br>254            | 9<br>9                      | 9<br>9               | 1<br>1               | 6<br>6             | 16<br>17            | 1<br>1           | 60<br>62         | 45<br>46         | 3<br>3           | -<br>-           | -<br>-           | -<br>-           | Ander<br>Werknemer<br>Totaal   |
| Farmer, fisherman, lumberman and related worker<br>Farmer, farmworker, lumberman<br>Employer<br>Employee<br>Total  | 98<br>81<br>179            | 1<br>6<br>7                 | 4<br>12<br>16        | 21<br>23<br>44       | -<br>-<br>44       | 21<br>23            | 1<br>1           | 34<br>38         | 3<br>3           | 5<br>8           | 2<br>2           | 2<br>2           | 2<br>2           | Boer, visser, bosbou- en verwante werker<br>Boer, plaaswerker, bosbouwerker<br>Werknemer<br>Totaal           |
| Other<br>Employer<br>Employee<br>Total   | -<br>-<br>411<br>411       | -<br>-<br>118<br>118        | -<br>-<br>249<br>249 | -<br>-<br>249<br>249 | -<br>-<br>-<br>-   | -<br>-<br>-<br>-    | -<br>-<br>-<br>- | -<br>-<br>-<br>- | -<br>-<br>-<br>- | -<br>-<br>-<br>- | -<br>-<br>-<br>- | -<br>-<br>-<br>- | -<br>-<br>-<br>- | Ander<br>Werknemer<br>Totaal   |

Not South African - Nie-Suid-Afrikaner









WHITES  
TABLE 20 - LEVEL OF EDUCATION BY OCCUPATION, NATIONALITY AND BIRTHPLACE  
MALE

BLANKES  
TABLE 20 - ONDERWYSPEIL VOLGENS BEROEP, BURGERSKAP EN GEBORTEPLEK  
MANKLIK

| Level of education         | Major occupational groups                       |  |        | Major occupational groups                  |                 |              | Major occupational groups                       |   |   | Major occupational groups                       |                                     |                                       | Major occupational groups                 |   |   | Service sports and recreation worker | Unemployed and unclassified | Not economically active | Onderwyspeil |
|----------------------------|---|--|--------|--|-----------------|--------------|---|---|---|---|-------------------------------------|---------------------------------------|---|---|---|--------------------------------------|-----------------------------|-------------------------|--------------|
|                            | Administrative, executive and managerial worker | Administrative, managerial and related | Public | Professional, technical and related worker | Clerical worker | Sales worker | Farmer, fisherman, lumberman and related worker | Farmer, fisherman, lumberman and related worker | Farmer, fisherman, lumberman and related worker | Farmer, fisherman, lumberman and related worker | Miner, quarryman and related worker | Worker in transport and communication | Craftsman, production worker and labourer | Craftsman, production worker and labourer | Craftsman, production worker and labourer |                                      |                             |                         |              |
| School education only      | 5   | 10                                     | 23     | 2  | 10              | 6            | 23  | 14  | 2   | 66  | 2                                   | 66                                    | 2   | 10  | 10  | 21                                   | 1,108                       |                         |              |
| None                       |   | 2                                      | 2      |  | 3               | 7            |   |   |   | 3   |                                     | 11                                    |   | 3   |   | 16                                   | 13,270                      |                         |              |
| Up to std. 5               | 8   | 31                                     | 56     | 15   | 34              | 55           | 224   | 186   | 130   | 624   | 190                                 | 7,893                                 |   | 57  | 57  | 79                                   | 4,691                       |                         |              |
| Std. 6 and 7               | 142   | 310                                    | 963    | 103  | 383             | 167          | 1,472   | 1,972   | 14  | 7,893   | 14                                  | 4,522                                 |   | 588                                       | 588                                       | 427                                  | 4,693                       |                         |              |
| Std. 8                     | 263   | 300                                    | 1,972  | 88   | 398             | 80           | 1,136   | 407   |   | 4,522   |                                     | 576                                   |   | 177                                       | 177                                       | 10                                   | 1,220                       |                         |              |
| Std. 9                     | 96  | 110                                    | 1,552  | 30   | 105             | 20           | 224   | 51  |   | 576   |                                     | 3                                     |   | 54  | 54  | 12                                   | 665                         |                         |              |
| Std. 10                    | 452   | 303                                    | 1,659  | 63   | 263             | 55           | 444   | 176   | 3   | 544   | 3                                   | 544                                   |   |   |   | 34                                   | 3,375                       |                         |              |
| Degree only                |   |  |        |  |                 |              |   |   |   |   |                                     |                                       |   |   |   |                                      |                             |                         |              |
| Bachelor's                 |   |  |        |  |                 |              |   |   |   |   |                                     |                                       |   |   |   |                                      |                             |                         |              |
| Academic - Full course     | 146   | 20                                     | 26     |  | 6               | 1            |   | 9   | 3   | 5   |                                     | 5                                     |   | 3   | 3   | 1                                    | 8                           |                         |              |
| Part of course             | 30  | 8                                      | 25     |  | 4               |              |   | 2   | 3   | 7   |                                     | 7                                     |   | 4   | 4   |                                      | 19                          |                         |              |
| Professional - Full course | 366   | 33                                     | 40     | 5  | 9               | 3            |   | 10  | 10  | 5   |                                     | 5                                     |   | 1   | 1   |                                      | 6                           |                         |              |
| Part of course             | 23  | 9                                      | 31     | 3  | 3               |              |   | 1   | 4   | 4   |                                     | 4                                     |   | 1   | 1   |                                      | 32                          |                         |              |
| Master's                   |   |  |        |  |                 |              |   |   |   |   |                                     |                                       |   |   |   |                                      |                             |                         |              |
| Academic - Full course     | 25  | 4                                      | 1      |  |                 |              |   | 2   |   |   |                                     |                                       |   |   |   |                                      |                             |                         |              |
| Part of course             | 19  | 1                                      | 2      |  |                 |              |   |   |   |   |                                     |                                       |   |   |   |                                      |                             |                         |              |
| Professional - Full course | 18  | 2                                      | 1      |  |                 |              |   |   |   |   |                                     |                                       |   |   |   |                                      |                             |                         |              |
| Part of course             | 4   |  |        |  |                 |              |   |   |   |   |                                     |                                       |   |   |   |                                      |                             |                         |              |
| Doctor's                   |   |  |        |  |                 |              |   |   |   |   |                                     |                                       |   |   |   |                                      |                             |                         |              |
| Academic - Professional    | 13  | 9                                      | 1      |  |                 |              |   | 2   |   |   |                                     |                                       |   |   |   |                                      |                             |                         |              |
| With std. 10               | 14  | 1                                      |        |  |                 |              |   |   |   |   |                                     |                                       |   |   |   |                                      |                             |                         |              |
| Diploma only               |   |  |        |  |                 |              |   |   |   |   |                                     |                                       |   |   |   |                                      |                             |                         |              |
| Academic - Full course     | 929   | 153                                    | 329    | 9  | 61              | 15           |   | 159   | 24  | 636   | 2                                   | 636                                   |   | 22  | 22  | 5                                    | 30                          |                         |              |
| Part of course             | 29  | 3                                      | 55     |  | 3               |              |   | 1   | 1   | 6   |                                     | 6                                     |   |   |   |                                      | 9                           |                         |              |
| With std. 9 or lower       |   |  |        |  |                 |              |   |   |   |   |                                     |                                       |   |   |   |                                      |                             |                         |              |
| Full or part of course     | 209   | 63                                     | 160    | 8  | 41              | 11           |   | 207   | 32  | 1,130   | 5                                   | 1,130                                 |   | 54  | 54  | 6                                    | 16                          |                         |              |
| Diploma and Degree only    |   |  |        |  |                 |              |   |   |   |   |                                     |                                       |   |   |   |                                      |                             |                         |              |
| Bachelor's                 | 311   | 10                                     | 30     | 1  | 3               | 1            |   |   |   |   |                                     |                                       |   | 1   | 1   | 1                                    | 6                           |                         |              |
| Master's                   | 27  |  | 1      |  |                 |              |   |   |   |   |                                     |                                       |   |   |   |                                      |                             |                         |              |
| Doctor's                   | 8   |  |        |  |                 |              |   |   |   |   |                                     |                                       |   |   |   |                                      |                             |                         |              |
| Total                      | 3,134   | 1,375                                  | 5,929  | 327  | 1,326           | 421          | 1   | 5,160   | 2,889   | 357   | 16,038                              | 357                                   | 16,038                                    | 1,963                                     | 692                                       | 32,491                               |                             |                         |              |

South African born in S.A. - Suid-Afrikaner gebore in S.A.

WHITES  
TABLE 20 - LEVEL OF EDUCATION BY OCCUPATION, NATIONALITY AND BIRTHPLACE  
MALE

BLANKES  
TABLE 20 - ONDERWYSPEIL VOLGENS BEROEP, BURGERSKAP EN GEBORTEPLEK  
MANKLIK

| Level of education         | Major occupational groups                       |  |        | Major occupational groups                  |                 |              | Major occupational groups                       |   |   | Major occupational groups                       |                                     |                                       | Major occupational groups                 |   |   | Service sports and recreation worker | Unemployed and unclassified | Not economically active | Onderwyspeil |
|----------------------------|---|--|--------|--|-----------------|--------------|---|---|---|---|-------------------------------------|---------------------------------------|---|---|---|--------------------------------------|-----------------------------|-------------------------|--------------|
|                            | Administrative, executive and managerial worker | Administrative, managerial and related | Public | Professional, technical and related worker | Clerical worker | Sales worker | Farmer, fisherman, lumberman and related worker | Farmer, fisherman, lumberman and related worker | Farmer, fisherman, lumberman and related worker | Farmer, fisherman, lumberman and related worker | Miner, quarryman and related worker | Worker in transport and communication | Craftsman, production worker and labourer | Craftsman, production worker and labourer | Craftsman, production worker and labourer |                                      |                             |                         |              |
| School education only      | 16  | 24                                     | 18     | 49   | 12              | 8            |   |   |   | 7   | 1                                   | 44                                    | 4   | 4   | 1   | 64                                   |                             |                         |              |
| None                       |   | 2                                      | 1      | 8  | 2               | 5            |   |   |   | 3   | 1                                   | 4                                     | 2   | 4   | 1   | 126                                  |                             |                         |              |
| Up to std. 5               | 1   | 9                                      | 4      | 40   | 9               | 12           |   |   |   | 16  | 4                                   | 4                                     | 2   | 3   | 3   | 162                                  |                             |                         |              |
| Std. 6 and 7               | 13  | 58                                     | 58     | 116  | 35              | 18           |   |   |   | 97  | 47                                  | 30                                    | 3   | 6   | 6   | 278                                  |                             |                         |              |
| Std. 8                     | 24  | 84                                     | 85     | 73   | 29              | 12           |   |   |   | 68  | 14                                  | 1                                     | 18  | 29  | 29  | 110                                  |                             |                         |              |
| Std. 9                     | 11  | 20                                     | 28     | 15   | 14              | 3            |   |   |   | 13  | 3                                   |                                       | 3   | 3   | 3   | 34                                   |                             |                         |              |
| Std. 10                    | 71  | 88                                     | 92     | 46   | 40              | 9            |   |   |   | 34  | 7                                   |                                       | 8   | 4   | 4   | 117                                  |                             |                         |              |
| Degree only                |   |  |        |  |                 |              |   |   |   |   |                                     |                                       |   |   |   |                                      |                             |                         |              |
| Bachelor's                 |   |  |        |  |                 |              |   |   |   |   |                                     |                                       |   |   |   |                                      |                             |                         |              |
| Academic - Full course     | 14  | 3                                      | 1      |  |                 |              |   |   |   | 1   |                                     |                                       |   |   |   | 2                                    |                             |                         |              |
| Part of course             | 2   | 1                                      | 2      |  |                 |              |   |   |   |   |                                     |                                       |   |   |   |                                      |                             |                         |              |
| Professional - Full course | 76  | 10                                     | 4      | 3  |                 |              |   |   |   | 1   |                                     |                                       |   |   |   |                                      |                             |                         |              |
| Part of course             | 2   | 2                                      | 1      |  |                 |              |   |   |   |   |                                     |                                       |   |   |   |                                      |                             |                         |              |
| Doctor's                   |   |  |        |  |                 |              |   |   |   |   |                                     |                                       |   |   |   |                                      |                             |                         |              |
| Academic - Professional    | 3   |  |        |  |                 |              |   |   |   |   |                                     |                                       |   |   |   |                                      |                             |                         |              |
| With std. 10               | 4   |  |        |  |                 |              |   |   |   |   |                                     |                                       |   |   |   |                                      |                             |                         |              |
| Diploma only               |   |  |        |  |                 |              |   |   |   |   |                                     |                                       |   |   |   |                                      |                             |                         |              |
| Academic - Full course     | 323   | 40                                     | 36     | 4  | 13              | 1            |   | 15  | 1   |   |                                     | 60                                    | 2   |   |   | 15                                   |                             |                         |              |
| Part of course             | 10  |  | 3      |  | 2               |              |   |   |   |   |                                     | 2                                     |   |   |   | 2                                    |                             |                         |              |
| With std. 9 or lower       |   |  |        |  |                 |              |   |   |   |   |                                     |                                       |   |   |   |                                      |                             |                         |              |
| Full or part of course     | 181   | 10                                     | 28     | 3  | 4               |              |   | 16  | 3   |   |                                     | 62                                    | 3   |   |   | 14                                   |                             |                         |              |
| Diploma and Degree only    |   |  |        |  |                 |              |   |   |   |   |                                     |                                       |   |   |   |                                      |                             |                         |              |
| Bachelor's                 | 30  |  | 1      |  | 1               |              |   |   |   |   |                                     | 2                                     |   |   |   | 1                                    |                             |                         |              |
| Master's                   | 3   |  |        |  |                 |              |   |   |   |   |                                     |                                       |   |   |   |                                      |                             |                         |              |
| Doctor's                   | 2   |  |        |  |                 |              |   |   |   |   |                                     |                                       |   |   |   |                                      |                             |                         |              |
| Total                      | 4,079   | 353                                    | 364    | 357  | 161             | 69           |   | 273   | 80  | 8   | 956                                 | 72                                    | 14  | 928                                       | 32,491                                    |                                      |                             |                         |              |

South African not born in S.A. - Suid-Afrikaner nie in S.A. gebore

WHITES  
TABLE 20 - LEVEL OF EDUCATION BY OCCUPATION, NATIONALITY AND BIRTHPLACE  
BLANKES  
TABEL 20 - ONDERWYSPPEIL VOLGENS BEROEP, BURGENSKAP EN GEBORTEPLEK

| Level of education         | MALE  |                 |              |   |                                     |                                       |                                |                                      |                             |                         |              |    |    |       |       |  |
|----------------------------|---|-----------------|--------------|---|-------------------------------------|---------------------------------------|--------------------------------|--------------------------------------|-----------------------------|-------------------------|--------------|----|----|-------|-------|--|
|                            | Major occupational groups                       |                 |              |   |                                     | Hoofberoepsgroepe                     |                                |                                      | Vreemde burgerskap          |                         |              |    |    |       |       |  |
|                            | Administrative, executive and managerial worker | Clerical worker | Sales worker | Farmer, fisherman, lumberman and related worker | Miner, quarryman and related worker | Worker in transport and communication | Craftsman, production labourer | Service sports and recreation worker | Unemployed and unclassified | Not economically active | Onderwyspeil |    |    |       |       |  |
| School education only      |   |                 |              |   |                                     |                                       |                                |                                      |                             |                         |              |    |    |       |       |  |
| None                       |   |                 |              |   |                                     |                                       |                                |                                      |                             |                         |              |    |    |       |       |  |
| Up to std. 5               |   |                 |              |   |                                     |                                       |                                |                                      |                             |                         |              |    |    |       |       |  |
| Std. 6 and 7               |   |                 |              |   |                                     |                                       |                                |                                      |                             |                         |              |    |    |       |       |  |
| Std. 8                     |   |                 |              |   |                                     |                                       |                                |                                      |                             |                         |              |    |    |       |       |  |
| Std. 9                     |   |                 |              |   |                                     |                                       |                                |                                      |                             |                         |              |    |    |       |       |  |
| Std. 10                    |   |                 |              |   |                                     |                                       |                                |                                      |                             |                         |              |    |    |       |       |  |
| Degree only                |   |                 |              |   |                                     |                                       |                                |                                      |                             |                         |              |    |    |       |       |  |
| Bachelor's                 |   |                 |              |   |                                     |                                       |                                |                                      |                             |                         |              |    |    |       |       |  |
| Academic - Full course     |   |                 |              |   |                                     |                                       |                                |                                      |                             |                         |              |    |    |       |       |  |
| Part of course             |   |                 |              |   |                                     |                                       |                                |                                      |                             |                         |              |    |    |       |       |  |
| Professional - Full course |   |                 |              |   |                                     |                                       |                                |                                      |                             |                         |              |    |    |       |       |  |
| Part of course             |   |                 |              |   |                                     |                                       |                                |                                      |                             |                         |              |    |    |       |       |  |
| Master's                   |   |                 |              |   |                                     |                                       |                                |                                      |                             |                         |              |    |    |       |       |  |
| Academic - Full course     |   |                 |              |   |                                     |                                       |                                |                                      |                             |                         |              |    |    |       |       |  |
| Part of course             |   |                 |              |   |                                     |                                       |                                |                                      |                             |                         |              |    |    |       |       |  |
| Professional - Full course |   |                 |              |   |                                     |                                       |                                |                                      |                             |                         |              |    |    |       |       |  |
| Part of course             |   |                 |              |   |                                     |                                       |                                |                                      |                             |                         |              |    |    |       |       |  |
| Doctor's                   |   |                 |              |   |                                     |                                       |                                |                                      |                             |                         |              |    |    |       |       |  |
| Academic                   |   |                 |              |   |                                     |                                       |                                |                                      |                             |                         |              |    |    |       |       |  |
| Professional               |   |                 |              |   |                                     |                                       |                                |                                      |                             |                         |              |    |    |       |       |  |
| Diploma only               |   |                 |              |   |                                     |                                       |                                |                                      |                             |                         |              |    |    |       |       |  |
| With std. 10               |   |                 |              |   |                                     |                                       |                                |                                      |                             |                         |              |    |    |       |       |  |
| Full course                |   |                 |              |   |                                     |                                       |                                |                                      |                             |                         |              |    |    |       |       |  |
| Part of course             |   |                 |              |   |                                     |                                       |                                |                                      |                             |                         |              |    |    |       |       |  |
| With std. 9 or lower       |   |                 |              |   |                                     |                                       |                                |                                      |                             |                         |              |    |    |       |       |  |
| Full or part of course     |   |                 |              |   |                                     |                                       |                                |                                      |                             |                         |              |    |    |       |       |  |
| Degree and diploma         |   |                 |              |   |                                     |                                       |                                |                                      |                             |                         |              |    |    |       |       |  |
| Bachelor's                 |   |                 |              |   |                                     |                                       |                                |                                      |                             |                         |              |    |    |       |       |  |
| Master's                   |   |                 |              |   |                                     |                                       |                                |                                      |                             |                         |              |    |    |       |       |  |
| Doctor's                   |   |                 |              |   |                                     |                                       |                                |                                      |                             |                         |              |    |    |       |       |  |
| Total                      | 4,104   | 455             | 221          | 205   | 131                                 | 172                                   | 172                            | 410                                  | 31                          | 2                       | 1,203        | 42 | 22 | 1,038 | Total |  |

WHITES  
TABLE 20 - LEVEL OF EDUCATION BY OCCUPATION, NATIONALITY AND BIRTHPLACE  
BLANKES  
TABEL 20 - ONDERWYSPPEIL VOLGENS BEROEP, BURGENSKAP EN GEBORTEPLEK

| Level of education         | FEMALE  |                 |              |   |                                     |                                       |                                |                                      |                             |                         |              |     |     |        |       |  |
|----------------------------|---|-----------------|--------------|---|-------------------------------------|---------------------------------------|--------------------------------|--------------------------------------|-----------------------------|-------------------------|--------------|-----|-----|--------|-------|--|
|                            | Major occupational groups                       |                 |              |   |                                     | Hoofberoepsgroepe                     |                                |                                      | Vreemde burgerskap          |                         |              |     |     |        |       |  |
|                            | Administrative, executive and managerial worker | Clerical worker | Sales worker | Farmer, fisherman, lumberman and related worker | Miner, quarryman and related worker | Worker in transport and communication | Craftsman, production labourer | Service sports and recreation worker | Unemployed and unclassified | Not economically active | Onderwyspeil |     |     |        |       |  |
| School education only      |   |                 |              |   |                                     |                                       |                                |                                      |                             |                         |              |     |     |        |       |  |
| None                       |   |                 |              |   |                                     |                                       |                                |                                      |                             |                         |              |     |     |        |       |  |
| Up to std. 5               |   |                 |              |   |                                     |                                       |                                |                                      |                             |                         |              |     |     |        |       |  |
| Std. 6 and 7               |   |                 |              |   |                                     |                                       |                                |                                      |                             |                         |              |     |     |        |       |  |
| Std. 8                     |   |                 |              |   |                                     |                                       |                                |                                      |                             |                         |              |     |     |        |       |  |
| Std. 9                     |   |                 |              |   |                                     |                                       |                                |                                      |                             |                         |              |     |     |        |       |  |
| Std. 10                    |   |                 |              |   |                                     |                                       |                                |                                      |                             |                         |              |     |     |        |       |  |
| Degree only                |   |                 |              |   |                                     |                                       |                                |                                      |                             |                         |              |     |     |        |       |  |
| Bachelor's                 |   |                 |              |   |                                     |                                       |                                |                                      |                             |                         |              |     |     |        |       |  |
| Academic - Full course     |   |                 |              |   |                                     |                                       |                                |                                      |                             |                         |              |     |     |        |       |  |
| Part of course             |   |                 |              |   |                                     |                                       |                                |                                      |                             |                         |              |     |     |        |       |  |
| Professional - Full course |   |                 |              |   |                                     |                                       |                                |                                      |                             |                         |              |     |     |        |       |  |
| Part of course             |   |                 |              |   |                                     |                                       |                                |                                      |                             |                         |              |     |     |        |       |  |
| Doctor's                   |   |                 |              |   |                                     |                                       |                                |                                      |                             |                         |              |     |     |        |       |  |
| Academic                   |   |                 |              |   |                                     |                                       |                                |                                      |                             |                         |              |     |     |        |       |  |
| Professional               |   |                 |              |   |                                     |                                       |                                |                                      |                             |                         |              |     |     |        |       |  |
| Diploma only               |   |                 |              |   |                                     |                                       |                                |                                      |                             |                         |              |     |     |        |       |  |
| With std. 10               |   |                 |              |   |                                     |                                       |                                |                                      |                             |                         |              |     |     |        |       |  |
| Full course                |   |                 |              |   |                                     |                                       |                                |                                      |                             |                         |              |     |     |        |       |  |
| Part of course             |   |                 |              |   |                                     |                                       |                                |                                      |                             |                         |              |     |     |        |       |  |
| With std. 9 or lower       |   |                 |              |   |                                     |                                       |                                |                                      |                             |                         |              |     |     |        |       |  |
| Full or part of course     |   |                 |              |   |                                     |                                       |                                |                                      |                             |                         |              |     |     |        |       |  |
| Degree and diploma         |   |                 |              |   |                                     |                                       |                                |                                      |                             |                         |              |     |     |        |       |  |
| Bachelor's                 |   |                 |              |   |                                     |                                       |                                |                                      |                             |                         |              |     |     |        |       |  |
| Master's                   |   |                 |              |   |                                     |                                       |                                |                                      |                             |                         |              |     |     |        |       |  |
| Doctor's                   |   |                 |              |   |                                     |                                       |                                |                                      |                             |                         |              |     |     |        |       |  |
| Total                      | 79,708  | 2,154           | 3            | 224   | 7,476                               | 123                                   | 1,567                          | 38                                   | 11                          | 91                      | 1,056        | 587 | 443 | 64,654 | Total |  |



TABLE 20 - LEVEL OF EDUCATION BY OCCUPATION, NATIONALITY AND BIRTHPLACE  
FEMALE

TABLE 20 - ONDERWYSPPEIL VOLGENS BEROEP, BURGERSKAP EN GEBORTEPLEK  
VROUWK

| Level of education         | Major occupational groups                 |   |                 |              |   |   |                                    |   |                                      |                             | Foreign Nationality     |  | Totals | Slegs skoolonderwys<br>? |
|----------------------------|---|---|-----------------|--------------|---|---|------------------------------------|---|--------------------------------------|-----------------------------|-------------------------|--|--------|--------------------------|
|                            | Professional and technical related worker | Administrative, executive and managerial worker | Clerical worker | Sales worker | Farmer, fisherman, lumberman and related worker | Worker in quarry, mine and related work | Transport and communication worker | Craftsman, production worker and labourer | Service sports and recreation worker | Unemployed and unclassified | Not economically active |  |        |                          |
| Total                      | 850                                       | 6   | 33              | 10           | 2   | 1                                       | 1                                  | 7   | 3                                    | 2                           | 286                     |  |        |                          |
| School education only      | 337                                       | 2   | 2               | 10           | 2   | 1                                       | 1                                  | 7   | 3                                    | 2                           | 286                     |  |        |                          |
| None                       | 337                                       | -   | 2               | -            | -   | -                                       | -                                  | -   | -                                    | -                           | 332                     |  |        |                          |
| Up to std. 5               | 451                                       | 2   | 2               | 3            | -   | -                                       | -                                  | -   | -                                    | -                           | 436                     |  |        |                          |
| Std. 6 and 7               | 575                                       | 1   | 24              | 21           | 1   | 1                                       | 3                                  | 10  | 12                                   | 4                           | 438                     |  |        |                          |
| Std. 8                     | 607                                       | 2   | 84              | 24           | 2   | 2                                       | 18                                 | 18  | 13                                   | 5                           | 438                     |  |        |                          |
| Std. 9                     | 136                                       | 4   | 24              | 6            | -   | -                                       | 1                                  | 1   | 3                                    | 3                           | 96                      |  |        |                          |
| Std. 10                    | 558                                       | 1   | 100             | 17           | -   | -                                       | 2                                  | 6   | 6                                    | 2                           | 402                     |  |        |                          |
| Degree only                |   |   |                 |              |   |   |                                    |   |                                      |                             |                         |  |        |                          |
| Bachelor's                 |   |   |                 |              |   |   |                                    |   |                                      |                             |                         |  |        |                          |
| Academic - Full course     | 11  | 3   | 3               | 1            | -   | -                                       | -                                  | -   | -                                    | -                           | 4                       |  |        |                          |
| Part of course             | 4   | -   | -               | -            | -   | -                                       | -                                  | -   | -                                    | -                           | 3                       |  |        |                          |
| Professional - Full course | 6   | 1   | -               | -            | -   | -                                       | -                                  | -   | -                                    | -                           | 4                       |  |        |                          |
| Part of course             | -   | -   | -               | -            | -   | -                                       | -                                  | -   | -                                    | -                           | -                       |  |        |                          |
| Master's                   | -   | -   | -               | -            | -   | -                                       | -                                  | -   | -                                    | -                           | -                       |  |        |                          |
| Academic - Full course     | 1   | 1   | -               | -            | -   | -                                       | -                                  | -   | -                                    | -                           | -                       |  |        |                          |
| Part of course             | 2   | 1   | -               | -            | -   | -                                       | -                                  | -   | -                                    | -                           | -                       |  |        |                          |
| Professional - Full course | 1   | -   | -               | -            | -   | -                                       | -                                  | -   | -                                    | -                           | -                       |  |        |                          |
| Part of course             | -   | -   | -               | -            | -   | -                                       | -                                  | -   | -                                    | -                           | -                       |  |        |                          |
| Doctor's                   | 2   | 2   | -               | -            | -   | -                                       | -                                  | -   | -                                    | -                           | -                       |  |        |                          |
| Academic - Full course     | -   | -   | -               | -            | -   | -                                       | -                                  | -   | -                                    | -                           | -                       |  |        |                          |
| Part of course             | -   | -   | -               | -            | -   | -                                       | -                                  | -   | -                                    | -                           | -                       |  |        |                          |
| Professional - Full course | 147                                       | 42  | 14              | 1            | -   | -                                       | -                                  | 1   | 3                                    | -                           | 84                      |  |        |                          |
| Part of course             | 6   | 1   | 1               | 1            | -   | -                                       | -                                  | -   | -                                    | -                           | 3                       |  |        |                          |
| With std. 9 or lower       | -   | -   | -               | -            | -   | -                                       | -                                  | -   | -                                    | -                           | -                       |  |        |                          |
| Full or part of course     | 68  | 14  | 10              | 1            | -   | -                                       | -                                  | 8   | -                                    | -                           | 34                      |  |        |                          |
| Diploma and degree only    |   |   |                 |              |   |   |                                    |   |                                      |                             |                         |  |        |                          |
| Bachelor's                 | 11  | 6   | -               | -            | -   | -                                       | -                                  | 3   | 1                                    | -                           | 1                       |  |        |                          |
| Master's                   | 7   | -   | -               | -            | -   | -                                       | -                                  | 4   | 3                                    | -                           | -                       |  |        |                          |
| Doctor's                   | -   | -   | -               | -            | -   | -                                       | -                                  | -   | -                                    | -                           | -                       |  |        |                          |
| Total                      | 3,281                                     | 132   | 295             | 84           | 5   | 1                                       | 8                                  | 10  | 43                                   | 22                          | 2,600                   |  |        |                          |

TABLE 21 - LEVEL OF EDUCATION BY INDUSTRY, NATIONALITY AND BIRTHPLACE  
MALE

TABLE 21 - ONDERWYSPPEIL VOLGENS NYWESHEID, BURGERSKAP EN GEBORTEPLEK  
MANLIK

| Level of education                            | Industry divisions |        |                 |                |               |                              |              |       |           | Commerce - Handel |                               | Nywesheidsafdelings       |                               |                                      |                               | Totals | Slegs skoolonderwys<br>? |
|---|--------------------|--------|-----------------|----------------|---------------|------------------------------|--------------|-------|-----------|-------------------|-------------------------------|---------------------------|-------------------------------|--------------------------------------|-------------------------------|--------|--------------------------|
|   | Agri- culture      | Mining | Manu- facturing | Con- struction | Elec- tricity | Whole- sale and retail trade | Motor- trade | Other | Transport | Services          | Unem- ployed and unclassified | Not eco- nomically active | Unem- ployed and unclassified | Service sports and recreation worker | Unem- ployed and unclassified |        |                          |
| Total   | 1,972              | 31     | 103             | 261            | 52            | 118                          | 11           | 10    | 29        | 54                | 44                            | 1,254                     | 44                            | 29                                   | 54                            |        |                          |
| School education only                         | 13,855             | 30     | 400             | 474            | 252           | 159                          | 12           | 19    | 248       | 110               | 145                           | 13,722                    | 17                            | 11                                   | 6                             |        |                          |
| None  | 10,980             | 123    | 4,609           | 3,107          | 1,503         | 867                          | 397          | 93    | 2,285     | 1,469             | 861                           | 9,104                     | 145                           | 110                                  | 6                             |        |                          |
| Up to std. 5                                  | 22,003             | 203    | 2,868           | 3,585          | 1,977         | 1,077                        | 358          | 228   | 1,403     | 1,057             | 264                           | 4,499                     | 145                           | 110                                  | 6                             |        |                          |
| Std. 6 and 7                                  | 12,539             | 84     | 2,868           | 3,585          | 1,977         | 1,077                        | 358          | 228   | 1,403     | 1,057             | 264                           | 1,376                     | 861                           | 285                                  | 8                             |        |                          |
| Std. 8  | 2,888              | 21     | 55              | 52             | 35            | 198                          | 66           | 108   | 267       | 1,259             | 36                            | 1,732                     | 36                            | 108                                  | 9                             |        |                          |
| Std. 9  | 8,807              | 72     | 1,117           | 1,348          | 155           | 540                          | 115          | 378   | 465       | 898               | 90                            | 3,598                     | 90                            | 378                                  | 10                            |        |                          |
| Degree only                                   |                    |        |                 |                |               |                              |              |       |           |                   |                               |                           |                               |                                      |                               |        |                          |
| Bachelor's                                    |                    |        |                 |                |               |                              |              |       |           |                   |                               |                           |                               |                                      |                               |        |                          |
| Academic - Full course                        | 284                | 3      | 30              | 97             | 3             | 10                           | -            | 7     | 7         | 112               | 3                             | 10                        | 3                             | 1                                    |                               |        |                          |
| Part of course                                | 115                | 9      | 33              | 33             | 1             | 9                            | 1            | 4     | 8         | 31                | 19                            | 19                        | 19                            | 8                                    |                               |        |                          |
| Professional - Full course                    | 689                | 9      | 91              | 173            | 21            | 30                           | 8            | 13    | 14        | 280               | 8                             | 8                         | 8                             | 37                                   |                               |        |                          |
| Part of course                                | 131                | -      | 14              | 21             | 3             | 8                            | 3            | 7     | 10        | 28                | -                             | -                         | -                             | 37                                   |                               |        |                          |
| Master's                                      |                    |        |                 |                |               |                              |              |       |           |                   |                               |                           |                               |                                      |                               |        |                          |
| Academic - Full course                        | 42                 | 6      | 6               | 22             | -             | -                            | -            | 1     | -         | 12                | 1                             | 1                         | 1                             | 3                                    |                               |        |                          |
| Part of course                                | 35                 | 7      | 7               | 12             | -             | -                            | -            | 2     | 1         | 9                 | 3                             | 3                         | 3                             | 3                                    |                               |        |                          |
| Professional - Full course                    | 28                 | -      | -               | -              | -             | -                            | -            | 1     | -         | 16                | -                             | -                         | 1                             | 1                                    |                               |        |                          |
| Part of course                                | 5                  | -      | -               | -              | -             | -                            | -            | -     | -         | 3                 | -                             | -                         | -                             | -                                    |                               |        |                          |
| Doctor's                                      | 21                 | -      | 4               | 11             | -             | -                            | -            | -     | -         | 6                 | -                             | -                         | -                             | -                                    |                               |        |                          |
| Academic - Full course                        | 23                 | -      | 2               | 3              | -             | -                            | -            | -     | -         | 17                | -                             | -                         | -                             | -                                    |                               |        |                          |
| Part of course                                | 3,056              | 18     | 555             | 1,027          | 152           | 34                           | 51           | 111   | 124       | 719               | 28                            | 45                        | 28                            | 45                                   |                               |        |                          |
| Professional - Full course                    | 123                | -      | 12              | 39             | 3             | 1                            | 2            | 9     | 2         | 37                | 1                             | 10                        | 1                             | 10                                   |                               |        |                          |
| Part of course                                | 2,296              | 12     | 667             | 886            | 145           | 34                           | 47           | 40    | 133       | 192               | 27                            | 32                        | 27                            | 32                                   |                               |        |                          |
| With std. 10 - Full course                    | 416                | 1      | 18              | 53             | 5             | 2                            | 1            | 8     | 4         | 302               | 3                             | 7                         | 3                             | 7                                    |                               |        |                          |
| Part of course                                | 36                 | -      | -               | 6              | -             | -                            | -            | 1     | -         | 28                | -                             | -                         | -                             | -                                    |                               |        |                          |
| With std. 9 or lower - Full or part of course | 18                 | -      | -               | 4              | -             | -                            | -            | -     | -         | 10                | -                             | -                         | -                             | -                                    |                               |        |                          |
| Diploma and degree only                       |                    |        |                 |                |               |                              |              |       |           |                   |                               |                           |                               |                                      |                               |        |                          |
| Bachelor's                                    |                    |        |                 |                |               |                              |              |       |           |                   |                               |                           |                               |                                      |                               |        |                          |
| Master's                                      |                    |        |                 |                |               |                              |              |       |           |                   |                               |                           |                               |                                      |                               |        |                          |
| Doctor's                                      |                    |        |                 |                |               |                              |              |       |           |                   |                               |                           |                               |                                      |                               |        |                          |
| Total   | 80,302             | 607    | 11,020          | 13,641         | 2,939         | 403                          | 3,015        | 1,073 | 4,921     | 5,655             | 1,530                         | 34,457                    | 44                            | 29                                   | 54                            |        |                          |



TABLE 21 - LEVEL OF EDUCATION BY INDUSTRY, NATIONALITY AND BIRTHPLACE  
 MALE

 TABLE 21 - ONDERWYSPLEI VOLGENS NYWERHEID, BURGERSKAP EN GEBORTEPLEK  
 MANNLIK

| Level of education<br>Totaaal            | Industry divisions - Nywerheidsafdelings |                   |                                |                               |                                |   |                            |                |                        |                        | Not economically active<br>Unemployed<br>Workers on special furlough |       |   |   |   |   |   |   |   |   |   |   |   |
|--|--|-------------------|--------------------------------|-------------------------------|--------------------------------|---|----------------------------|----------------|------------------------|------------------------|--|-------|---|---|---|---|---|---|---|---|---|---|---|
|  | Agri- culture<br>Landbou                 | Mining<br>Mynwese | Manu- facturing<br>Fabriekwese | Con- struction<br>Konstruksie | Elec- tricity<br>Elektrisiteit | Commerce - Handel                               |                            |                | Trans- port<br>Vervoer | Ser- vices<br>Diensite |  |       |   |   |   |   |   |   |   |   |   |   |   |
|  |  |                   |                                |                               |                                | Whole- sale and retail<br>Groot- en kleinhandel | Motor trade<br>Motorhandel | Other<br>Ander |                        |                        |  |       |   |   |   |   |   |   |   |   |   |   |   |
| 432                                      | 19                                       | 38                | 177                            | 31                            | 1                              | 34  | 1                          | 3              | 9                      | 18                     | 10   | 82    |   |   |   |   |   |   |   |   |   |   |   |
| 369                                      | 20                                       | 3                 | 7                              | 7                             | 1                              | 12  | 1                          | 3              | 1                      | 6                      | 5  | 326   |   |   |   |   |   |   |   |   |   |   |   |
| 524                                      | 68                                       | 50                | 23                             | 7                             | 1                              | 46  | 1                          | 1              | 1                      | 6                      | 14   | 311   |   |   |   |   |   |   |   |   |   |   |   |
| 613                                      | 39                                       | 108               | 155                            | 40                            | 3                              | 74  | 4                          | 1              | 7                      | 41                     | 15   | 128   |   |   |   |   |   |   |   |   |   |   |   |
| 648                                      | 7  | 145               | 298                            | 35                            | 1                              | 44  | 14                         | 5              | 9                      | 29                     | 15   | 46    |   |   |   |   |   |   |   |   |   |   |   |
| 167                                      | -  | 34                | 52                             | 8                             | 1                              | 11  | 3                          | 7              | 2                      | 15                     | 2  | 33    |   |   |   |   |   |   |   |   |   |   |   |
| 551                                      | 8  | 93                | 263                            | 31                            | 3                              | 65  | 12                         | 11             | 5                      | 41                     | 13   | 106   |   |   |   |   |   |   |   |   |   |   |   |
|  |  |                   |                                |                               |                                |   |                            |                |                        |                        |  |       |   |   |   |   |   |   |   |   |   |   |   |
| Foreign nationality - Vreemde burgerskap |  |                   |                                |                               |                                |   |                            |                |                        |                        |  |       |   |   |   |   |   |   |   |   |   |   |   |
| 33                                       | 2  | 4                 | 19                             | 1                             | -                              | 1   | -                          | -              | -                      | 6                      | -  | -     | - | 2 | - | - | - | - | 2 | - | - | - | - |
| 7  | -  | -                 | 6                              | -                             | -                              | 1   | -                          | -              | -                      | -                      | -  | -     | - | - | - | - | - | - | 2 | - | - | - | - |
| 75                                       | 2  | 8                 | 51                             | 2                             | 1                              | 2   | 2                          | 1              | -                      | 4                      | -  | -     | - | 4 | - | - | - | - | 2 | - | - | - | - |
| 8  | -  | 1                 | 3                              | -                             | -                              | -   | -                          | -              | -                      | -                      | -  | -     | - | 1 | - | - | - | - | 2 | - | - | - | - |
| 7  | -  | -                 | 3                              | -                             | -                              | -   | -                          | -              | -                      | -                      | -  | -     | - | - | - | - | - | - | - | - | - | - | - |
| 6  | -  | 2                 | 2                              | -                             | -                              | -   | -                          | -              | -                      | -                      | -  | -     | - | - | - | - | - | - | - | - | - | - | - |
| 4  | -  | -                 | 4                              | -                             | -                              | -   | -                          | -              | -                      | -                      | -  | -     | - | - | - | - | - | - | - | - | - | - | - |
| -  | -  | -                 | -                              | -                             | -                              | -   | -                          | -              | -                      | -                      | -  | -     | - | - | - | - | - | - | - | - | - | - | - |
| 8  | -  | 3                 | 3                              | -                             | -                              | -   | -                          | -              | -                      | -                      | -  | -     | - | - | - | - | - | - | - | - | - | - | - |
| 5  | -  | 1                 | 1                              | -                             | -                              | -   | -                          | -              | -                      | -                      | -  | -     | - | - | - | - | - | - | - | - | - | - | - |
| 355                                      | 3  | 45                | 206                            | 24                            | 6                              | 22  | 3                          | 7              | 3                      | 33                     | 3  | -     | - | - | - | - | - | - | - | - | - | - | - |
| 6  | -  | 1                 | 5                              | -                             | -                              | -   | -                          | -              | -                      | -                      | -  | -     | - | - | - | - | - | - | - | - | - | - | - |
| 173                                      | 1  | 29                | 99                             | 17                            | 2                              | 10  | 3                          | 1              | 4                      | 4                      | 1  | 2     | - | - | - | - | - | - | - | - | - | - | - |
| 14                                       | -  | -                 | 8                              | 1                             | -                              | 2   | -                          | -              | -                      | 3                      | -  | -     | - | - | - | - | - | - | - | - | - | - | - |
| 4  | -  | 1                 | 1                              | -                             | -                              | -   | -                          | -              | -                      | 1                      | -  | -     | - | - | - | - | - | - | - | - | - | - | - |
| 4,104                                    | 169                                      | 566               | 1,394                          | 197                           | 18                             | 324   | 44                         | 37             | 41                     | 213                    | 63   | 1,038 |   |   |   |   |   |   |   |   |   |   |   |

 TABLE 21 - LEVEL OF EDUCATION BY INDUSTRY, NATIONALITY AND BIRTHPLACE  
 FEMALE

 TABLE 21 - ONDERWYSPLEI VOLGENS NYWERHEID, BURGERSKAP EN GEBORTEPLEK  
 VROUKLIK

| Level of education<br>Totaaal | Industry divisions - Nywerheidsafdelings |                   |                                |                               |                                |   |                            |                |                        |                        | Not economically active<br>Unemployed<br>Workers on special furlough |        |  |  |  |  |  |  |  |  |  |  |  |  |
|-------------------------------|--|-------------------|--------------------------------|-------------------------------|--------------------------------|---|----------------------------|----------------|------------------------|------------------------|--|--------|--|--|--|--|--|--|--|--|--|--|--|--|
|                               | Agri- culture<br>Landbou                 | Mining<br>Mynwese | Manu- facturing<br>Fabriekwese | Con- struction<br>Konstruksie | Elec- tricity<br>Elektrisiteit | Commerce - Handel                               |                            |                | Trans- port<br>Vervoer | Ser- vices<br>Diensite |  |        |  |  |  |  |  |  |  |  |  |  |  |  |
|                               |  |                   |                                |                               |                                | Whole- sale and retail<br>Groot- en kleinhandel | Motor trade<br>Motorhandel | Other<br>Ander |                        |                        |  |        |  |  |  |  |  |  |  |  |  |  |  |  |
| 2,225                         | -  | 2                 | 49                             | 4                             | -                              | 41  | 5                          | 6              | 2                      | 44                     | 20   | 2,052  |  |  |  |  |  |  |  |  |  |  |  |  |
| 13,453                        | 3  | 1                 | 69                             | 1                             | -                              | 2   | 1                          | -              | 3                      | 7                      | 16   | 13,435 |  |  |  |  |  |  |  |  |  |  |  |  |
| 11,738                        | 14                                       | 94                | 965                            | 18                            | 3                              | 43  | 47                         | 85             | 2                      | 47                     | 52   | 11,517 |  |  |  |  |  |  |  |  |  |  |  |  |
| 22,436                        | 8  | 180               | 1,289                          | 64                            | 8                              | 1,195   | 121                        | 525            | 143                    | 734                    | 258  | 18,880 |  |  |  |  |  |  |  |  |  |  |  |  |
| 14,396                        | 4  | 37                | 232                            | 13                            | 2                              | 216   | 26                         | 138            | 60                     | 1,108                  | 156  | 9,387  |  |  |  |  |  |  |  |  |  |  |  |  |
| 3,064                         | 4  | 100               | 239                            | 34                            | 6                              | 341   | 51                         | 278            | 83                     | 595                    | 50   | 1,944  |  |  |  |  |  |  |  |  |  |  |  |  |
| 7,958                         | 7  | 100               | 239                            | 34                            | 6                              | 341   | 51                         | 278            | 83                     | 595                    | 50   | 5,874  |  |  |  |  |  |  |  |  |  |  |  |  |
|                               |  |                   |                                |                               |                                |   |                            |                |                        |                        |  |        |  |  |  |  |  |  |  |  |  |  |  |  |
| Total - Totaaal               |  |                   |                                |                               |                                |   |                            |                |                        |                        |  |        |  |  |  |  |  |  |  |  |  |  |  |  |
| 166                           | 1  | -                 | 9                              | 1                             | -                              | 4   | -                          | 7              | -                      | 57                     | 1  | 86     |  |  |  |  |  |  |  |  |  |  |  |  |
| 55                            | -  | -                 | 4                              | -                             | -                              | 1   | -                          | 1              | -                      | 9                      | -  | 38     |  |  |  |  |  |  |  |  |  |  |  |  |
| 79                            | -  | -                 | 1                              | -                             | -                              | -   | -                          | -              | -                      | 28                     | 1  | 49     |  |  |  |  |  |  |  |  |  |  |  |  |
| 19                            | -  | -                 | 3                              | -                             | -                              | -   | -                          | -              | -                      | 4                      | -  | 12     |  |  |  |  |  |  |  |  |  |  |  |  |
| 7                             | -  | -                 | 1                              | -                             | -                              | 1   | -                          | -              | -                      | 1                      | -  | 4      |  |  |  |  |  |  |  |  |  |  |  |  |
| 7                             | -  | -                 | 1                              | -                             | -                              | -   | -                          | -              | -                      | 1                      | -  | 4      |  |  |  |  |  |  |  |  |  |  |  |  |
| 1                             | -  | -                 | -                              | -                             | -                              | -   | -                          | -              | -                      | -                      | -  | -      |  |  |  |  |  |  |  |  |  |  |  |  |
| 5                             | -  | -                 | -                              | -                             | -                              | -   | -                          | -              | -                      | 3                      | -  | 2      |  |  |  |  |  |  |  |  |  |  |  |  |
|                               | -  | -                 | -                              | -                             | -                              | -   | -                          | -              | -                      | -                      | -  | -      |  |  |  |  |  |  |  |  |  |  |  |  |
| 1,816                         | 5  | 12                | 64                             | 4                             | -                              | 45  | 3                          | 26             | 9                      | 838                    | 11   | 799    |  |  |  |  |  |  |  |  |  |  |  |  |
| 37                            | -  | 4                 | 4                              | -                             | -                              | 1   | -                          | 2              | 1                      | 6                      | -  | 23     |  |  |  |  |  |  |  |  |  |  |  |  |
| 10,003                        | 5  | 24                | 92                             | 1                             | -                              | 49  | 3                          | 29             | 15                     | 285                    | 6  | 494    |  |  |  |  |  |  |  |  |  |  |  |  |
| 228                           | -  | 2                 | 3                              | -                             | -                              | 1   | -                          | 1              | -                      | 159                    | 1  | 61     |  |  |  |  |  |  |  |  |  |  |  |  |
| 5                             | -  | 1                 | 3                              | -                             | -                              | 1   | -                          | -              | -                      | 3                      | -  | 2      |  |  |  |  |  |  |  |  |  |  |  |  |
| 10                            | -  | -                 | -                              | -                             | -                              | 1   | -                          | -              | -                      | 4                      | -  | 2      |  |  |  |  |  |  |  |  |  |  |  |  |
| 78,708                        | 49                                       | 483               | 3,369                          | 189                           | 19                             | 3,060   | 258                        | 1,101          | 758                    | 4,217                  | 601  | 64,654 |  |  |  |  |  |  |  |  |  |  |  |  |

WHITES  
TABLE 21 - LEVEL OF EDUCATION BY INDUSTRY, NATIONALITY AND BIRTHPLACE  
FEMALE

WHITES  
TABLE 21 - ONDERWYSPPEL VOLGENS NYWERHEID, BURGESKAP EN GEBORTEPLEK  
VROUWLIK

| Level of education   | Industry divisions - Nywerheidsafdelings |         |                   |                               |                             |             |  |                            |                |           |          | Total<br>Totaal |   |   |
|--|--|---------|-------------------|-------------------------------|-----------------------------|-------------|--|----------------------------|----------------|-----------|----------|-----------------|---|---|
|  | Agriculture                              |         | Mining<br>Mynwese | Manufacturing<br>Fabriekswese | Construction<br>Konstruksie | Electricity | Commerce   |                            |                | Transport | Services |                 | Unemployed<br>and unspecified<br>Werkloos en onge-spesifiseer | Not economically active<br>Niekonomiesbedryw-ig |
|  | Agri-culture                             | Landbou |                   |                               |                             |             | Whole sale and retail trade<br>Groot- en Kleinhandel | Motor trade<br>Motorhandel | Other<br>Ander |           |          |                 |   |   |
| South African born in S.A. - Suid-Afrikaner gebore in S.A. |  |         |                   |                               |                             |             |  |                            |                |           |          |                 |   |   |
| ?  | -  | -       | -                 | -                             | -                           | -           | -  | 16                         | 3              | 2         | 2        | 17              | 1,515   |   |
| None   | -  | -       | -                 | -                             | -                           | -           | -  | 1                          | 1              | -         | -        | 14              | 12,913  |   |
| Up to std. 5   | 3  | -       | 1                 | -                             | -                           | -           | 85   | 1                          | 1              | 3         | 6        | 37              | 10,795  |   |
| Std. 6 and 7   | 11                                       | 84      | 911               | 16                            | 2                           | 2           | 1,107  | 46                         | 78             | 141       | 662      | 243             | 17,397  |   |
| Std. 8   | 6  | 176     | 1,158             | 58                            | 7                           | 7           | 1,024  | 109                        | 502            | 435       | 1,026    | 145             | 8,230   |   |
| Std. 9   | 4  | 53      | 259               | 10                            | 2                           | 2           | 189  | 26                         | 132            | 58        | 260      | 28              | 1,725   |   |
| Std. 10  | 5  | 82      | 432               | 30                            | 5                           | 5           | 277  | 47                         | 250            | 80        | 529      | 43              | 5,064   |   |
| Degree only  | -  | -       | -                 | -                             | -                           | -           | -  | -                          | -              | -         | -        | -               | -   |   |
| Bachelor's Academic  | -  | -       | 7                 | -                             | -                           | -           | 4  | -                          | -              | -         | 42       | 1               | 73  |   |
| Full course  | -  | -       | 4                 | -                             | -                           | -           | 1  | 1                          | 1              | -         | 9        | -               | 31  |   |
| Part of course   | -  | -       | -                 | -                             | -                           | -           | -  | -                          | -              | -         | -        | -               | -   |   |
| Professional - Full course                                 | -  | -       | -                 | -                             | -                           | -           | -  | -                          | -              | -         | 24       | -               | 42  |   |
| Part of course   | -  | -       | -                 | -                             | -                           | -           | -  | -                          | -              | -         | 4        | -               | 10  |   |
| Master's Academic  | -  | -       | -                 | -                             | -                           | -           | -  | -                          | -              | -         | -        | -               | -   |   |
| Full course  | -  | -       | -                 | -                             | -                           | -           | -  | -                          | -              | -         | -        | -               | -   |   |
| Part of course   | -  | -       | -                 | -                             | -                           | -           | -  | -                          | -              | -         | -        | -               | -   |   |
| Professional - Full course                                 | -  | -       | -                 | -                             | -                           | -           | -  | -                          | -              | -         | -        | -               | -   |   |
| Part of course   | -  | -       | -                 | -                             | -                           | -           | -  | -                          | -              | -         | -        | -               | -   |   |
| Doctor's Academic  | -  | -       | -                 | -                             | -                           | -           | -  | -                          | -              | -         | 1        | -               | 2   |   |
| Professional - Full course                                 | -  | -       | -                 | -                             | -                           | -           | -  | -                          | -              | -         | -        | -               | -   |   |
| Part of course   | -  | -       | -                 | -                             | -                           | -           | -  | -                          | -              | -         | -        | -               | -   |   |
| Diploma only   | -  | -       | -                 | -                             | -                           | -           | -  | -                          | -              | -         | -        | -               | -   |   |
| With std. 10 - Full course                                 | 3  | 8       | 44                | 3                             | -                           | -           | 34   | 2                          | 23             | 9         | 731      | 11              | 640   |   |
| Part of course   | -  | -       | 2                 | -                             | -                           | -           | -  | -                          | 2              | 1         | 6        | -               | 19  |   |
| With std. 9 or lower - Full or part of course              | 3  | 20      | 72                | -                             | -                           | -           | 45   | 3                          | 28             | 15        | 243      | 5               | 409   |   |
| Degree and diploma   | -  | -       | -                 | -                             | -                           | -           | -  | -                          | -              | -         | -        | -               | -   |   |
| Diploma and Bachelor's                                     | -  | 1       | 3                 | -                             | -                           | -           | 1  | -                          | -              | -         | 131      | 1               | 55  |   |
| Master's   | -  | -       | -                 | -                             | -                           | -           | -  | -                          | -              | -         | 2        | -               | -   |   |
| Doctor's   | -  | -       | -                 | -                             | -                           | -           | -  | -                          | -              | -         | -        | -               | -   |   |
| Total  | 35                                       | 425     | 2,974             | 117                           | 16                          | 2,795       | 238  | 1,027                      | 743            | 3,792     | 555      | 58,927          | Totaal  |   |

WHITES  
TABLE 21 - LEVEL OF EDUCATION BY INDUSTRY, NATIONALITY AND BIRTHPLACE  
FEMALE

WHITES  
TABLE 21 - ONDERWYSPPEL VOLGENS NYWERHEID, BURGESKAP EN GEBORTEPLEK  
VROUWLIK

| Level of education   | Industry divisions - Nywerheidsafdelings |         |                   |                               |                             |             |  |                            |                |           |          | Total<br>Totaal |   |   |
|--|--|---------|-------------------|-------------------------------|-----------------------------|-------------|--|----------------------------|----------------|-----------|----------|-----------------|---|---|
|  | Agriculture                              |         | Mining<br>Mynwese | Manufacturing<br>Fabriekswese | Construction<br>Konstruksie | Electricity | Commerce   |                            |                | Transport | Services |                 | Unemployed<br>and unspecified<br>Werkloos en onge-spesifiseer | Not economically active<br>Niekonomiesbedryw-ig |
|  | Agri-culture                             | Landbou |                   |                               |                             |             | Whole sale and retail trade<br>Groot- en Kleinhandel | Motor trade<br>Motorhandel | Other<br>Ander |           |          |                 |   |   |
| South African not born in S.A. - Suid-Afrikaner nie in S.A. gebore |  |         |                   |                               |                             |             |  |                            |                |           |          |                 |   |   |
| ?  | -  | -       | -                 | -                             | -                           | -           | 12   | 1                          | 1              | 1         | 11       | 1               | 251   |   |
| None   | -  | -       | -                 | -                             | -                           | -           | -  | -                          | -              | -         | -        | -               | 180   |   |
| Up to std. 5   | -  | -       | 3                 | -                             | -                           | -           | 7  | -                          | -              | -         | 6        | 1               | 286   |   |
| Std. 6 and 7   | -  | 10      | 30                | 1                             | 1                           | 7           | 59   | 1                          | 6              | 2         | 42       | 1               | 1,003   |   |
| Std. 8   | 1  | 13      | 46                | 3                             | -                           | -           | 55   | 7                          | 15             | 5         | 44       | 2               | 722   |   |
| Std. 9   | 1  | 12      | 17                | 3                             | -                           | -           | 18   | 3                          | 3              | 3         | 15       | 1               | 123   |   |
| Std. 10  | 2  | 15      | 45                | 1                             | 1                           | 1           | 28   | 2                          | 12             | 3         | 37       | 2               | 408   |   |
| Degree only  | -  | -       | -                 | -                             | -                           | -           | -  | -                          | -              | -         | -        | -               | -   |   |
| Bachelor's Academic  | -  | -       | -                 | -                             | -                           | -           | -  | -                          | -              | -         | -        | -               | -   |   |
| Full course  | -  | -       | -                 | -                             | -                           | -           | -  | -                          | -              | -         | -        | -               | -   |   |
| Part of course   | -  | -       | -                 | -                             | -                           | -           | -  | -                          | -              | -         | -        | -               | -   |   |
| Professional - Full course   | -  | -       | -                 | -                             | -                           | -           | -  | -                          | -              | -         | -        | -               | -   |   |
| Part of course   | -  | -       | -                 | -                             | -                           | -           | -  | -                          | -              | -         | -        | -               | -   |   |
| Master's Academic  | -  | -       | -                 | -                             | -                           | -           | -  | -                          | -              | -         | -        | -               | -   |   |
| Full course  | -  | -       | -                 | -                             | -                           | -           | -  | -                          | -              | -         | -        | -               | -   |   |
| Part of course   | -  | -       | -                 | -                             | -                           | -           | -  | -                          | -              | -         | -        | -               | -   |   |
| Professional - Full course   | -  | -       | -                 | -                             | -                           | -           | -  | -                          | -              | -         | -        | -               | -   |   |
| Part of course   | -  | -       | -                 | -                             | -                           | -           | -  | -                          | -              | -         | -        | -               | -   |   |
| Doctor's Academic  | -  | -       | -                 | -                             | -                           | -           | -  | -                          | -              | -         | -        | -               | -   |   |
| Professional - Full course   | -  | -       | -                 | -                             | -                           | -           | -  | -                          | -              | -         | -        | -               | -   |   |
| Part of course   | -  | -       | -                 | -                             | -                           | -           | -  | -                          | -              | -         | -        | -               | -   |   |
| Diploma only   | -  | -       | -                 | -                             | -                           | -           | -  | -                          | -              | -         | -        | -               | -   |   |
| With std. 10 - Full course   | 2  | 2       | 7                 | 1                             | -                           | -           | 7  | 1                          | -              | -         | 66       | -               | 75  |   |
| Part of course   | 1  | -       | -                 | -                             | -                           | -           | -  | -                          | -              | -         | -        | -               | 1   |   |
| With std. 9 or lower - Full or part of course                      | -  | 1       | 5                 | 1                             | -                           | -           | 3  | -                          | 1              | -         | 30       | -               | 51  |   |
| Degree and diploma   | -  | -       | -                 | -                             | -                           | -           | -  | -                          | -              | -         | -        | -               | -   |   |
| Diploma and Bachelor's   | -  | 2       | -                 | -                             | -                           | -           | -  | -                          | -              | -         | -        | -               | 5   |   |
| Master's   | -  | -       | -                 | -                             | -                           | -           | -  | -                          | -              | -         | -        | -               | 1   |   |
| Doctor's   | -  | -       | -                 | -                             | -                           | -           | -  | -                          | -              | -         | -        | -               | 1   |   |
| Total  | 7  | 43      | 162               | 11                            | 1                           | 191         | 12   | 39                         | 10             | 286       | 14       | 3,127           | Totaal  |   |





WHITES  
TABLE 22 - NATURE OF EDUCATION BY INDUSTRY

TABEL 22 - AARD VAN ONDERWYS VOLGENS NYWERHEID

BLANKES

| Nature of education and sex                                       | Total<br>Totaal               | Industry divisions - Nywerheidsafdelings |                        |  |   |                   |   |                                    |                          |                           |  | Unem-<br>ployed<br>and<br>unspec-<br>ified<br>Werk-<br>loos en<br>onges-<br>pesi-<br>bedry-<br>wig | Not<br>eco-<br>nomic-<br>ally<br>active<br>Nie-<br>eko-<br>nomies<br>bedry-<br>wig |   |
|---|-------------------------------|--|------------------------|--|---|-------------------|---|------------------------------------|--------------------------|---------------------------|--|--|--|---|
|   |                               | Agri-<br>culture<br>Landbou              | Mining<br>Myn-<br>wese | Manu-<br>fac-<br>turing<br>Fabi-<br>rieks-<br>wese | Con-<br>struc-<br>tion<br>Kon-<br>struk-<br>sie | Commerce - Handel |   |                                    | Ser-<br>vices<br>Dienste | Trans-<br>port<br>Vervoer | Unem-<br>ployed<br>and<br>unspec-<br>ified<br>Werk-<br>loos en<br>onges-<br>pesi-<br>bedry-<br>wig |  |  |   |
|   |                               |  |                        |  |   | Elec-<br>tricity  | Whole-<br>sale<br>and<br>retail<br>Groot-<br>en klein<br>handel | Motor<br>trade<br>Motor-<br>handel |                          |                           |  |  |  | Other<br>Ander  |
| Manufacturing and construction<br>Engineering<br>B.Sc. Mechanical | M. 93<br>F. 93<br>T. 93       | -  | 21                     | 60   | 2   | -                 | 2   | 1                                  | 1                        | -                         | 2  | 1  | 3  | M.<br>Ingeneurwese<br>B.Sc. Meganies  |
| B.Sc. Civil   | M. 46<br>F. 47<br>T. 47       | -  | 1                      | 9  | 11  | -                 | 1   | -                                  | 1                        | -                         | 1  | 2  | 1  | M.<br>B.Sc. Siviele   |
| B.Sc. Structural  | M. 13<br>F. 13<br>T. 13       | -  | -                      | 3  | 8   | -                 | -   | -                                  | -                        | -                         | -  | -  | -  | M.<br>B.Sc. Boukundig   |
| B.Sc. Chemical  | M. 62<br>F. 63<br>T. 63       | -  | 1                      | 54   | -   | -                 | -   | 1                                  | 1                        | -                         | 1  | -  | 4  | M.<br>B.Sc.emies  |
| B.Sc. Other   | M. 267<br>F. 3<br>T. 270      | -  | 50                     | 184  | 12  | 7                 | 8   | 2                                  | 6                        | 9                         | 24   | 2  | 13   | M.<br>B.Sc. Ander   |
| Architecture and town planning<br>(B.Arch., M.I.A., etc.)         | M. 23<br>F. 3<br>T. 26        | -  | 3                      | 1  | 3   | 1                 | -   | -                                  | -                        | -                         | 11   | 1  | 3  | M.<br>V.<br>T.<br>Argitektuur en stadsbeplanning<br>(B.Arch., M.I.A., ens.) |
| Quantity surveying<br>(B.Sc. (Q.S.), M.Sc., etc.)                 | M. 11<br>F. 11<br>T. 11       | -  | -                      | -  | -   | -                 | -   | -                                  | -                        | -                         | -  | -  | -  | M.<br>V.<br>T.<br>Bourekenskunde<br>(B.Sc. (Q.S.), M.Sc., ens.)             |
| Architecture, quantity<br>surveying (Dip., certificate)           | M. 8<br>F. 2<br>T. 20         | -  | 2                      | 2  | 3   | 1                 | -   | -                                  | -                        | 1                         | 6  | -  | 3  | M.<br>V.<br>T.<br>Argitektuur, bourekenskunde<br>(Dip., sertifikaat)        |
| Surveying land (B.Sc., survey)                                    | M. 27<br>F. 1<br>T. 28        | 1  | 20                     | 1  | 2   | -                 | -   | -                                  | -                        | -                         | 3  | -  | -  | M.<br>V.<br>T.<br>Landmeter (B.Sc.-opneetskunde)                            |
| Production management   | M. 6<br>F. 6<br>T. 6          | -  | -                      | 5  | 1   | -                 | -   | -                                  | -                        | -                         | -  | -  | -  | M.<br>V.<br>T.<br>Produksiebestuur  |
| Craftsmanship, artisanship<br>(N.T.C., etc.)                      | M. 3,182<br>F. 76<br>T. 3,258 | 5  | 621                    | 1,548  | 259   | 59                | 95  | 73                                 | 43                       | 205                       | 213  | 44   | 17   | M.<br>V.<br>T.<br>Vakmanskap, ambagemanskap<br>(N.T.S., ens.)               |

WHITES  
TABLE 22 - NATURE OF EDUCATION BY INDUSTRY

TABEL 22 - AARD VAN ONDERWYS VOLGENS NYWERHEID

BLANKES

| Nature of education and sex  | Total<br>Totaal                | Industry divisions - Nywerheidsafdelings |                        |  |   |                   |   |                                    |                          |                           |  | Unem-<br>ployed<br>and<br>unspec-<br>ified<br>Werk-<br>loos en<br>onges-<br>pesi-<br>bedry-<br>wig | Not<br>eco-<br>nomic-<br>ally<br>active<br>Nie-<br>eko-<br>nomies<br>bedry-<br>wig |   |
|--|--------------------------------|--|------------------------|--|---|-------------------|---|------------------------------------|--------------------------|---------------------------|--|--|--|---|
|  |                                | Agri-<br>culture<br>Landbou              | Mining<br>Myn-<br>wese | Manu-<br>fac-<br>turing<br>Fabi-<br>rieks-<br>wese | Con-<br>struc-<br>tion<br>Kon-<br>struk-<br>sie | Commerce - Handel |   |                                    | Ser-<br>vices<br>Dienste | Trans-<br>port<br>Vervoer | Unem-<br>ployed<br>and<br>unspec-<br>ified<br>Werk-<br>loos en<br>onges-<br>pesi-<br>bedry-<br>wig |  |  |   |
|  |                                |  |                        |  |   | Elec-<br>tricity  | Whole-<br>sale<br>and<br>retail<br>Groot-<br>en klein<br>handel | Motor<br>trade<br>Motor-<br>handel |                          |                           |  |  |  | Other<br>Ander  |
| Commerce and finance<br>General (B.Com., M.Com., etc.)                                 | M. 151<br>F. 26<br>T. 177      | 2  | 10                     | 37   | 4   | 1                 | 25  | 4                                  | 12                       | 16                        | 34   | 1  | 5  | M.<br>Algemeen (B.Com., M.Com., ens.)   |
| Special (Institute of bankers,<br>actuarial science, etc.)                             | M. 740<br>F. 638<br>T. 1,378   | 1  | 20                     | 289  | 15  | 2                 | 70  | 21                                 | 89                       | 24                        | 186  | 6  | 11   | M.<br>Besondere (Instituut van bankiers,<br>aktuariale wetenskap, ens.)                       |
| Legal practice (LL.B., etc.)   | M. 205<br>F. 7<br>T. 212       | 2  | 4                      | 339  | 20  | 2                 | 118   | 25                                 | 146                      | 41                        | 283  | 17   | 299  | M.<br>T.<br>Regspraktyk (LL.B., ens.)   |
| Medical practice and health-<br>services<br>Medical practitioners<br>(M.B.Ch.B., etc.) | M. 194<br>F. 23<br>T. 217      | 1  | 20                     | 6  | -   | -                 | 1   | 1                                  | 1                        | -                         | 145  | 5  | 14   | M.<br>Mediese praktisyne<br>(M.B.Ch.B., ens.)   |
| Auxiliary medical practitioners<br>(Physiotherapy, etc.)                               | M. 94<br>F. 54<br>T. 148       | 1  | 6                      | 7  | -   | 1                 | 5   | -                                  | 1                        | 7                         | 65   | -  | 1  | M.<br>Hulp mediese praktisyne<br>(fisioterapie, ens.)   |
| Nursing and midwifery (D.N.A.)   | M. 60<br>F. 595<br>T. 655      | 1  | 31                     | 17   | -   | -                 | 6   | -                                  | 1                        | 2                         | 257  | 1  | 302  | M.<br>T.<br>Verpleging en verloskunde (D.N.A.)  |
| Dental practice (L.D.S.,<br>etc.)  | M. 52<br>F. 2<br>T. 54         | -  | -                      | 1  | -   | -                 | 3   | -                                  | -                        | -                         | 47   | -  | 1  | M.<br>Tandheelkundige praktyk (L.D.S.,<br>ens.)   |
| Dispensing chemist (M.P.S., etc.)  | M. 129<br>F. 10<br>T. 139      | 1  | 1                      | 23   | -   | -                 | 85  | 1                                  | -                        | -                         | 15   | -  | 3  | M.<br>T.<br>Apteker (M.P.S., ens.)  |
| Education and culture<br>General academic education<br>(B.Ed., M.Ed., etc.)            | M. 536<br>F. 1,381<br>T. 1,917 | 1  | 6                      | 13   | 2   | -                 | 8   | 1                                  | 3                        | 3                         | 471  | 1  | 27   | M.<br>V.<br>T.<br>Onderwys en kultuur<br>Algemene akademiese onderwys<br>(B.Ed., M.Ed., ens.) |
| Physical education<br>(B.A. (Phys. Ed.), etc.)   | M. 4<br>F. 4<br>T. 8           | -  | -                      | 1  | -   | -                 | -   | -                                  | -                        | -                         | 2  | -  | 2  | M.<br>T.<br>Liggaamlike opvoeding<br>(B.A. (L.O.), ens.)                                      |

WHITES  
TABLE 22 - NATURE OF EDUCATION BY INDUSTRY

BLANKES  
TABLE 22 - AARD VAN ONDERWYS VOLGENS NYWEHEID

BLANKES

| Nature of education and sex  | Total                                | Industry divisions - Nyweheidsafdelings |        |                         |                        |                  |               |                |       | Unem-<br>ployed<br>and<br>un-<br>employed<br>Weik-<br>loos en<br>onge-<br>spesi-<br>fiseer | Ser-<br>vices | Trans-<br>port | Handel  |                           |       | Not<br>eco-<br>nomi-<br>cally<br>active<br>Nie-<br>eko-<br>nomies<br>Bedry-<br>wig |              |  |
|--|--------------------------------------|---|--------|-------------------------|------------------------|------------------|---------------|----------------|-------|--|---------------|----------------|---|---------------------------|-------|--|--------------|--|
|  |                                      | Agri-<br>culture                        | Mining | Manu-<br>fac-<br>turing | Con-<br>struc-<br>tion | Elec-<br>tricity | Com-<br>merce | Motor<br>trade | Other |  |               |                | Whole-<br>sale<br>and<br>retail<br>Groot-<br>en klein<br>handel | Motor-<br>trade<br>handel | Ander |  | Ver-<br>voer | Dienste  |
| Nursery education  | M. 24<br>F. 24<br>T. 24              | -                                       | -      | -                       | -                      | -                | -             | 1              | 1     | -  | -             | -              | -   | -                         | 10    | 12   | -            | Aard van onderwys en geslag                                      |
| Librarianship (Diploma,<br>B.A. (Libr.), etc.)                         | M. 14<br>F. 14<br>T. 14              | -                                       | -      | -                       | -                      | -                | -             | -              | -     | -  | -             | -              | -   | -                         | 10    | 12   | -            | Bibliotekese (Diploma,<br>B.A. (Bibl.), ens.)                    |
| Music (B.Mus., certificate or<br>diploma, etc.)                        | M. 11<br>F. 133<br>T. 144            | -                                       | -      | -                       | -                      | -                | -             | -              | -     | -  | -             | -              | -   | -                         | 6     | 5  | -            | Musiek (B.Mus., sertifikaat of<br>diploma, ens.)                 |
| Speech, drama, opera singing<br>(B.A. (speech and elocution),<br>etc.) | M. 4<br>F. 21<br>T. 25               | -                                       | -      | -                       | -                      | -                | -             | -              | -     | -  | -             | -              | -   | -                         | 7     | 25   | -            | Musiek (B.Mus., sertifikaat of<br>diploma, ens.)                 |
| Theology (B.D., etc.)  | M. 98<br>F. 6<br>T. 101              | -                                       | -      | -                       | -                      | -                | -             | -              | -     | -  | -             | -              | -   | -                         | 47    | 77   | -            | Spraak, drama, operasing<br>(B.A. (spraak en voordrag),<br>ens.) |
| Transportation<br>(Institute of transport,<br>seamanship, etc.)        | M. 28<br>F. 28<br>T. 28              | -                                       | -      | -                       | -                      | -                | -             | -              | -     | -  | -             | -              | -   | -                         | -     | 3  | -            | (Instituut van vervoer,<br>seemanskap, ens.)                     |
| Public administration  | M. 26<br>F. 26<br>T. 26              | -                                       | -      | -                       | -                      | -                | -             | -              | -     | -  | -             | -              | -   | -                         | 22    | -  | -            | Openbare administrasie   |
| Social welfare and personnel<br>(Social sciences, etc.)                | M. 8<br>F. 49<br>T. 57               | -                                       | -      | -                       | -                      | -                | -             | -              | -     | -  | -             | -              | -   | -                         | 5     | 7  | -            | Sosiale welsyn en personeel<br>(Sosiale wetenskappe, ens.)       |
| Domestic and household (Domestic<br>sciences, etc.)                    | M. 2<br>F. 89<br>T. 91               | -                                       | -      | -                       | -                      | -                | -             | -              | -     | -  | -             | -              | -   | -                         | 14    | 61   | -            | Huishoudelik (Huishoudelike<br>wetenskappe, ens.)                |
| Security and defence (B.Mil.,<br>etc.)                                 | M. 12<br>F. 1<br>T. 13               | -                                       | -      | -                       | -                      | -                | -             | -              | -     | -  | -             | -              | -   | -                         | 10    | 1  | -            | Beskerming en verdediging (B.Mil.,<br>ens.)                      |
| Total  | M. 80,352<br>F. 79,728<br>T. 155,083 | 607                                     | 11,021 | 13,642                  | 2,939                  | 403              | 3,015         | 1,073          | 1,041 | 4,921  | 5,663         | 1,570          | 34,457  | 5,663                     | 620   | 1,570  | 34,457       | Totaal   |

WHITES  
TABLE 23 - FOREIGN VISITORS BY AGE AND COUNTRY OF RESIDENCE

BLANKES  
TABLE 23 - BUITELANSE BESOEKERS VOLGENS OUDEROOM EN LAND VAN VERBLYF

| Age groups<br>Ouderdomsgroepe | Total<br>Totaal        | Country of residence - Land van verblyf    |  |                         |   |   |  |              | Other European<br>countries<br>Ander Europese<br>lande | Asia<br>Asië | America<br>N. & S.<br>Amerika<br>N. & S. | Oceania<br>Oseaania | ? |  |
|-------------------------------|------------------------|--|--|-------------------------|---|---|--|--------------|--|--------------|--|---------------------|---|--|
|                               |                        | South West<br>Africa<br>Suidwes-<br>Afrika | Rhodesias<br>and Nyassaland<br>Rhodesië en<br>Nyassaland | Mozambique<br>Mosambiek | Other African<br>countries<br>Ander Afrika<br>lande | United<br>Kingdom<br>Verenigde<br>Koninkryk | Other European<br>countries<br>Ander Europese<br>lande | Asia<br>Asië |  |              |  |                     |   | America<br>N. & S.<br>Amerika<br>N. & S. |
| 0 - 4                         | M. 9<br>F. 12<br>T. 21 | -  | 5  | -                       | -   | -   | -  | 2            | -  | -            | -  | -                   | - | 2  |
| 5 - 9                         | M. 2<br>F. 11<br>T. 13 | -  | 1  | -                       | -   | -   | -  | 1            | -  | -            | -  | -                   | - | 2  |
| 10 - 14                       | M. 6<br>F. 5<br>T. 11  | -  | 2  | -                       | -   | -   | -  | 1            | -  | -            | -  | -                   | - | 5  |
| 15 - 19                       | M. 2<br>F. 3<br>T. 5   | -  | 1  | -                       | -   | -   | -  | 1            | -  | -            | -  | -                   | - | 1  |
| 20 - 24                       | M. 3<br>F. 9<br>T. 12  | -  | 2  | -                       | -   | -   | -  | 2            | -  | -            | -  | -                   | - | 3  |
| 25 - 29                       | M. 9<br>F. 3<br>T. 12  | -  | 4  | -                       | -   | -   | -  | 2            | -  | -            | -  | -                   | - | 3  |
| 30 - 34                       | M. 5<br>F. 8<br>T. 13  | -  | 2  | -                       | -   | -   | -  | 2            | -  | -            | -  | -                   | - | 3  |
| 35 - 39                       | M. 6<br>F. 6<br>T. 12  | -  | 3  | -                       | -   | -   | -  | 2            | -  | -            | -  | -                   | - | 2  |
| 40 - 44                       | M. 4<br>F. 7<br>T. 11  | -  | 4  | -                       | -   | -   | -  | 1            | -  | -            | -  | -                   | - | 2  |
| 45 - 49                       | M. 2<br>F. 4<br>T. 6   | -  | 2  | -                       | -   | -   | -  | 2            | -  | -            | -  | -                   | - | 2  |
| 50 - 54                       | M. 2<br>F. 2<br>T. 4   | -  | 1  | -                       | -   | -   | -  | 1            | -  | -            | -  | -                   | - | 1  |

TABLE 23 - FOREIGN VISITORS BY AGE AND COUNTRY OF RESIDENCE

TABLE 23 - BUITELANDESE BESOEKERS VOLGENS OUDERDOM EN LAND VAN VERBLYF

| Age groups<br>Ouderdomsgroepe | Total<br>Total    | Country of residence - Land van verblyf    |  |                         |   |   |              | Other European countries<br>Ander Europese lande | Asia<br>Asië | America<br>N. & S.<br>Amerika<br>N. & S. | Oceania<br>Oceania | ?             |
|-------------------------------|-------------------|--|--|-------------------------|---|---|--------------|--|--------------|--|--------------------|---------------|
|                               |                   | South West<br>Africa<br>Suidwes-<br>Afrika | Rhodesias<br>and Nyasaland<br>Rhodesië en<br>Nyasaland | Mozambique<br>Mosambiek | Other African<br>countries<br>Ander Afrika<br>lande | United<br>Kingdom<br>Verenigde<br>Koninkryk |              |  |              |  |                    |               |
| 55 - 59                       | M.<br>F.-V.<br>T. | 3<br>6<br>9                                | 2<br>2<br>4  | -                       | -   | 1<br>1<br>1                                 | -            | 1<br>1<br>1                                      | -            | -  | -                  | 1<br>1<br>1   |
| 60 - 64                       | M.<br>F.-V.<br>T. | -<br>6<br>6                                | -  | -                       | -   | -   | -            | 3<br>3   | -            | -  | -                  | -<br>3<br>3   |
| 65 - 69                       | M.<br>F.-V.<br>T. | 1<br>2<br>3                                | -  | -                       | -   | 1<br>1<br>1                                 | -            | 1<br>1<br>1                                      | -            | -  | -                  | 1<br>1<br>1   |
| 70 - 74                       | M.<br>F.-V.<br>T. | -<br>1<br>1                                | -  | -                       | -   | -   | -            | -  | -            | -  | -                  | 1<br>1<br>1   |
| 75+                           | M.<br>F.-V.<br>T. | -<br>2<br>2                                | -  | -                       | -   | -   | -            | 1<br>1   | -            | -  | -                  | 1<br>1<br>1   |
| ?                             | M.<br>F.-V.<br>T. | -<br>-<br>-                                | -  | -                       | -   | -   | -            | -  | -            | -  | -                  | -<br>1<br>1   |
| z                             | M.<br>F.-V.<br>T. | -<br>-<br>-                                | -  | -                       | -   | -   | -            | -  | -            | -  | -                  | -<br>1<br>1   |
| Total - Totaal                | M.<br>F.-V.<br>T. | 54<br>76<br>132                            | 32<br>33<br>65   | -                       | -   | 6<br>9<br>15                                | 3<br>9<br>12 | 5<br>3<br>8                                      | -            | 3<br>3<br>6                              | -                  | 5<br>21<br>26 |

TABLE 24 - AGE BY MARITAL STATUS

TABLE 24 - OUDERDOM VOLGENS HUWELIJKSTAAT

| Age groups<br>Ouderdomsgroepe | Total<br>Totaal | Marital status - Huwelikstaat  |       |                    |       |                      |       |                    |       |    |       |    |   |   |
|-------------------------------|-----------------|--------------------------------|-------|--------------------|-------|----------------------|-------|--------------------|-------|----|-------|----|---|---|
|                               |                 | Never married<br>Nooit getroud |       | Married<br>Getroud |       | Widowed<br>Wedustaat |       | Divorced<br>Geskei |       | ?  |       |    |   |   |
|                               |                 | M.                             | F.-V. | M.                 | F.-V. | M.                   | F.-V. | M.                 | F.-V. | M. | F.-V. |    |   |   |
| 0 - 14                        | 3,723           | 1,800                          | 1,923 | -                  | -     | -                    | -     | -                  | -     | -  | -     | -  | - | - |
| 15 - 19                       | 818             | 393                            | 401   | 2                  | 20    | -                    | -     | 1                  | 1     | -  | -     | -  | - | - |
| 20 - 24                       | 939             | 434                            | 269   | 72                 | 151   | 1                    | 1     | 3                  | 3     | -  | -     | -  | - | - |
| 25 - 29                       | 764             | 191                            | 106   | 193                | 251   | 1                    | 4     | 11                 | 4     | -  | -     | -  | - | - |
| 30 - 34                       | 703             | 109                            | 50    | 248                | 256   | 5                    | 15    | 9                  | 4     | -  | -     | -  | - | - |
| 35 - 39                       | 558             | 90                             | 39    | 213                | 175   | 6                    | 15    | 13                 | 6     | -  | -     | -  | - | - |
| 40 - 44                       | 478             | 65                             | 24    | 177                | 165   | 5                    | 20    | 12                 | 9     | -  | -     | -  | - | - |
| 45 - 49                       | 384             | 45                             | 18    | 153                | 123   | 7                    | 25    | 9                  | 3     | -  | -     | -  | - | - |
| 50 - 54                       | 318             | 26                             | 8     | 128                | 88    | 9                    | 42    | 8                  | 5     | -  | -     | -  | - | - |
| 55 - 59                       | 214             | 20                             | 5     | 81                 | 47    | 11                   | 45    | 4                  | 1     | -  | -     | -  | - | - |
| 60 - 64                       | 149             | 9                              | 5     | 47                 | 36    | 10                   | 39    | 1                  | 1     | -  | -     | -  | - | - |
| 65 - 69                       | 104             | 5                              | 1     | 29                 | 20    | 10                   | 37    | -                  | -     | -  | -     | -  | - | - |
| 70 - 74                       | 82              | 8                              | 2     | 14                 | 8     | 9                    | 38    | 1                  | 1     | -  | -     | -  | - | - |
| 75+                           | 103             | 10                             | 3     | 24                 | 6     | 15                   | 42    | -                  | -     | -  | -     | -  | - | - |
| ?                             | 12              | 3                              | 1     | 1                  | 3     | 1                    | 3     | -                  | -     | -  | -     | -  | - | - |
| Total-Totaal                  | 9,349           | 3,208                          | 2,855 | 1,382              | 1,349 | 90                   | 326   | 34                 | 73    | 22 | 10    | 10 |   |   |

TABLE 25 - TYPE OF DWELLING BY AGE AND MARITAL STATUS 1/

TABEL 25 - TYPES WONING VOLGENS OUDEDOM EN HUWELIKSTAAT 1/

| Type of dwelling                  | Total<br>Totaal | Age groups - Ouderdomsgroepe |       |       |       |       |       |       |       | Type woning |       |  |  |  |  |                               |
|-----------------------------------|-----------------|------------------------------|-------|-------|-------|-------|-------|-------|-------|-------------|-------|--|--|--|--|-------------------------------|
|                                   |                 | 0-14                         |       | 15-19 |       | 20-24 |       | 25-64 |       | 65+         |       |  |  |  |  |                               |
|                                   |                 | M.                           | F.-V. | M.    | F.-V. | M.    | F.-V. | M.    | F.-V. | M.          | F.-V. |  |  |  |  |                               |
| <u>House</u>                      |                 |                              |       |       |       |       |       |       |       |             |       |  |  |  |  |                               |
| Married                           | 2,377           | 1,780                        | 18    | 56    | 137   | 1,089 | 993   | 54    | 30    |             |       |  |  |  |  | Huis                          |
| Not married                       | 5,793           | 1,780                        | 371   | 358   | 213   | 494   | 393   | 34    | 116   |             |       |  |  |  |  | Getrou                        |
| <b>Total</b>                      | 8,170           | 1,780                        | 371   | 414   | 350   | 1,583 | 1,386 | 88    | 146   |             |       |  |  |  |  | Nie getrou                    |
| <u>Flat</u>                       |                 |                              |       |       |       |       |       |       |       |             |       |  |  |  |  | Totaal                        |
| Married                           | 24              | 14                           | -     | -     | 1     | 13    | 10    | -     | -     |             |       |  |  |  |  | Woonstel                      |
| Not married                       | 33              | 14                           | -     | 1     | 2     | 2     | 2     | -     | -     |             |       |  |  |  |  | Getrou                        |
| <b>Total</b>                      | 57              | 14                           | -     | 1     | 3     | 14    | 12    | -     | -     |             |       |  |  |  |  | Nie getrou                    |
| <u>Apartment</u>                  |                 |                              |       |       |       |       |       |       |       |             |       |  |  |  |  | Totaal                        |
| Married                           | 53              | 37                           | 7     | -     | 2     | 24    | 24    | 3     | -     |             |       |  |  |  |  | Woonkamer                     |
| Not married                       | 104             | 37                           | 1     | 1     | 1     | 5     | 18    | -     | -     |             |       |  |  |  |  | Getrou                        |
| <b>Total</b>                      | 137             | 37                           | 7     | 1     | 3     | 29    | 42    | 3     | 1     |             |       |  |  |  |  | Nie getrou                    |
| <u>Other collective dwellings</u> |                 |                              |       |       |       |       |       |       |       |             |       |  |  |  |  | Ander. Gemeenskaplike wonings |
| Married                           | 33              | 3                            | -     | 9     | -     | 23    | 1     | -     | -     |             |       |  |  |  |  | Getrou                        |
| Not married                       | 78              | 3                            | 1     | 49    | 4     | 18    | -     | -     | -     |             |       |  |  |  |  | Nie getrou                    |
| <b>Total</b>                      | 111             | 3                            | 1     | 58    | 4     | 41    | 1     | -     | -     |             |       |  |  |  |  | Totaal                        |
| <u>Other</u>                      |                 |                              |       |       |       |       |       |       |       |             |       |  |  |  |  | Ander                         |
| Married                           | 231             | 82                           | 2     | 6     | 11    | 87    | 110   | 10    | 4     |             |       |  |  |  |  | Getrou                        |
| Not married                       | 535             | 82                           | 16    | 24    | 52    | 115   | 116   | 25    | 9     |             |       |  |  |  |  | Nie getrou                    |
| <b>Total</b>                      | 766             | 82                           | 17    | 30    | 63    | 202   | 226   | 35    | 13    |             |       |  |  |  |  | Totaal                        |
| ? Married                         | 13              | 7                            | -     | 1     | -     | 10    | 2     | -     | -     |             |       |  |  |  |  | ?                             |
| Not married                       | 61              | 7                            | 5     | 9     | 4     | 26    | 2     | -     | -     |             |       |  |  |  |  | Getrou                        |
| <b>Total</b>                      | 74              | 7                            | 5     | 10    | 4     | 36    | 4     | 2     | 2     |             |       |  |  |  |  | Nie getrou                    |
| <u>Total</u>                      |                 |                              |       |       |       |       |       |       |       |             |       |  |  |  |  | Totaal                        |
| Married                           | 2,731           | 1,923                        | 20    | 72    | 151   | 1,246 | 1,140 | 67    | 34    |             |       |  |  |  |  | Getrou                        |
| Not married                       | 6,604           | 1,923                        | 394   | 442   | 276   | 659   | 531   | 61    | 128   |             |       |  |  |  |  | Nie getrou                    |
| <b>Total</b>                      | 9,335           | 1,923                        | 395   | 514   | 427   | 1,905 | 1,671 | 128   | 162   |             |       |  |  |  |  | Totaal                        |

1/ Married includes "living together"

1/ "Not married" includes marital status "unspecified"

2/ Excludes age unspecified

1/ "Getroud sluit in "leefsam"

1/ "Nie getrou" sluit in huwelikstaat "ongespesifiseer"

2/ Sluit ouderdom ongespesifiseer uit

TABLE 26 - HOME LANGUAGE BY OFFICIAL LANGUAGE AND AGE

TABEL 26 - HUISSTAAL VOLGENS AMPTLIKE TAAL EN OUDEDOM

| Home language and age groups<br>Huisstaal en ouderdomsgroepe | Total<br>Totaal | Official language - Amptlike taal            |       |                              |       |                                   |       | Neither<br>Geeneen |
|--|-----------------|--|-------|------------------------------|-------|-----------------------------------|-------|--------------------|
|  |                 | English and Afrikaans<br>Engels en Afrikaans |       | English only<br>Slegs Engels |       | Afrikaans only<br>Slegs Afrikaans |       |                    |
|  |                 | M.   | F.-V. | M.                           | F.-V. | M.                                | F.-V. |                    |
| 0 - 4  | 15              | 10   | 5     | -                            | -     | -                                 | -     | -                  |
| 5 - 14   | 28              | 10   | 18    | -                            | -     | -                                 | -     | -                  |
| 15 - 24  | 23              | 11   | 12    | -                            | -     | -                                 | -     | -                  |
| 25 - 64  | 47              | 23   | 24    | -                            | -     | -                                 | -     | -                  |
| 65+  | 2               | 1  | 1     | -                            | -     | -                                 | -     | -                  |
| ? Total-Totaal   | 115             | 55   | 60    | -                            | -     | -                                 | -     | -                  |
| 0 - 4  | 59              | 8  | 11    | 19                           | 21    | -                                 | -     | -                  |
| 5 - 14   | 84              | 33   | 39    | 4                            | 8     | -                                 | -     | -                  |
| 15 - 24  | 93              | 45   | 42    | 4                            | 2     | -                                 | -     | -                  |
| 25 - 64  | 183             | 76   | 75    | 18                           | 14    | -                                 | -     | -                  |
| 65+  | 11              | 3  | 6     | 1                            | 1     | -                                 | -     | -                  |
| ? Total-Totaal   | 431             | 165  | 173   | 46                           | 47    | -                                 | -     | -                  |
| 0 - 4  | 1,387           | 81   | 89    | -                            | -     | 592                               | 625   | -                  |
| 5 - 14   | 2,121           | 478  | 514   | -                            | -     | 548                               | 589   | -                  |
| 15 - 24  | 1,634           | 698  | 634   | -                            | -     | 150                               | 152   | -                  |
| 25 - 64  | 3,323           | 1,449  | 1,231 | -                            | -     | 334                               | 311   | -                  |
| 65+  | 276             | 65   | 89    | -                            | -     | 57                                | 65    | -                  |
| ? Total-Totaal   | 8,754           | 2,767  | 2,561 | -                            | -     | 1,682                             | 1,744 | -                  |
| 0 - 4  | 6               | -  | -     | -                            | -     | -                                 | -     | 6                  |
| 5 - 14   | 11              | 1  | 1     | -                            | 1     | 3                                 | 1     | 3                  |
| 15 - 24  | 8               | 1  | 7     | -                            | 3     | -                                 | -     | 2                  |
| 25 - 64  | 20              | 4  | 10    | -                            | -     | -                                 | -     | 2                  |
| 65+  | 1               | 1  | -     | -                            | -     | -                                 | -     | -                  |
| ? Total-Totaal   | 46              | 7  | 18    | -                            | 4     | 3                                 | 2     | 9                  |
| <b>Grand total - Groottotaal</b>                             | 9,346           | 2,994  | 2,812 | 46                           | 51    | 1,685                             | 1,746 | 3                  |

COLOUREDS  
TABLE 27 - BIRTHPLACE BY AGE

TABEL 27 - GEBORTEPLEK VOLGENS OUDERDOM

KLEURLINGE

| Birthplace<br>Totaal     | Age groups - Ouderdomsgroepe |       |       |       |       |       |       |       |     |       |                           |    | Geboorteplek |
|--------------------------|------------------------------|-------|-------|-------|-------|-------|-------|-------|-----|-------|---------------------------|----|--------------|
|                          | 0-14                         |       | 15-19 |       | 20-24 |       | 25-64 |       | 65+ |       | F.-V.                     | M. |              |
|                          | M.                           | F.-V. | M.    | F.-V. | M.    | F.-V. | M.    | F.-V. | M.  | F.-V. |                           |    |              |
| South Africa             | 1,786                        | 1,919 | 395   | 422   | 513   | 425   | 1,890 | 1,669 | 125 | 162   | Suid-Afrika               |    |              |
| Cape                     | 54                           | 71    | 30    | 39    | 127   | 68    | 683   | 530   | 88  | 108   | Kaap                      |    |              |
| Natal                    | 6                            | 8     | 4     | 3     | 5     | 4     | 40    | 38    | 5   | 3     | Natal                     |    |              |
| Transvaal                | 1,702                        | 1,819 | 354   | 373   | 367   | 340   | 1,059 | 996   | 20  | 33    | Transvaal                 |    |              |
| O.F.S.                   | 13                           | 7     | 5     | 5     | 13    | 9     | 95    | 92    | 10  | 16    | O.V.S.                    |    |              |
| South Africa (so stated) | 11                           | 14    | 2     | 2     | 1     | 4     | 13    | 13    | 2   | 2     | Suid-Afrika (so opgegeev) |    |              |
| Other in Africa          | 2                            | 3     | -     | -     | 1     | 2     | 18    | 9     | 2   | -     | Ander in Afrika           |    |              |
| Other                    | -                            | 1     | -     | -     | -     | -     | 3     | 1     | 1   | -     | Ander                     |    |              |
| Total                    | 1,788                        | 1,923 | 395   | 422   | 514   | 427   | 1,911 | 1,679 | 128 | 162   | Totaal                    |    |              |

COLOUREDS  
TABLE 28 - RELIGION BY AGE

TABEL 28 - GODSDIENS VOLGENS OUDERDOM

KLEURLINGE

| Religion                 | Age groups - Ouderdomsgroepe |       |       |       |       |       |       |       |     |       |                                |    | Godsdiens |
|--------------------------|------------------------------|-------|-------|-------|-------|-------|-------|-------|-----|-------|--------------------------------|----|-----------|
|                          | 0-14                         |       | 15-19 |       | 20-24 |       | 25-64 |       | 65+ |       | F.-V.                          | M. |           |
|                          | M.                           | F.-V. | M.    | F.-V. | M.    | F.-V. | M.    | F.-V. | M.  | F.-V. |                                |    |           |
| Nederduits Gereformeerde | 183                          | 186   | 39    | 48    | 68    | 51    | 250   | 202   | 25  | 17    | Nederduits Gereformeerde       |    |           |
| Gereformeerde            | 33                           | 35    | 11    | 6     | 9     | 7     | 34    | 34    | 3   | -     | Gereformeerde                  |    |           |
| Nederduits Hervormde     | 16                           | 11    | 4     | 3     | 2     | 2     | 10    | 6     | 1   | 1     | Nederduits Hervormde           |    |           |
| Anglican                 | 398                          | 442   | 95    | 105   | 108   | 85    | 438   | 378   | 23  | 43    | Anglikaanse                    |    |           |
| Methodist                | 139                          | 127   | 34    | 34    | 36    | 34    | 135   | 133   | 10  | 15    | Metodiste                      |    |           |
| Presbyterian             | 10                           | 14    | -     | 2     | 3     | 3     | 16    | 15    | -   | -     | Presbiteriaanse                |    |           |
| Congregational           | 181                          | 174   | 30    | 39    | 42    | 39    | 165   | 160   | 11  | 19    | Congregational                 |    |           |
| Lutheran                 | 76                           | 90    | 21    | 26    | 29    | 13    | 87    | 92    | 5   | 10    | Lutherse                       |    |           |
| Roman Catholic           | 185                          | 210   | 34    | 38    | 68    | 55    | 219   | 157   | 5   | 10    | Rooms-Katolieke                |    |           |
| Apostolic Faith Mission  | 32                           | 47    | 8     | 8     | 8     | 9     | 32    | 33    | 2   | 4     | Apostoliese Geloofsending      |    |           |
| Other Christian          | 391                          | 466   | 74    | 69    | 91    | 88    | 368   | 342   | 22  | 25    | Ander Christelike              |    |           |
| Hindu                    | 1                            | 2     | 1     | -     | 1     | -     | 1     | 8     | -   | 1     | Hindoe                         |    |           |
| Islam                    | 78                           | 53    | 14    | 21    | 19    | 16    | 56    | 48    | 2   | 6     | Islam                          |    |           |
| Other                    | 43                           | 44    | 6     | 9     | 8     | 8     | 34    | 34    | 6   | 1     | Ander                          |    |           |
| Object and no religion   | 14                           | 8     | 8     | 5     | 8     | 5     | 26    | 8     | 1   | 1     | Maak beswaar en geen godsdiens |    |           |
| ?                        | 16                           | 24    | 16    | 8     | 14    | 12    | 35    | 22    | 9   | 6     | ?                              |    |           |
| Total                    | 1,796                        | 1,933 | 395   | 421   | 514   | 427   | 1,906 | 1,672 | 125 | 159   | Totaal                         |    |           |

1/ Includes age unspecified

1/ Sluit ouderdom ongespesifiseer in.

COLOUREDS  
TABLE 29 - BIRTHPLACE BY INDUSTRY

KLEURLINGE  
TABEL 29 - GEBORTEPLEK VOLGENS NYWERHEID

| Birthplace and sex | Total | Industry divisions - Nywerheidsafdelings |         |        |               |              |             |                            |             |           |        | Not economically active | Geborteplek en geslag |          |                            |
|--------------------|-------|--|---------|--------|---------------|--------------|-------------|----------------------------|-------------|-----------|--------|-------------------------|-----------------------|----------|----------------------------|
|                    |       | Agriculture                              |         | Mining | Manufacturing | Construction | Electricity | Commerce                   |             | Transport |        |                         |                       | Services | Unemployed and unspecified |
|                    |       | Agri-culture                             | Landbou |        |               |              |             | Wholesale and retail trade | Motor trade | Other     | Handel |                         |                       |          |                            |
|                    | M.    | 69                                       | 208     | 798    | 193           | 4            | 198         | 57                         | 11          | 60        | 601    | 438                     | 2,072                 |          | Suid-Afrika                |
|                    | F.    | 4  | 4       | 383    | 2             | -            | 11          | 1                          | -           | 1         | 511    | 245                     | 3,439                 |          | M.                         |
|                    | T.    | 73                                       | 208     | 1,181  | 195           | 4            | 209         | 58                         | 11          | 61        | 1,112  | 683                     | 5,511                 |          | V.                         |
|                    | M.    | 32                                       | 91      | 192    | 90            | -            | 68          | 21                         | 4           | 20        | 238    | 107                     | 119                   |          | Kaap                       |
|                    | F.    | -  | -       | 76     | -             | -            | 3           | -                          | -           | -         | 176    | 27                      | 534                   |          | M.                         |
|                    | T.    | 32                                       | 91      | 268    | 90            | -            | 71          | 21                         | 4           | 20        | 414    | 134                     | 653                   |          | V.                         |
|                    | M.    | -  | 3       | 23     | 1             | -            | 4           | -                          | -           | 1         | 9      | 7                       | 12                    |          | Natal                      |
|                    | F.    | -  | -       | 8      | -             | -            | -           | -                          | -           | -         | 7      | 2                       | 39                    |          | M.                         |
|                    | T.    | -  | 3       | 31     | 1             | -            | 4           | -                          | -           | 1         | 16     | 9                       | 51                    |          | V.                         |
|                    | M.    | 29                                       | 99      | 550    | 93            | 4            | 117         | 33                         | 7           | 36        | 325    | 301                     | 1,908                 |          | Transvaal                  |
|                    | F.    | 4  | -       | 290    | 2             | -            | 7           | 1                          | -           | 1         | 285    | 206                     | 2,765                 |          | M.                         |
|                    | T.    | 33                                       | 99      | 840    | 95            | 4            | 124         | 34                         | 7           | 37        | 610    | 507                     | 4,673                 |          | V.                         |
|                    | M.    | 4  | 14      | 33     | 8             | -            | 8           | 2                          | -           | 3         | 26     | 17                      | 21                    |          | O.V.S.                     |
|                    | F.    | -  | -       | 6      | -             | -            | 1           | -                          | -           | -         | 38     | 7                       | 77                    |          | M.                         |
|                    | T.    | 4  | 14      | 39     | 8             | -            | 9           | 2                          | -           | 3         | 64     | 24                      | 98                    |          | V.                         |
|                    | M.    | 4  | 1       | 3      | 1             | -            | 1           | 1                          | -           | -         | 3      | 6                       | 12                    |          | Suid-Afrika (so opgegees)  |
|                    | F.    | 4  | -       | 3      | -             | -            | -           | -                          | -           | -         | -      | 3                       | 24                    |          | M.                         |
|                    | T.    | 4  | 1       | 3      | 1             | -            | 1           | 1                          | -           | -         | 8      | 9                       | 36                    |          | V.                         |
|                    | M.    | 1  | 1       | 4      | 2             | -            | 4           | 2                          | -           | -         | 2      | 2                       | 5                     |          | Ander in Afrika            |
|                    | F.    | -  | -       | -      | -             | -            | -           | -                          | -           | -         | 3      | -                       | 11                    |          | M.                         |
|                    | T.    | 1  | 1       | 4      | 2             | -            | 4           | 2                          | -           | -         | 5      | 2                       | 16                    |          | V.                         |
|                    | M.    | 4  | -       | -      | -             | -            | 1           | -                          | -           | -         | 2      | -                       | -                     |          | Ander                      |
|                    | F.    | 2  | -       | -      | -             | -            | -           | -                          | -           | -         | 1      | -                       | 1                     |          | M.                         |
|                    | T.    | 6  | -       | -      | -             | -            | -           | -                          | -           | -         | 3      | -                       | 1                     |          | V.                         |
|                    | M.    | 4,736                                    | 71      | 802    | 195           | 4            | 203         | 59                         | 11          | 60        | 605    | 440                     | 2,077                 |          | Totaal                     |
|                    | F.    | 4,613                                    | 4       | 383    | 2             | -            | 11          | 1                          | -           | 1         | 515    | 245                     | 3,451                 |          | M.                         |
|                    | T.    | 9,349                                    | 75      | 1,185  | 197           | 4            | 214         | 60                         | 11          | 61        | 1,120  | 683                     | 5,528                 |          | V.                         |

COLOUREDS  
TABLE 30 - INDUSTRY BY AGE

KLEURLINGE  
TABEL 30 - NYWERHEID VOLGENS OUDERDOM

| Industry divisions         | Total - Totaal |       | Age groups - Ouderdomsgroepe |       |       |       |       |       |       |       |     |       | Nywerheidsafdelings |       |   |   |   |   |
|----------------------------|----------------|-------|------------------------------|-------|-------|-------|-------|-------|-------|-------|-----|-------|---------------------|-------|---|---|---|---|
|                            | T.             | M.    | -20                          |       | 20-24 |       | 25-34 |       | 35-64 |       | 65+ |       | M.                  | F.-V. |   |   |   |   |
|                            |                |       | M.                           | F.-V. | M.    | F.-V. | M.    | F.-V. | M.    | F.-V. | M.  | F.-V. |                     |       |   |   |   |   |
| Agriculture                | 75             | 71    | 4                            | 4     | 2     | 3     | 22    | -     | 39    | 2     | 2   | -     | -                   | -     | - | - | - | - |
| Mining                     | 209            | 209   | -                            | -     | 3     | 11    | 53    | -     | 130   | -     | 12  | -     | -                   | -     | - | - | - | - |
| Manufacturing              | 1,185          | 802   | 383                          | 383   | 65    | 168   | 280   | 115   | 280   | 74    | 7   | -     | -                   | -     | 2 | - | - | - |
| Construction               | 197            | 195   | 2                            | 2     | 8     | 27    | 39    | 1     | 117   | -     | 3   | -     | -                   | -     | 1 | - | - | - |
| Electricity                | 4              | 4     | -                            | -     | -     | 1     | 2     | -     | 1     | -     | -   | -     | -                   | -     | - | - | - | - |
| Commerce                   |                |       |                              |       |       |       |       |       |       |       |     |       |                     |       |   |   |   |   |
| Wholesale and retail trade | 214            | 203   | 11                           | 11    | 11    | 35    | 50    | 2     | 104   | 5     | 3   | -     | -                   | -     | - | - | - | - |
| Motor trade                | 60             | 59    | 1                            | 1     | 6     | 10    | 18    | -     | 25    | 1     | -   | -     | -                   | -     | - | - | - | - |
| Other                      | 11             | 11    | -                            | -     | 2     | 2     | 2     | -     | 5     | -     | -   | -     | -                   | -     | - | - | - | - |
| Transport                  | 61             | 60    | 1                            | 1     | -     | 8     | 22    | -     | 30    | -     | -   | -     | -                   | -     | - | - | - | - |
| Services                   | 1,120          | 605   | 515                          | 515   | 39    | 155   | 173   | 138   | 209   | 204   | 28  | 9     | 1                   | 3     | 1 | 1 | 3 | 3 |
| Unemployed and unspecified | 685            | 440   | 245                          | 245   | 86    | 101   | 98    | 43    | 164   | 30    | 8   | 6     | 1                   | -     | 1 | 1 | - | - |
| Total economically active  | 3,821          | 2,659 | 1,162                        | 1,162 | 225   | 503   | 759   | 299   | 1,104 | 316   | 63  | 15    | 5                   | 3     | 5 | 5 | 3 | 3 |
| Not economically active    | 5,528          | 2,077 | 3,451                        | 3,451 | 1,958 | 2,095 | 10    | 405   | 33    | 652   | 65  | 144   | -                   | 4     | - | - | - | - |
| Total                      | 9,349          | 4,736 | 4,613                        | 4,613 | 2,183 | 2,348 | 769   | 704   | 1,137 | 968   | 128 | 159   | 5                   | 7     | 5 | 7 | 7 | 7 |

TABLE 31 - INDUSTRY BY IDENTITY OF EMPLOYER

TABEL 31 - NYWERHEID VOLGENS IDENTITEIT VAN WERKEGWER

KLEURLINGE

| Industry divisions                     | Identity of employer - Identiteit van werkegwer |                 |                           |                           |               |   |   |   |                      |  | Non-profit-<br>motive<br>organi-<br>sations | Not<br>eco-<br>nomi-<br>cally<br>active<br>1/ |  |                            |  |  |  |  |  |
|--|---|-----------------|---------------------------|---------------------------|---------------|---|---|---|----------------------|--|---|---|--|----------------------------|--|--|--|--|--|
|  | Public authorities<br>Openbare owerhede         |                 |                           |                           |               | Sub-<br>sidiary<br>public<br>author-<br>ities             |   | Public<br>sub-<br>sidi-<br>zied<br>insti-<br>tutions                      |                      |  |   |   | Private<br>busi-<br>ness<br>enter-<br>prises |                            |  |  |  |  |  |
|  | Gov-<br>ern-<br>ment                            | Provin-<br>cial | Local<br>author-<br>ities | Bantu<br>author-<br>ities | Over-<br>hede | Order-<br>ge-<br>skikte<br>open-<br>bare<br>ower-<br>hede | Open-<br>bare<br>ge-<br>sidi-<br>erde<br>instel-<br>lings | S.A.R.<br>& H.<br>and<br>S.A.A.<br>& H.<br>S.A.S.<br>& H.<br>en<br>S.A.L. | Other<br>Korporasies | Private<br>busi-<br>ness<br>enter-<br>prises |   |   | Private<br>house-<br>holds                   | Private<br>house-<br>holds |  |  |  |  |  |
| Agriculture                            |   |                 |                           |                           |               |   |   |   |                      |  |   |   |  |                            |  |  |  |  |  |
|  | M.  |                 |                           |                           |               |   |   |   |                      |  |   |   |  |                            |  |  |  |  |  |
|  | F.  |                 |                           |                           |               |   |   |   |                      |  |   |   |  |                            |  |  |  |  |  |
|  | T.  |                 |                           |                           |               |   |   |   |                      |  |   |   |  |                            |  |  |  |  |  |
| Mining                                 |   |                 |                           |                           |               |   |   |   |                      |  |   |   |  |                            |  |  |  |  |  |
|  | M.  |                 |                           |                           |               |   |   |   |                      |  |   |   |  |                            |  |  |  |  |  |
|  | F.  |                 |                           |                           |               |   |   |   |                      |  |   |   |  |                            |  |  |  |  |  |
|  | T.  |                 |                           |                           |               |   |   |   |                      |  |   |   |  |                            |  |  |  |  |  |
| Manufacturing                          |   |                 |                           |                           |               |   |   |   |                      |  |   |   |  |                            |  |  |  |  |  |
|  | M.  |                 |                           |                           |               |   |   |   |                      |  |   |   |  |                            |  |  |  |  |  |
|  | F.  |                 |                           |                           |               |   |   |   |                      |  |   |   |  |                            |  |  |  |  |  |
|  | T.  |                 |                           |                           |               |   |   |   |                      |  |   |   |  |                            |  |  |  |  |  |
| Construction                           |   |                 |                           |                           |               |   |   |   |                      |  |   |   |  |                            |  |  |  |  |  |
|  | M.  |                 |                           |                           |               |   |   |   |                      |  |   |   |  |                            |  |  |  |  |  |
|  | F.  |                 |                           |                           |               |   |   |   |                      |  |   |   |  |                            |  |  |  |  |  |
|  | T.  |                 |                           |                           |               |   |   |   |                      |  |   |   |  |                            |  |  |  |  |  |
| Electricity                            |   |                 |                           |                           |               |   |   |   |                      |  |   |   |  |                            |  |  |  |  |  |
|  | M.  |                 |                           |                           |               |   |   |   |                      |  |   |   |  |                            |  |  |  |  |  |
|  | F.  |                 |                           |                           |               |   |   |   |                      |  |   |   |  |                            |  |  |  |  |  |
|  | T.  |                 |                           |                           |               |   |   |   |                      |  |   |   |  |                            |  |  |  |  |  |
| Commerce<br>Wholesale and retail trade |   |                 |                           |                           |               |   |   |   |                      |  |   |   |  |                            |  |  |  |  |  |
|  | M.  |                 |                           |                           |               |   |   |   |                      |  |   |   |  |                            |  |  |  |  |  |
|  | F.  |                 |                           |                           |               |   |   |   |                      |  |   |   |  |                            |  |  |  |  |  |
|  | T.  |                 |                           |                           |               |   |   |   |                      |  |   |   |  |                            |  |  |  |  |  |
| Motor trade                            |   |                 |                           |                           |               |   |   |   |                      |  |   |   |  |                            |  |  |  |  |  |
|  | M.  |                 |                           |                           |               |   |   |   |                      |  |   |   |  |                            |  |  |  |  |  |
|  | F.  |                 |                           |                           |               |   |   |   |                      |  |   |   |  |                            |  |  |  |  |  |
|  | T.  |                 |                           |                           |               |   |   |   |                      |  |   |   |  |                            |  |  |  |  |  |
| Other                                  |   |                 |                           |                           |               |   |   |   |                      |  |   |   |  |                            |  |  |  |  |  |
|  | M.  |                 |                           |                           |               |   |   |   |                      |  |   |   |  |                            |  |  |  |  |  |
|  | F.  |                 |                           |                           |               |   |   |   |                      |  |   |   |  |                            |  |  |  |  |  |
|  | T.  |                 |                           |                           |               |   |   |   |                      |  |   |   |  |                            |  |  |  |  |  |
| Transport                              |   |                 |                           |                           |               |   |   |   |                      |  |   |   |  |                            |  |  |  |  |  |
|  | M.  |                 |                           |                           |               |   |   |   |                      |  |   |   |  |                            |  |  |  |  |  |
|  | F.  |                 |                           |                           |               |   |   |   |                      |  |   |   |  |                            |  |  |  |  |  |
|  | T.  |                 |                           |                           |               |   |   |   |                      |  |   |   |  |                            |  |  |  |  |  |
| Services                               |   |                 |                           |                           |               |   |   |   |                      |  |   |   |  |                            |  |  |  |  |  |
|  | M.  |                 |                           |                           |               |   |   |   |                      |  |   |   |  |                            |  |  |  |  |  |
|  | F.  |                 |                           |                           |               |   |   |   |                      |  |   |   |  |                            |  |  |  |  |  |
|  | T.  |                 |                           |                           |               |   |   |   |                      |  |   |   |  |                            |  |  |  |  |  |

TABLE 31 - INDUSTRY BY IDENTITY OF EMPLOYER

KLEURLINGE

TABEL 31 - NYWERHEID VOLGENS IDENTITEIT VAN WERKEGWER

| Industry divisions         | Identity of employer - Identiteit van werkegwer |                 |                           |                           |               |   |   |   |                      |  | Non-profit-<br>motive<br>organi-<br>sations | Not<br>eco-<br>nomi-<br>cally<br>active<br>1/ |  |                            |  |  |  |  |  |
|----------------------------|---|-----------------|---------------------------|---------------------------|---------------|---|---|---|----------------------|--|---|---|--|----------------------------|--|--|--|--|--|
|                            | Public authorities<br>Openbare owerhede         |                 |                           |                           |               | Sub-<br>sidiary<br>public<br>author-<br>ities             |   | Public<br>sub-<br>sidi-<br>zied<br>insti-<br>tutions                      |                      |  |   |   | Private<br>busi-<br>ness<br>enter-<br>prises |                            |  |  |  |  |  |
|                            | Gov-<br>ern-<br>ment                            | Provin-<br>cial | Local<br>author-<br>ities | Bantu<br>author-<br>ities | Over-<br>hede | Order-<br>ge-<br>skikte<br>open-<br>bare<br>ower-<br>hede | Open-<br>bare<br>ge-<br>sidi-<br>erde<br>instel-<br>lings | S.A.R.<br>& H.<br>and<br>S.A.A.<br>& H.<br>S.A.S.<br>& H.<br>en<br>S.A.L. | Other<br>Korporasies | Private<br>busi-<br>ness<br>enter-<br>prises |   |   | Private<br>house-<br>holds                   | Private<br>house-<br>holds |  |  |  |  |  |
| Unemployed and unspecified |   |                 |                           |                           |               |   |   |   |                      |  |   |   |  |                            |  |  |  |  |  |
|                            | M.  |                 |                           |                           |               |   |   |   |                      |  |   |   |  |                            |  |  |  |  |  |
|                            | F.  |                 |                           |                           |               |   |   |   |                      |  |   |   |  |                            |  |  |  |  |  |
|                            | T.  |                 |                           |                           |               |   |   |   |                      |  |   |   |  |                            |  |  |  |  |  |
| Total economically active  |   |                 |                           |                           |               |   |   |   |                      |  |   |   |  |                            |  |  |  |  |  |
|                            | M.  |                 |                           |                           |               |   |   |   |                      |  |   |   |  |                            |  |  |  |  |  |
|                            | F.  |                 |                           |                           |               |   |   |   |                      |  |   |   |  |                            |  |  |  |  |  |
|                            | T.  |                 |                           |                           |               |   |   |   |                      |  |   |   |  |                            |  |  |  |  |  |
| Not economically active    |   |                 |                           |                           |               |   |   |   |                      |  |   |   |  |                            |  |  |  |  |  |
|                            | M.  |                 |                           |                           |               |   |   |   |                      |  |   |   |  |                            |  |  |  |  |  |
|                            | F.  |                 |                           |                           |               |   |   |   |                      |  |   |   |  |                            |  |  |  |  |  |
|                            | T.  |                 |                           |                           |               |   |   |   |                      |  |   |   |  |                            |  |  |  |  |  |
| Total                      |   |                 |                           |                           |               |   |   |   |                      |  |   |   |  |                            |  |  |  |  |  |
|                            | M.  |                 |                           |                           |               |   |   |   |                      |  |   |   |  |                            |  |  |  |  |  |
|                            | F.  |                 |                           |                           |               |   |   |   |                      |  |   |   |  |                            |  |  |  |  |  |
|                            | T.  |                 |                           |                           |               |   |   |   |                      |  |   |   |  |                            |  |  |  |  |  |

1/ Includes unemployed and unspecified

1/ Sluit in werkloos en ongespesifiseer

COLOURS  
TABLE 32 - INDUSTRY BY INCOME AND WORK STATUS  
MALE

TABEL 32 - NYMERHEID VOLGENS INKOMSTE EN WERKSTATUS  
MANLIK

KLEURLINGE

| Industry divisions and work status<br>Nyeerheidsafdelings en werkstatus | Total<br>Totaal | Income (Rand) - Inkomste (Rand) |      |         |         |         |         |         |         |         |             | 1,000-1,999 | 2,000+ | ?  |   |    |
|---|-----------------|---------------------------------|------|---------|---------|---------|---------|---------|---------|---------|-------------|-------------|--------|----|---|----|
|   |                 | None<br>Geen                    | -100 | 100-199 | 200-299 | 300-399 | 400-499 | 500-599 | 600-799 | 800-999 | 1,000-1,999 |             |        |    |   |    |
| Agriculture<br>Employer   | 2               | -                               | -    | -       | -       | -       | -       | -       | -       | -       | -           | -           | -      | 1  | - | 1  |
| Employee  | 69              | 14                              | 21   | 16      | 6       | 4       | 4       | 2       | -       | -       | -           | -           | -      | 1  | - | 5  |
| Total   | 71              | 14                              | 21   | 16      | 6       | 4       | 4       | 2       | -       | -       | -           | -           | -      | 1  | - | 6  |
| Mining<br>Employer  | 209             | -                               | 4    | 4       | 43      | 88      | 37      | -       | -       | -       | -           | -           | -      | -  | - | -  |
| Employee  | 209             | 2                               | 4    | 4       | 43      | 88      | 37      | -       | -       | -       | -           | -           | -      | -  | - | -  |
| Total   | 209             | 2                               | 4    | 4       | 43      | 88      | 37      | -       | -       | -       | -           | -           | -      | -  | - | -  |
| Manufacturing<br>Employer   | 28              | 5                               | 4    | -       | 5       | 4       | 4       | -       | -       | -       | -           | -           | -      | -  | - | -  |
| Employee  | 773             | 36                              | 36   | 36      | 137     | 137     | 105     | 45      | 81      | 48      | 83          | 1           | -      | 1  | - | 18 |
| Total   | 801             | 52                              | 40   | 36      | 142     | 141     | 109     | 47      | 84      | 48      | 84          | 1           | -      | 1  | - | 18 |
| Construction<br>Employer  | 67              | 12                              | 9    | 3       | 22      | 10      | 6       | 3       | 1       | 7       | 1           | 1           | -      | -  | - | 6  |
| Employee  | 128             | 27                              | 13   | 13      | 29      | 18      | 11      | 1       | 7       | -       | 3           | 3           | -      | -  | - | 6  |
| Total   | 195             | 39                              | 22   | 16      | 51      | 28      | 17      | 4       | 8       | -       | 4           | 4           | -      | -  | - | 6  |
| Electricity<br>Employer   | 4               | -                               | 1    | -       | -       | 1       | 1       | -       | -       | -       | -           | -           | -      | -  | - | -  |
| Employee  | 4               | -                               | 1    | -       | 1       | 1       | 1       | -       | -       | -       | -           | -           | -      | -  | - | -  |
| Total   | 4               | -                               | 1    | -       | 1       | 1       | 1       | -       | -       | -       | -           | -           | -      | -  | - | -  |
| Commerce<br>Wholesale and retail trade<br>Employer                      | 17              | 4                               | 1    | 3       | 4       | 1       | 3       | -       | -       | -       | -           | -           | -      | 1  | - | -  |
| Employee  | 185             | 23                              | 10   | 12      | 30      | 35      | 15      | 3       | 25      | 13      | 17          | -           | -      | 1  | - | 2  |
| Total   | 202             | 27                              | 11   | 15      | 34      | 36      | 18      | 3       | 25      | 13      | 18          | -           | -      | 1  | - | 2  |
| Motor trade<br>Employer   | 3               | 7                               | 1    | 4       | 1       | 1       | 6       | -       | -       | -       | -           | -           | -      | -  | - | -  |
| Employee  | 56              | 7                               | 4    | 4       | 10      | 15      | 6       | 3       | 4       | 1       | 1           | -           | -      | -  | - | -  |
| Total   | 59              | 7                               | 5    | 4       | 11      | 15      | 6       | 3       | 4       | 1       | 1           | -           | -      | -  | - | -  |
| Other<br>Employer   | -               | -                               | -    | -       | -       | -       | -       | -       | -       | -       | -           | -           | -      | -  | - | -  |
| Employee  | 11              | 1                               | 1    | 1       | 2       | 3       | -       | -       | -       | -       | -           | -           | -      | -  | - | -  |
| Total   | 11              | 1                               | 1    | 1       | 2       | 3       | -       | -       | -       | -       | -           | -           | -      | -  | - | -  |
| Transport<br>Employer   | 9               | 1                               | -    | -       | -       | -       | -       | -       | -       | -       | -           | -           | -      | -  | - | -  |
| Employee  | 51              | 8                               | 1    | 1       | 3       | 5       | 9       | 5       | 9       | 2       | 6           | -           | -      | -  | - | 2  |
| Total   | 60              | 9                               | 1    | 1       | 3       | 5       | 9       | 5       | 9       | 2       | 6           | -           | -      | -  | - | 2  |
| Services<br>Employer  | 11              | 4                               | 1    | -       | 2       | -       | -       | -       | -       | -       | -           | -           | -      | -  | - | -  |
| Employee  | 595             | 28                              | 60   | 71      | 81      | 145     | 61      | 25      | 24      | 17      | 44          | -           | -      | -  | - | 25 |
| Total   | 606             | 32                              | 61   | 71      | 83      | 145     | 62      | 25      | 26      | 18      | 44          | -           | -      | -  | - | 25 |
| Unemployed and unspecified<br>Employer                                  | 9               | 8                               | 2    | 1       | 15      | 18      | 7       | 3       | 5       | 2       | 5           | -           | -      | -  | - | 4  |
| Employee  | 438             | 329                             | 27   | 23      | 15      | 18      | 7       | 7       | 5       | 2       | 5           | -           | -      | -  | - | 4  |
| Total   | 447             | 337                             | 27   | 24      | 15      | 18      | 7       | 7       | 5       | 2       | 5           | -           | -      | -  | - | 4  |
| Total economically active   |                 |                                 |      |         |         |         |         |         |         |         |             |             |        |    |   |    |
| Employer  | 146             | 34                              | 16   | 7       | 34      | 16      | 14      | 5       | 6       | 3       | 10          | -           | -      | 1  | - | 1  |
| Employee  | 2,519           | 486                             | 177  | 337     | 469     | 469     | 234     | 106     | 162     | 86      | 159         | -           | -      | 15 | - | 67 |
| Total   | 2,665           | 520                             | 193  | 188     | 391     | 484     | 268     | 111     | 168     | 89      | 169         | -           | -      | 16 | - | 68 |
| Not economically active   |                 |                                 |      |         |         |         |         |         |         |         |             |             |        |    |   |    |
| Total   | 2,071           | 2,003                           | 28   | 20      | 11      | 1       | -       | -       | -       | -       | -           | -           | -      | -  | - | 7  |
| Total   | 4,736           | 2,523                           | 221  | 208     | 402     | 485     | 268     | 111     | 168     | 89      | 169         | -           | -      | 17 | - | 75 |

COLOURS  
TABLE 32 - INDUSTRY BY INCOME AND WORK STATUS  
FEMALE

TABEL 32 - NYMERHEID VOLGENS INKOMSTE EN WERKSTATUS  
VROULIK

KLEURLINGE

| Industry divisions and work status<br>Nyeerheidsafdelings en werkstatus | Total<br>Totaal | Income (Rand) - Inkomste (Rand) |      |         |         |         |         |         |         |         |             | 1,000-1,999 | 2,000+ | ? |   |   |    |
|---|-----------------|---------------------------------|------|---------|---------|---------|---------|---------|---------|---------|-------------|-------------|--------|---|---|---|----|
|   |                 | None<br>Geen                    | -100 | 100-199 | 200-299 | 300-399 | 400-499 | 500-599 | 600-799 | 800-999 | 1,000-1,999 |             |        |   |   |   |    |
| Landbou<br>Werkgeer   | 4               | -                               | -    | 1       | -       | -       | -       | -       | -       | -       | -           | -           | -      | - | - | - | 2  |
| Werknemer   | 4               | 1                               | -    | 1       | -       | -       | -       | -       | -       | -       | -           | -           | -      | - | - | - | 2  |
| Totaal  | 4               | 1                               | -    | 1       | -       | -       | -       | -       | -       | -       | -           | -           | -      | - | - | - | 2  |
| Mynese<br>Werkgeer  | -               | -                               | -    | -       | -       | -       | -       | -       | -       | -       | -           | -           | -      | - | - | - | -  |
| Werknemer   | -               | -                               | -    | -       | -       | -       | -       | -       | -       | -       | -           | -           | -      | - | - | - | -  |
| Totaal  | -               | -                               | -    | -       | -       | -       | -       | -       | -       | -       | -           | -           | -      | - | - | - | -  |
| Fabriekswese<br>Werkgeer  | 383             | 6                               | 28   | 34      | 88      | 69      | 52      | 30      | 56      | 8       | 3           | -           | -      | - | - | - | 9  |
| Werknemer   | 383             | 6                               | 28   | 34      | 88      | 69      | 52      | 30      | 56      | 8       | 3           | -           | -      | - | - | - | 9  |
| Totaal  | 383             | 6                               | 28   | 34      | 88      | 69      | 52      | 30      | 56      | 8       | 3           | -           | -      | - | - | - | 9  |
| Konstruksie<br>Werkgeer   | 1               | -                               | -    | 1       | -       | -       | -       | -       | -       | -       | -           | -           | -      | - | - | - | 1  |
| Werknemer   | 1               | -                               | -    | 1       | -       | -       | -       | -       | -       | -       | -           | -           | -      | - | - | - | 1  |
| Totaal  | 2               | -                               | -    | 1       | -       | -       | -       | -       | -       | -       | -           | -           | -      | - | - | - | 1  |
| Elektrisiteit<br>Werkgeer   | -               | -                               | -    | -       | -       | -       | -       | -       | -       | -       | -           | -           | -      | - | - | - | -  |
| Werknemer   | -               | -                               | -    | -       | -       | -       | -       | -       | -       | -       | -           | -           | -      | - | - | - | -  |
| Totaal  | -               | -                               | -    | -       | -       | -       | -       | -       | -       | -       | -           | -           | -      | - | - | - | -  |
| Handel<br>Groot- en kleinhandel<br>Werkgeer                             | 11              | 1                               | 1    | -       | 3       | 1       | 2       | 2       | 1       | -       | -           | -           | -      | - | - | - | -  |
| Werknemer   | 11              | 1                               | 1    | -       | 3       | 1       | 2       | 2       | 1       | -       | -           | -           | -      | - | - | - | -  |
| Totaal  | 11              | 1                               | 1    | -       | 3       | 1       | 2       | 2       | 1       | -       | -           | -           | -      | - | - | - | -  |
| Motorhandel<br>Werkgeer   | 1               | -                               | -    | -       | -       | -       | -       | -       | -       | -       | -           | -           | -      | - | - | - | -  |
| Werknemer   | 1               | -                               | -    | -       | -       | -       | -       | -       | -       | -       | -           | -           | -      | - | - | - | -  |
| Totaal  | 1               | -                               | -    | -       | -       | -       | -       | -       | -       | -       | -           | -           | -      | - | - | - | -  |
| Ander<br>Werkgeer   | -               | -                               | -    | -       | -       | -       | -       | -       | -       | -       | -           | -           | -      | - | - | - | -  |
| Werknemer   | -               | -                               | -    | -       | -       | -       | -       | -       | -       | -       | -           | -           | -      | - | - | - | -  |
| Totaal  | -               | -                               | -    | -       | -       | -       | -       | -       | -       | -       | -           | -           | -      | - | - | - | -  |
| Vervoer<br>Werkgeer   | 1               | -                               | 1    | -       | -       | -       | -       | -       | -       | -       | -           | -           | -      | - | - | - | -  |
| Werknemer   | 1               | -                               | 1    | -       | -       | -       | -       | -       | -       | -       | -           | -           | -      | - | - | - | -  |
| Totaal  | 1               | -                               | 1    | -       | -       | -       | -       | -       | -       | -       | -           | -           | -      | - | - | - | -  |
| Dienste<br>Werkgeer   | 10              | 1                               | 5    | 1       | 19      | 13      | 9       | 2       | 9       | 6       | 4           | -           | -      | - | - | - | 1  |
| Werknemer   | 505             | 32                              | 201  | 172     | 20      | 13      | 9       | 3       | 9       | 6       | 4           | -           | -      | - | - | - | 38 |
| Totaal  | 515             | 35                              | 206  | 173     | 20      | 13      | 9       | 3       | 9       | 6       | 4           | -           | -      | - | - | - | 39 |
| Werkloos en ongespesifiseer<br>Werkgeer                                 | -               | -                               | -    | -       | 1       | 2       | 2       | 1       | 5       | 1       | -           | -           | -      | - | - | - | -  |
| Werknemer   | 245             | 217                             | 8    | 8       | 1       | 2       | 2       | 1       | 5       | 1       | -           | -           | -      | - | - | - | -  |
| Totaal  | 245             | 217                             | 8    | 8       | 1       | 2       | 2       | 1       | 5       | 1       | -           | -           | -      | - | - | - | -  |
| Totaal ekonomies bedrywig<br>Werkgeer                                   | 11              | 1                               | 5    | 2       | 1       | 86      | 65      | 35      | 71      | 15      | 7           | -           | -      | - | - | - | 1  |
| Werknemer   | 1,151           | 257                             | 239  | 215     | 111     | 86      | 65      | 35      | 71      | 15      | 7           | -           | -      | - | - | - | 50 |
| Totaal  | 1,162           | 258                             | 244  | 217     | 112     | 86      | 65      | 36      | 71      | 15      | 7           | -           | -      | - | - | - | 51 |
| Nie-ekonomies bedrywig<br>Totaal  | 3,451           | 3,250                           | 93   | 76      | 13      | 3       | 2       | 1       | 3       | -       | 1           | -           | -      | - | - | - | 9  |
| Totaal  | 4,613           | 3,508                           | 337  | 293     | 125     | 89      | 67      | 37      | 74      | 15      | 8           | -           | -      | - | - | - | 60 |



COLOURS  
TABLE 33 - OCCUPATION BY INDUSTRY

KLEURLINGE  
TABLE 33 - BEROEP VOLGENS NYWERHEID

| Major occupational groups                       | Industry divisions - Nywerheidsafdelings |        |               |              |             |                            |             |           |          |       |       | Unemployed and unskilled workers | Not economically active |
|---|--|--------|---------------|--------------|-------------|----------------------------|-------------|-----------|----------|-------|-------|----------------------------------|-------------------------|
|   | Agriculture                              | Mining | Manufacturing | Construction | Electricity | Commerce                   |             | Transport | Services | Other | Total |                                  |                         |
|   |  |        |               |              |             | Wholesale and retail trade | Motor trade |           |          |       |       |                                  |                         |
| Professional, technical and related worker      | -  | -      | 4             | -            | -           | -                          | -           | -         | 73       | -     | 73    | 1                                | -                       |
| Administrative, executive and managerial worker | -  | -      | 4             | -            | -           | -                          | -           | -         | 34       | -     | 34    | 1                                | -                       |
| Public administrative official                  | -  | -      | -             | -            | -           | -                          | -           | -         | 107      | -     | 107   | 2                                | -                       |
| Managerial worker                               | -  | -      | -             | -            | -           | -                          | -           | -         | -        | -     | -     | -                                | -                       |
| Clerical worker                                 | -  | -      | -             | -            | -           | -                          | -           | -         | -        | -     | -     | -                                | -                       |
| Sales worker                                    | -  | -      | -             | -            | -           | -                          | -           | -         | -        | -     | -     | -                                | -                       |
| Working proprietor                              | -  | -      | -             | -            | -           | -                          | -           | -         | -        | -     | -     | -                                | -                       |
| Other   | -  | -      | -             | -            | -           | -                          | -           | -         | -        | -     | -     | -                                | -                       |
| Farmer, fisherman, lumberman and related worker | 64                                       | 1      | 1             | -            | -           | -                          | -           | -         | -        | -     | -     | -                                | -                       |
| Farmer, farmworker, lumberman                   | 3  | -      | -             | -            | -           | -                          | -           | -         | -        | -     | -     | -                                | -                       |
| Other   | 3  | -      | -             | -            | -           | -                          | -           | -         | -        | -     | -     | -                                | -                       |
| Miner, quarryman and related worker             | -  | 39     | -             | -            | -           | -                          | -           | -         | -        | -     | -     | -                                | -                       |
| Total   | 111                                      | 40     | 802           | 195          | 4           | 203                        | 59          | 11        | 605      | 60    | 605   | 440                              | 2,077                   |
|   | 3  | -      | 383           | 2            | -           | 11                         | 1           | -         | 515      | 1     | 515   | 245                              | 3,451                   |
|   | 114                                      | 79     | 1,185         | 197          | 4           | 214                        | 60          | 11        | 1,120    | 61    | 1,120 | 685                              | 5,328                   |

COLOURS  
TABLE 33 - OCCUPATION BY INDUSTRY

KLEURLINGE  
TABLE 33 - BEROEP VOLGENS NYWERHEID

| Major occupational groups                 | Industry divisions - Nywerheidsafdelings |        |               |              |             |                            |             |           |          |       |       | Unemployed and unskilled workers | Not economically active |
|---|--|--------|---------------|--------------|-------------|----------------------------|-------------|-----------|----------|-------|-------|----------------------------------|-------------------------|
|   | Agriculture                              | Mining | Manufacturing | Construction | Electricity | Commerce                   |             | Transport | Services | Other | Total |                                  |                         |
|   |  |        |               |              |             | Wholesale and retail trade | Motor trade |           |          |       |       |                                  |                         |
| Worker in transport and communication     | 2  | 12     | 78            | 2            | -           | 66                         | 6           | 2         | 13       | -     | 13    | 19                               | -                       |
| Craftsman, production worker and labourer | 2  | 12     | 78            | 2            | -           | 66                         | 6           | 2         | 13       | -     | 13    | 19                               | -                       |
| Other                                     | -  | -      | -             | -            | -           | -                          | -           | -         | -        | -     | -     | -                                | -                       |
| Service, sports and recreation worker     | -  | -      | -             | -            | -           | -                          | -           | -         | -        | -     | -     | -                                | -                       |
| Unemployed and unspecified worker         | -  | -      | -             | -            | -           | -                          | -           | -         | -        | -     | -     | -                                | -                       |
| Total economically active                 | 71                                       | 209    | 802           | 195          | 4           | 203                        | 59          | 11        | 605      | 60    | 605   | 440                              | 2,077                   |
| Not economically active                   | 4  | -      | 383           | 2            | -           | 11                         | 1           | -         | 515      | 1     | 515   | 245                              | 3,451                   |
| Total                                     | 75                                       | 209    | 1,185         | 197          | 4           | 214                        | 60          | 11        | 1,120    | 61    | 1,120 | 685                              | 5,328                   |

TABEL 34 - OCCUPATION BY AGE AND WORK STATUS

| Major occupational groups and work status       | Age groups - Ouderdomsgroep |       |       |       |       |       |       |       |     |       |    |       |    |       | Hoofberoepsgroep en werkstatus |  |   |     |    |    |    |    |   |    |    |   |  |  |  |  |  |  |  |   |     |    |    |    |    |   |    |    |   |  |  |  |  |  |  |  |   |     |    |    |    |    |   |    |    |   |  |  |  |  |  |  |  |   |     |    |   |    |    |   |    |   |  |  |  |  |  |  |  |  |   |     |    |   |    |    |   |    |   |  |  |  |  |  |  |  |  |   |     |    |   |    |    |   |    |   |  |  |  |  |  |  |  |  |   |     |    |   |    |    |   |    |   |  |  |  |  |  |  |  |  |   |     |    |   |    |    |   |    |   |  |  |  |  |  |  |  |  |   |     |    |   |    |    |   |    |   |  |  |  |  |  |  |  |  |   |     |    |   |    |    |   |    |   |  |  |  |  |  |  |  |  |   |     |    |   |    |    |   |    |   |  |  |  |  |  |  |  |  |   |     |    |   |   |    |   |    |   |  |  |  |  |  |  |  |  |   |     |    |   |   |    |   |    |   |  |  |  |  |  |  |  |  |   |     |    |   |   |    |   |    |   |  |  |  |  |  |  |  |  |   |     |    |   |   |    |   |    |   |  |  |  |  |  |  |  |  |   |     |    |   |   |    |   |    |   |  |  |  |  |  |  |  |  |   |     |    |   |   |    |   |    |   |  |  |  |  |  |  |  |  |   |     |    |   |   |    |   |    |   |  |  |  |  |  |  |  |  |   |     |    |   |   |    |   |    |   |  |  |  |  |  |  |  |  |   |     |    |   |   |    |   |    |   |  |  |  |  |  |  |  |  |   |     |    |   |   |    |   |    |   |  |  |  |  |  |  |  |  |   |     |    |   |   |    |   |    |   |  |  |  |  |  |  |  |  |   |     |    |   |   |    |   |    |   |  |  |  |  |  |  |  |  |   |     |    |   |   |    |  |    |   |  |  |  |  |  |  |  |  |                                     |     |    |   |   |    |  |    |   |  |  |  |  |  |  |  |  |                                     |     |    |   |   |    |  |    |   |  |  |  |  |  |  |  |  |                                     |     |    |   |   |    |  |    |   |  |  |  |  |  |  |  |  |                                     |    |   |  |  |   |  |    |  |  |  |  |  |  |  |  |  |                                     |    |   |  |  |   |  |    |  |  |  |  |  |  |  |  |  |                                     |    |   |  |  |   |  |    |  |  |  |  |  |  |  |  |  |                                     |    |   |  |  |   |  |    |  |  |  |  |  |  |  |  |  |                                     |    |   |  |  |   |  |    |  |  |  |  |  |  |  |  |  |          |    |   |  |  |   |  |    |  |  |  |  |  |  |  |  |  |          |    |   |  |  |   |  |    |  |  |  |  |  |  |  |  |  |       |    |   |  |  |   |  |    |  |  |  |  |  |  |  |  |  |
|---|-----------------------------|-------|-------|-------|-------|-------|-------|-------|-----|-------|----|-------|----|-------|--------------------------------|--|---|-----|----|----|----|----|---|----|----|---|--|--|--|--|--|--|--|---|-----|----|----|----|----|---|----|----|---|--|--|--|--|--|--|--|---|-----|----|----|----|----|---|----|----|---|--|--|--|--|--|--|--|---|-----|----|---|----|----|---|----|---|--|--|--|--|--|--|--|--|---|-----|----|---|----|----|---|----|---|--|--|--|--|--|--|--|--|---|-----|----|---|----|----|---|----|---|--|--|--|--|--|--|--|--|---|-----|----|---|----|----|---|----|---|--|--|--|--|--|--|--|--|---|-----|----|---|----|----|---|----|---|--|--|--|--|--|--|--|--|---|-----|----|---|----|----|---|----|---|--|--|--|--|--|--|--|--|---|-----|----|---|----|----|---|----|---|--|--|--|--|--|--|--|--|---|-----|----|---|----|----|---|----|---|--|--|--|--|--|--|--|--|---|-----|----|---|---|----|---|----|---|--|--|--|--|--|--|--|--|---|-----|----|---|---|----|---|----|---|--|--|--|--|--|--|--|--|---|-----|----|---|---|----|---|----|---|--|--|--|--|--|--|--|--|---|-----|----|---|---|----|---|----|---|--|--|--|--|--|--|--|--|---|-----|----|---|---|----|---|----|---|--|--|--|--|--|--|--|--|---|-----|----|---|---|----|---|----|---|--|--|--|--|--|--|--|--|---|-----|----|---|---|----|---|----|---|--|--|--|--|--|--|--|--|---|-----|----|---|---|----|---|----|---|--|--|--|--|--|--|--|--|---|-----|----|---|---|----|---|----|---|--|--|--|--|--|--|--|--|---|-----|----|---|---|----|---|----|---|--|--|--|--|--|--|--|--|---|-----|----|---|---|----|---|----|---|--|--|--|--|--|--|--|--|---|-----|----|---|---|----|---|----|---|--|--|--|--|--|--|--|--|---|-----|----|---|---|----|--|----|---|--|--|--|--|--|--|--|--|-------------------------------------|-----|----|---|---|----|--|----|---|--|--|--|--|--|--|--|--|-------------------------------------|-----|----|---|---|----|--|----|---|--|--|--|--|--|--|--|--|-------------------------------------|-----|----|---|---|----|--|----|---|--|--|--|--|--|--|--|--|-------------------------------------|----|---|--|--|---|--|----|--|--|--|--|--|--|--|--|--|-------------------------------------|----|---|--|--|---|--|----|--|--|--|--|--|--|--|--|--|-------------------------------------|----|---|--|--|---|--|----|--|--|--|--|--|--|--|--|--|-------------------------------------|----|---|--|--|---|--|----|--|--|--|--|--|--|--|--|--|-------------------------------------|----|---|--|--|---|--|----|--|--|--|--|--|--|--|--|--|----------|----|---|--|--|---|--|----|--|--|--|--|--|--|--|--|--|----------|----|---|--|--|---|--|----|--|--|--|--|--|--|--|--|--|-------|----|---|--|--|---|--|----|--|--|--|--|--|--|--|--|--|
|   | -20                         |       | 20-24 |       | 25-34 |       | 35-64 |       | 65+ |       |    |       |    |       |                                |  |   |     |    |    |    |    |   |    |    |   |  |  |  |  |  |  |  |   |     |    |    |    |    |   |    |    |   |  |  |  |  |  |  |  |   |     |    |    |    |    |   |    |    |   |  |  |  |  |  |  |  |   |     |    |   |    |    |   |    |   |  |  |  |  |  |  |  |  |   |     |    |   |    |    |   |    |   |  |  |  |  |  |  |  |  |   |     |    |   |    |    |   |    |   |  |  |  |  |  |  |  |  |   |     |    |   |    |    |   |    |   |  |  |  |  |  |  |  |  |   |     |    |   |    |    |   |    |   |  |  |  |  |  |  |  |  |   |     |    |   |    |    |   |    |   |  |  |  |  |  |  |  |  |   |     |    |   |    |    |   |    |   |  |  |  |  |  |  |  |  |   |     |    |   |    |    |   |    |   |  |  |  |  |  |  |  |  |   |     |    |   |   |    |   |    |   |  |  |  |  |  |  |  |  |   |     |    |   |   |    |   |    |   |  |  |  |  |  |  |  |  |   |     |    |   |   |    |   |    |   |  |  |  |  |  |  |  |  |   |     |    |   |   |    |   |    |   |  |  |  |  |  |  |  |  |   |     |    |   |   |    |   |    |   |  |  |  |  |  |  |  |  |   |     |    |   |   |    |   |    |   |  |  |  |  |  |  |  |  |   |     |    |   |   |    |   |    |   |  |  |  |  |  |  |  |  |   |     |    |   |   |    |   |    |   |  |  |  |  |  |  |  |  |   |     |    |   |   |    |   |    |   |  |  |  |  |  |  |  |  |   |     |    |   |   |    |   |    |   |  |  |  |  |  |  |  |  |   |     |    |   |   |    |   |    |   |  |  |  |  |  |  |  |  |   |     |    |   |   |    |   |    |   |  |  |  |  |  |  |  |  |   |     |    |   |   |    |  |    |   |  |  |  |  |  |  |  |  |                                     |     |    |   |   |    |  |    |   |  |  |  |  |  |  |  |  |                                     |     |    |   |   |    |  |    |   |  |  |  |  |  |  |  |  |                                     |     |    |   |   |    |  |    |   |  |  |  |  |  |  |  |  |                                     |    |   |  |  |   |  |    |  |  |  |  |  |  |  |  |  |                                     |    |   |  |  |   |  |    |  |  |  |  |  |  |  |  |  |                                     |    |   |  |  |   |  |    |  |  |  |  |  |  |  |  |  |                                     |    |   |  |  |   |  |    |  |  |  |  |  |  |  |  |  |                                     |    |   |  |  |   |  |    |  |  |  |  |  |  |  |  |  |          |    |   |  |  |   |  |    |  |  |  |  |  |  |  |  |  |          |    |   |  |  |   |  |    |  |  |  |  |  |  |  |  |  |       |    |   |  |  |   |  |    |  |  |  |  |  |  |  |  |  |
|   | M.                          | F.-V. | M.    | F.-V. | M.    | F.-V. | M.    | F.-V. | M.  | F.-V. | M. | F.-V. | M. | F.-V. |                                |  |   |     |    |    |    |    |   |    |    |   |  |  |  |  |  |  |  |   |     |    |    |    |    |   |    |    |   |  |  |  |  |  |  |  |   |     |    |    |    |    |   |    |    |   |  |  |  |  |  |  |  |   |     |    |   |    |    |   |    |   |  |  |  |  |  |  |  |  |   |     |    |   |    |    |   |    |   |  |  |  |  |  |  |  |  |   |     |    |   |    |    |   |    |   |  |  |  |  |  |  |  |  |   |     |    |   |    |    |   |    |   |  |  |  |  |  |  |  |  |   |     |    |   |    |    |   |    |   |  |  |  |  |  |  |  |  |   |     |    |   |    |    |   |    |   |  |  |  |  |  |  |  |  |   |     |    |   |    |    |   |    |   |  |  |  |  |  |  |  |  |   |     |    |   |    |    |   |    |   |  |  |  |  |  |  |  |  |   |     |    |   |   |    |   |    |   |  |  |  |  |  |  |  |  |   |     |    |   |   |    |   |    |   |  |  |  |  |  |  |  |  |   |     |    |   |   |    |   |    |   |  |  |  |  |  |  |  |  |   |     |    |   |   |    |   |    |   |  |  |  |  |  |  |  |  |   |     |    |   |   |    |   |    |   |  |  |  |  |  |  |  |  |   |     |    |   |   |    |   |    |   |  |  |  |  |  |  |  |  |   |     |    |   |   |    |   |    |   |  |  |  |  |  |  |  |  |   |     |    |   |   |    |   |    |   |  |  |  |  |  |  |  |  |   |     |    |   |   |    |   |    |   |  |  |  |  |  |  |  |  |   |     |    |   |   |    |   |    |   |  |  |  |  |  |  |  |  |   |     |    |   |   |    |   |    |   |  |  |  |  |  |  |  |  |   |     |    |   |   |    |   |    |   |  |  |  |  |  |  |  |  |   |     |    |   |   |    |  |    |   |  |  |  |  |  |  |  |  |                                     |     |    |   |   |    |  |    |   |  |  |  |  |  |  |  |  |                                     |     |    |   |   |    |  |    |   |  |  |  |  |  |  |  |  |                                     |     |    |   |   |    |  |    |   |  |  |  |  |  |  |  |  |                                     |    |   |  |  |   |  |    |  |  |  |  |  |  |  |  |  |                                     |    |   |  |  |   |  |    |  |  |  |  |  |  |  |  |  |                                     |    |   |  |  |   |  |    |  |  |  |  |  |  |  |  |  |                                     |    |   |  |  |   |  |    |  |  |  |  |  |  |  |  |  |                                     |    |   |  |  |   |  |    |  |  |  |  |  |  |  |  |  |          |    |   |  |  |   |  |    |  |  |  |  |  |  |  |  |  |          |    |   |  |  |   |  |    |  |  |  |  |  |  |  |  |  |       |    |   |  |  |   |  |    |  |  |  |  |  |  |  |  |  |
| Total   |                             |       |       |       |       |       |       |       |     |       |    |       |    |       |                                |  |   |     |    |    |    |    |   |    |    |   |  |  |  |  |  |  |  |   |     |    |    |    |    |   |    |    |   |  |  |  |  |  |  |  |   |     |    |    |    |    |   |    |    |   |  |  |  |  |  |  |  |   |     |    |   |    |    |   |    |   |  |  |  |  |  |  |  |  |   |     |    |   |    |    |   |    |   |  |  |  |  |  |  |  |  |   |     |    |   |    |    |   |    |   |  |  |  |  |  |  |  |  |   |     |    |   |    |    |   |    |   |  |  |  |  |  |  |  |  |   |     |    |   |    |    |   |    |   |  |  |  |  |  |  |  |  |   |     |    |   |    |    |   |    |   |  |  |  |  |  |  |  |  |   |     |    |   |    |    |   |    |   |  |  |  |  |  |  |  |  |   |     |    |   |    |    |   |    |   |  |  |  |  |  |  |  |  |   |     |    |   |   |    |   |    |   |  |  |  |  |  |  |  |  |   |     |    |   |   |    |   |    |   |  |  |  |  |  |  |  |  |   |     |    |   |   |    |   |    |   |  |  |  |  |  |  |  |  |   |     |    |   |   |    |   |    |   |  |  |  |  |  |  |  |  |   |     |    |   |   |    |   |    |   |  |  |  |  |  |  |  |  |   |     |    |   |   |    |   |    |   |  |  |  |  |  |  |  |  |   |     |    |   |   |    |   |    |   |  |  |  |  |  |  |  |  |   |     |    |   |   |    |   |    |   |  |  |  |  |  |  |  |  |   |     |    |   |   |    |   |    |   |  |  |  |  |  |  |  |  |   |     |    |   |   |    |   |    |   |  |  |  |  |  |  |  |  |   |     |    |   |   |    |   |    |   |  |  |  |  |  |  |  |  |   |     |    |   |   |    |   |    |   |  |  |  |  |  |  |  |  |   |     |    |   |   |    |  |    |   |  |  |  |  |  |  |  |  |                                     |     |    |   |   |    |  |    |   |  |  |  |  |  |  |  |  |                                     |     |    |   |   |    |  |    |   |  |  |  |  |  |  |  |  |                                     |     |    |   |   |    |  |    |   |  |  |  |  |  |  |  |  |                                     |    |   |  |  |   |  |    |  |  |  |  |  |  |  |  |  |                                     |    |   |  |  |   |  |    |  |  |  |  |  |  |  |  |  |                                     |    |   |  |  |   |  |    |  |  |  |  |  |  |  |  |  |                                     |    |   |  |  |   |  |    |  |  |  |  |  |  |  |  |  |                                     |    |   |  |  |   |  |    |  |  |  |  |  |  |  |  |  |          |    |   |  |  |   |  |    |  |  |  |  |  |  |  |  |  |          |    |   |  |  |   |  |    |  |  |  |  |  |  |  |  |  |       |    |   |  |  |   |  |    |  |  |  |  |  |  |  |  |  |
| Totaal  |                             |       |       |       |       |       |       |       |     |       |    |       |    |       | ?                              |  |   |     |    |    |    |    |   |    |    |   |  |  |  |  |  |  |  |   |     |    |    |    |    |   |    |    |   |  |  |  |  |  |  |  |   |     |    |    |    |    |   |    |    |   |  |  |  |  |  |  |  |   |     |    |   |    |    |   |    |   |  |  |  |  |  |  |  |  |   |     |    |   |    |    |   |    |   |  |  |  |  |  |  |  |  |   |     |    |   |    |    |   |    |   |  |  |  |  |  |  |  |  |   |     |    |   |    |    |   |    |   |  |  |  |  |  |  |  |  |   |     |    |   |    |    |   |    |   |  |  |  |  |  |  |  |  |   |     |    |   |    |    |   |    |   |  |  |  |  |  |  |  |  |   |     |    |   |    |    |   |    |   |  |  |  |  |  |  |  |  |   |     |    |   |    |    |   |    |   |  |  |  |  |  |  |  |  |   |     |    |   |   |    |   |    |   |  |  |  |  |  |  |  |  |   |     |    |   |   |    |   |    |   |  |  |  |  |  |  |  |  |   |     |    |   |   |    |   |    |   |  |  |  |  |  |  |  |  |   |     |    |   |   |    |   |    |   |  |  |  |  |  |  |  |  |   |     |    |   |   |    |   |    |   |  |  |  |  |  |  |  |  |   |     |    |   |   |    |   |    |   |  |  |  |  |  |  |  |  |   |     |    |   |   |    |   |    |   |  |  |  |  |  |  |  |  |   |     |    |   |   |    |   |    |   |  |  |  |  |  |  |  |  |   |     |    |   |   |    |   |    |   |  |  |  |  |  |  |  |  |   |     |    |   |   |    |   |    |   |  |  |  |  |  |  |  |  |   |     |    |   |   |    |   |    |   |  |  |  |  |  |  |  |  |   |     |    |   |   |    |   |    |   |  |  |  |  |  |  |  |  |   |     |    |   |   |    |  |    |   |  |  |  |  |  |  |  |  |                                     |     |    |   |   |    |  |    |   |  |  |  |  |  |  |  |  |                                     |     |    |   |   |    |  |    |   |  |  |  |  |  |  |  |  |                                     |     |    |   |   |    |  |    |   |  |  |  |  |  |  |  |  |                                     |    |   |  |  |   |  |    |  |  |  |  |  |  |  |  |  |                                     |    |   |  |  |   |  |    |  |  |  |  |  |  |  |  |  |                                     |    |   |  |  |   |  |    |  |  |  |  |  |  |  |  |  |                                     |    |   |  |  |   |  |    |  |  |  |  |  |  |  |  |  |                                     |    |   |  |  |   |  |    |  |  |  |  |  |  |  |  |  |          |    |   |  |  |   |  |    |  |  |  |  |  |  |  |  |  |          |    |   |  |  |   |  |    |  |  |  |  |  |  |  |  |  |       |    |   |  |  |   |  |    |  |  |  |  |  |  |  |  |  |
| Professional, technical and related worker      |                             |       |       |       |       |       |       |       |     |       |    |       |    |       |                                |  | Employer  | 4   |    |    |    | 3  |   |    |    |   |  |  |  |  |  |  |  | Employee  | 109 |    | 15 | 18 | 28 | 4 | 31 | 12 | 1 |  |  |  |  |  |  |  | Total   | 113 |    | 15 | 18 | 31 | 5 | 31 | 12 | 1 |  |  |  |  |  |  |  | Managerial worker                               |     |    |   |    |    |   |    |   |  |  |  |  |  |  |  |  | Employer  |     |    |   |    |    |   |    |   |  |  |  |  |  |  |  |  | Employee  |     |    |   |    |    |   |    |   |  |  |  |  |  |  |  |  | Total   |     |    |   |    |    |   |    |   |  |  |  |  |  |  |  |  | Clerical worker                                 |     |    |   |    |    |   |    |   |  |  |  |  |  |  |  |  | Employer  |     |    |   |    |    |   |    |   |  |  |  |  |  |  |  |  | Employee  | 117 | 6  | 1 | 10 | 34 | 8 | 27 | 1 |  |  |  |  |  |  |  |  | Total   | 117 | 6  | 1 | 10 | 34 | 8 | 27 | 1 |  |  |  |  |  |  |  |  | Sales worker                                    |     |    |   |   |    |   |    |   |  |  |  |  |  |  |  |  | Employer  |     |    |   |   |    |   |    |   |  |  |  |  |  |  |  |  | Employee  |     |    |   |   |    |   |    |   |  |  |  |  |  |  |  |  | Total   |     |    |   |   |    |   |    |   |  |  |  |  |  |  |  |  | Working proprietor <sup>1/</sup>                |     |    |   |   |    |   |    |   |  |  |  |  |  |  |  |  | Employer  |     |    |   |   |    |   |    |   |  |  |  |  |  |  |  |  | Employee  |     |    |   |   |    |   |    |   |  |  |  |  |  |  |  |  | Total   |     |    |   |   |    |   |    |   |  |  |  |  |  |  |  |  | Other   |     |    |   |   |    |   |    |   |  |  |  |  |  |  |  |  | Employer  |     |    |   |   |    |   |    |   |  |  |  |  |  |  |  |  | Employee  | 13  |    |   |   |    | 1 | 7  | 1 |  |  |  |  |  |  |  |  | Total   | 13  |    |   |   |    | 1 | 7  | 1 |  |  |  |  |  |  |  |  | Farmer, fisherman, lumberman and related worker |     |    |   |   |    |  |    |   |  |  |  |  |  |  |  |  | Employer                            | 5   |    |   |   |    |  |    |   |  |  |  |  |  |  |  |  | Employee                            | 109 | 10 | 2 | 2 | 31 |  | 54 | 1 |  |  |  |  |  |  |  |  | Total                               | 114 | 10 | 2 | 3 | 31 |  | 58 | 1 |  |  |  |  |  |  |  |  | Other                               |    |   |  |  |   |  |    |  |  |  |  |  |  |  |  |  | Employer                            |    |   |  |  |   |  |    |  |  |  |  |  |  |  |  |  | Employee                            |    |   |  |  |   |  |    |  |  |  |  |  |  |  |  |  | Total                               |    |   |  |  |   |  |    |  |  |  |  |  |  |  |  |  | Miner, quarryman and related worker |    |   |  |  |   |  |    |  |  |  |  |  |  |  |  |  | Employer |    |   |  |  |   |  |    |  |  |  |  |  |  |  |  |  | Employee | 40 | 1 |  |  | 9 |  | 28 |  |  |  |  |  |  |  |  |  | Total | 40 | 1 |  |  | 9 |  | 28 |  |  |  |  |  |  |  |  |  |
| Employer  | 4                           |       |       |       | 3     |       |       |       |     |       |    |       |    |       |                                |  | Employee  | 109 |    | 15 | 18 | 28 | 4 | 31 | 12 | 1 |  |  |  |  |  |  |  | Total   | 113 |    | 15 | 18 | 31 | 5 | 31 | 12 | 1 |  |  |  |  |  |  |  | Managerial worker                               |     |    |    |    |    |   |    |    |   |  |  |  |  |  |  |  | Employer  |     |    |   |    |    |   |    |   |  |  |  |  |  |  |  |  | Employee  |     |    |   |    |    |   |    |   |  |  |  |  |  |  |  |  | Total   |     |    |   |    |    |   |    |   |  |  |  |  |  |  |  |  | Clerical worker                                 |     |    |   |    |    |   |    |   |  |  |  |  |  |  |  |  | Employer  |     |    |   |    |    |   |    |   |  |  |  |  |  |  |  |  | Employee  | 117 | 6  | 1 | 10 | 34 | 8 | 27 | 1 |  |  |  |  |  |  |  |  | Total   | 117 | 6  | 1 | 10 | 34 | 8 | 27 | 1 |  |  |  |  |  |  |  |  | Sales worker                                    |     |    |   |    |    |   |    |   |  |  |  |  |  |  |  |  | Employer  |     |    |   |   |    |   |    |   |  |  |  |  |  |  |  |  | Employee  |     |    |   |   |    |   |    |   |  |  |  |  |  |  |  |  | Total   |     |    |   |   |    |   |    |   |  |  |  |  |  |  |  |  | Working proprietor <sup>1/</sup>                |     |    |   |   |    |   |    |   |  |  |  |  |  |  |  |  | Employer  |     |    |   |   |    |   |    |   |  |  |  |  |  |  |  |  | Employee  |     |    |   |   |    |   |    |   |  |  |  |  |  |  |  |  | Total   |     |    |   |   |    |   |    |   |  |  |  |  |  |  |  |  | Other   |     |    |   |   |    |   |    |   |  |  |  |  |  |  |  |  | Employer  |     |    |   |   |    |   |    |   |  |  |  |  |  |  |  |  | Employee  | 13  |    |   |   |    | 1 | 7  | 1 |  |  |  |  |  |  |  |  | Total   | 13  |    |   |   |    | 1 | 7  | 1 |  |  |  |  |  |  |  |  | Farmer, fisherman, lumberman and related worker |     |    |   |   |    |   |    |   |  |  |  |  |  |  |  |  | Employer  | 5   |    |   |   |    |  |    |   |  |  |  |  |  |  |  |  | Employee                            | 109 | 10 | 2 | 2 | 31 |  | 54 | 1 |  |  |  |  |  |  |  |  | Total                               | 114 | 10 | 2 | 3 | 31 |  | 58 | 1 |  |  |  |  |  |  |  |  | Other                               |     |    |   |   |    |  |    |   |  |  |  |  |  |  |  |  | Employer                            |    |   |  |  |   |  |    |  |  |  |  |  |  |  |  |  | Employee                            |    |   |  |  |   |  |    |  |  |  |  |  |  |  |  |  | Total                               |    |   |  |  |   |  |    |  |  |  |  |  |  |  |  |  | Miner, quarryman and related worker |    |   |  |  |   |  |    |  |  |  |  |  |  |  |  |  | Employer                            |    |   |  |  |   |  |    |  |  |  |  |  |  |  |  |  | Employee | 40 | 1 |  |  | 9 |  | 28 |  |  |  |  |  |  |  |  |  | Total    | 40 | 1 |  |  | 9 |  | 28 |  |  |  |  |  |  |  |  |  |       |    |   |  |  |   |  |    |  |  |  |  |  |  |  |  |  |
| Employee  | 109                         |       | 15    | 18    | 28    | 4     | 31    | 12    | 1   |       |    |       |    |       |                                |  | Total   | 113 |    | 15 | 18 | 31 | 5 | 31 | 12 | 1 |  |  |  |  |  |  |  | Managerial worker                               |     |    |    |    |    |   |    |    |   |  |  |  |  |  |  |  | Employer  |     |    |    |    |    |   |    |    |   |  |  |  |  |  |  |  | Employee  |     |    |   |    |    |   |    |   |  |  |  |  |  |  |  |  | Total   |     |    |   |    |    |   |    |   |  |  |  |  |  |  |  |  | Clerical worker                                 |     |    |   |    |    |   |    |   |  |  |  |  |  |  |  |  | Employer  |     |    |   |    |    |   |    |   |  |  |  |  |  |  |  |  | Employee  | 117 | 6  | 1 | 10 | 34 | 8 | 27 | 1 |  |  |  |  |  |  |  |  | Total   | 117 | 6  | 1 | 10 | 34 | 8 | 27 | 1 |  |  |  |  |  |  |  |  | Sales worker                                    |     |    |   |    |    |   |    |   |  |  |  |  |  |  |  |  | Employer  |     |    |   |    |    |   |    |   |  |  |  |  |  |  |  |  | Employee  |     |    |   |   |    |   |    |   |  |  |  |  |  |  |  |  | Total   |     |    |   |   |    |   |    |   |  |  |  |  |  |  |  |  | Working proprietor <sup>1/</sup>                |     |    |   |   |    |   |    |   |  |  |  |  |  |  |  |  | Employer  |     |    |   |   |    |   |    |   |  |  |  |  |  |  |  |  | Employee  |     |    |   |   |    |   |    |   |  |  |  |  |  |  |  |  | Total   |     |    |   |   |    |   |    |   |  |  |  |  |  |  |  |  | Other   |     |    |   |   |    |   |    |   |  |  |  |  |  |  |  |  | Employer  |     |    |   |   |    |   |    |   |  |  |  |  |  |  |  |  | Employee  | 13  |    |   |   |    | 1 | 7  | 1 |  |  |  |  |  |  |  |  | Total   | 13  |    |   |   |    | 1 | 7  | 1 |  |  |  |  |  |  |  |  | Farmer, fisherman, lumberman and related worker |     |    |   |   |    |   |    |   |  |  |  |  |  |  |  |  | Employer  | 5   |    |   |   |    |   |    |   |  |  |  |  |  |  |  |  | Employee  | 109 | 10 | 2 | 2 | 31 |  | 54 | 1 |  |  |  |  |  |  |  |  | Total                               | 114 | 10 | 2 | 3 | 31 |  | 58 | 1 |  |  |  |  |  |  |  |  | Other                               |     |    |   |   |    |  |    |   |  |  |  |  |  |  |  |  | Employer                            |     |    |   |   |    |  |    |   |  |  |  |  |  |  |  |  | Employee                            |    |   |  |  |   |  |    |  |  |  |  |  |  |  |  |  | Total                               |    |   |  |  |   |  |    |  |  |  |  |  |  |  |  |  | Miner, quarryman and related worker |    |   |  |  |   |  |    |  |  |  |  |  |  |  |  |  | Employer                            |    |   |  |  |   |  |    |  |  |  |  |  |  |  |  |  | Employee                            | 40 | 1 |  |  | 9 |  | 28 |  |  |  |  |  |  |  |  |  | Total    | 40 | 1 |  |  | 9 |  | 28 |  |  |  |  |  |  |  |  |  |          |    |   |  |  |   |  |    |  |  |  |  |  |  |  |  |  |       |    |   |  |  |   |  |    |  |  |  |  |  |  |  |  |  |
| Total   | 113                         |       | 15    | 18    | 31    | 5     | 31    | 12    | 1   |       |    |       |    |       |                                |  | Managerial worker                               |     |    |    |    |    |   |    |    |   |  |  |  |  |  |  |  | Employer  |     |    |    |    |    |   |    |    |   |  |  |  |  |  |  |  | Employee  |     |    |    |    |    |   |    |    |   |  |  |  |  |  |  |  | Total   |     |    |   |    |    |   |    |   |  |  |  |  |  |  |  |  | Clerical worker                                 |     |    |   |    |    |   |    |   |  |  |  |  |  |  |  |  | Employer  |     |    |   |    |    |   |    |   |  |  |  |  |  |  |  |  | Employee  | 117 | 6  | 1 | 10 | 34 | 8 | 27 | 1 |  |  |  |  |  |  |  |  | Total   | 117 | 6  | 1 | 10 | 34 | 8 | 27 | 1 |  |  |  |  |  |  |  |  | Sales worker                                    |     |    |   |    |    |   |    |   |  |  |  |  |  |  |  |  | Employer  |     |    |   |    |    |   |    |   |  |  |  |  |  |  |  |  | Employee  |     |    |   |    |    |   |    |   |  |  |  |  |  |  |  |  | Total   |     |    |   |   |    |   |    |   |  |  |  |  |  |  |  |  | Working proprietor <sup>1/</sup>                |     |    |   |   |    |   |    |   |  |  |  |  |  |  |  |  | Employer  |     |    |   |   |    |   |    |   |  |  |  |  |  |  |  |  | Employee  |     |    |   |   |    |   |    |   |  |  |  |  |  |  |  |  | Total   |     |    |   |   |    |   |    |   |  |  |  |  |  |  |  |  | Other   |     |    |   |   |    |   |    |   |  |  |  |  |  |  |  |  | Employer  |     |    |   |   |    |   |    |   |  |  |  |  |  |  |  |  | Employee  | 13  |    |   |   |    | 1 | 7  | 1 |  |  |  |  |  |  |  |  | Total   | 13  |    |   |   |    | 1 | 7  | 1 |  |  |  |  |  |  |  |  | Farmer, fisherman, lumberman and related worker |     |    |   |   |    |   |    |   |  |  |  |  |  |  |  |  | Employer  | 5   |    |   |   |    |   |    |   |  |  |  |  |  |  |  |  | Employee  | 109 | 10 | 2 | 2 | 31 |   | 54 | 1 |  |  |  |  |  |  |  |  | Total   | 114 | 10 | 2 | 3 | 31 |  | 58 | 1 |  |  |  |  |  |  |  |  | Other                               |     |    |   |   |    |  |    |   |  |  |  |  |  |  |  |  | Employer                            |     |    |   |   |    |  |    |   |  |  |  |  |  |  |  |  | Employee                            |     |    |   |   |    |  |    |   |  |  |  |  |  |  |  |  | Total                               |    |   |  |  |   |  |    |  |  |  |  |  |  |  |  |  | Miner, quarryman and related worker |    |   |  |  |   |  |    |  |  |  |  |  |  |  |  |  | Employer                            |    |   |  |  |   |  |    |  |  |  |  |  |  |  |  |  | Employee                            | 40 | 1 |  |  | 9 |  | 28 |  |  |  |  |  |  |  |  |  | Total                               | 40 | 1 |  |  | 9 |  | 28 |  |  |  |  |  |  |  |  |  |          |    |   |  |  |   |  |    |  |  |  |  |  |  |  |  |  |          |    |   |  |  |   |  |    |  |  |  |  |  |  |  |  |  |       |    |   |  |  |   |  |    |  |  |  |  |  |  |  |  |  |
| Managerial worker                               |                             |       |       |       |       |       |       |       |     |       |    |       |    |       |                                |  | Employer  |     |    |    |    |    |   |    |    |   |  |  |  |  |  |  |  | Employee  |     |    |    |    |    |   |    |    |   |  |  |  |  |  |  |  | Total   |     |    |    |    |    |   |    |    |   |  |  |  |  |  |  |  | Clerical worker                                 |     |    |   |    |    |   |    |   |  |  |  |  |  |  |  |  | Employer  |     |    |   |    |    |   |    |   |  |  |  |  |  |  |  |  | Employee  | 117 | 6  | 1 | 10 | 34 | 8 | 27 | 1 |  |  |  |  |  |  |  |  | Total   | 117 | 6  | 1 | 10 | 34 | 8 | 27 | 1 |  |  |  |  |  |  |  |  | Sales worker                                    |     |    |   |    |    |   |    |   |  |  |  |  |  |  |  |  | Employer  |     |    |   |    |    |   |    |   |  |  |  |  |  |  |  |  | Employee  |     |    |   |    |    |   |    |   |  |  |  |  |  |  |  |  | Total   |     |    |   |    |    |   |    |   |  |  |  |  |  |  |  |  | Working proprietor <sup>1/</sup>                |     |    |   |   |    |   |    |   |  |  |  |  |  |  |  |  | Employer  |     |    |   |   |    |   |    |   |  |  |  |  |  |  |  |  | Employee  |     |    |   |   |    |   |    |   |  |  |  |  |  |  |  |  | Total   |     |    |   |   |    |   |    |   |  |  |  |  |  |  |  |  | Other   |     |    |   |   |    |   |    |   |  |  |  |  |  |  |  |  | Employer  |     |    |   |   |    |   |    |   |  |  |  |  |  |  |  |  | Employee  | 13  |    |   |   |    | 1 | 7  | 1 |  |  |  |  |  |  |  |  | Total   | 13  |    |   |   |    | 1 | 7  | 1 |  |  |  |  |  |  |  |  | Farmer, fisherman, lumberman and related worker |     |    |   |   |    |   |    |   |  |  |  |  |  |  |  |  | Employer  | 5   |    |   |   |    |   |    |   |  |  |  |  |  |  |  |  | Employee  | 109 | 10 | 2 | 2 | 31 |   | 54 | 1 |  |  |  |  |  |  |  |  | Total   | 114 | 10 | 2 | 3 | 31 |   | 58 | 1 |  |  |  |  |  |  |  |  | Other   |     |    |   |   |    |  |    |   |  |  |  |  |  |  |  |  | Employer                            |     |    |   |   |    |  |    |   |  |  |  |  |  |  |  |  | Employee                            |     |    |   |   |    |  |    |   |  |  |  |  |  |  |  |  | Total                               |     |    |   |   |    |  |    |   |  |  |  |  |  |  |  |  | Miner, quarryman and related worker |    |   |  |  |   |  |    |  |  |  |  |  |  |  |  |  | Employer                            |    |   |  |  |   |  |    |  |  |  |  |  |  |  |  |  | Employee                            | 40 | 1 |  |  | 9 |  | 28 |  |  |  |  |  |  |  |  |  | Total                               | 40 | 1 |  |  | 9 |  | 28 |  |  |  |  |  |  |  |  |  |                                     |    |   |  |  |   |  |    |  |  |  |  |  |  |  |  |  |          |    |   |  |  |   |  |    |  |  |  |  |  |  |  |  |  |          |    |   |  |  |   |  |    |  |  |  |  |  |  |  |  |  |       |    |   |  |  |   |  |    |  |  |  |  |  |  |  |  |  |
| Employer  |                             |       |       |       |       |       |       |       |     |       |    |       |    |       |                                |  | Employee  |     |    |    |    |    |   |    |    |   |  |  |  |  |  |  |  | Total   |     |    |    |    |    |   |    |    |   |  |  |  |  |  |  |  | Clerical worker                                 |     |    |    |    |    |   |    |    |   |  |  |  |  |  |  |  | Employer  |     |    |   |    |    |   |    |   |  |  |  |  |  |  |  |  | Employee  | 117 | 6  | 1 | 10 | 34 | 8 | 27 | 1 |  |  |  |  |  |  |  |  | Total   | 117 | 6  | 1 | 10 | 34 | 8 | 27 | 1 |  |  |  |  |  |  |  |  | Sales worker                                    |     |    |   |    |    |   |    |   |  |  |  |  |  |  |  |  | Employer  |     |    |   |    |    |   |    |   |  |  |  |  |  |  |  |  | Employee  |     |    |   |    |    |   |    |   |  |  |  |  |  |  |  |  | Total   |     |    |   |    |    |   |    |   |  |  |  |  |  |  |  |  | Working proprietor <sup>1/</sup>                |     |    |   |    |    |   |    |   |  |  |  |  |  |  |  |  | Employer  |     |    |   |   |    |   |    |   |  |  |  |  |  |  |  |  | Employee  |     |    |   |   |    |   |    |   |  |  |  |  |  |  |  |  | Total   |     |    |   |   |    |   |    |   |  |  |  |  |  |  |  |  | Other   |     |    |   |   |    |   |    |   |  |  |  |  |  |  |  |  | Employer  |     |    |   |   |    |   |    |   |  |  |  |  |  |  |  |  | Employee  | 13  |    |   |   |    | 1 | 7  | 1 |  |  |  |  |  |  |  |  | Total   | 13  |    |   |   |    | 1 | 7  | 1 |  |  |  |  |  |  |  |  | Farmer, fisherman, lumberman and related worker |     |    |   |   |    |   |    |   |  |  |  |  |  |  |  |  | Employer  | 5   |    |   |   |    |   |    |   |  |  |  |  |  |  |  |  | Employee  | 109 | 10 | 2 | 2 | 31 |   | 54 | 1 |  |  |  |  |  |  |  |  | Total   | 114 | 10 | 2 | 3 | 31 |   | 58 | 1 |  |  |  |  |  |  |  |  | Other   |     |    |   |   |    |   |    |   |  |  |  |  |  |  |  |  | Employer  |     |    |   |   |    |  |    |   |  |  |  |  |  |  |  |  | Employee                            |     |    |   |   |    |  |    |   |  |  |  |  |  |  |  |  | Total                               |     |    |   |   |    |  |    |   |  |  |  |  |  |  |  |  | Miner, quarryman and related worker |     |    |   |   |    |  |    |   |  |  |  |  |  |  |  |  | Employer                            |    |   |  |  |   |  |    |  |  |  |  |  |  |  |  |  | Employee                            | 40 | 1 |  |  | 9 |  | 28 |  |  |  |  |  |  |  |  |  | Total                               | 40 | 1 |  |  | 9 |  | 28 |  |  |  |  |  |  |  |  |  |                                     |    |   |  |  |   |  |    |  |  |  |  |  |  |  |  |  |                                     |    |   |  |  |   |  |    |  |  |  |  |  |  |  |  |  |          |    |   |  |  |   |  |    |  |  |  |  |  |  |  |  |  |          |    |   |  |  |   |  |    |  |  |  |  |  |  |  |  |  |       |    |   |  |  |   |  |    |  |  |  |  |  |  |  |  |  |
| Employee  |                             |       |       |       |       |       |       |       |     |       |    |       |    |       |                                |  | Total   |     |    |    |    |    |   |    |    |   |  |  |  |  |  |  |  | Clerical worker                                 |     |    |    |    |    |   |    |    |   |  |  |  |  |  |  |  | Employer  |     |    |    |    |    |   |    |    |   |  |  |  |  |  |  |  | Employee  | 117 | 6  | 1 | 10 | 34 | 8 | 27 | 1 |  |  |  |  |  |  |  |  | Total   | 117 | 6  | 1 | 10 | 34 | 8 | 27 | 1 |  |  |  |  |  |  |  |  | Sales worker                                    |     |    |   |    |    |   |    |   |  |  |  |  |  |  |  |  | Employer  |     |    |   |    |    |   |    |   |  |  |  |  |  |  |  |  | Employee  |     |    |   |    |    |   |    |   |  |  |  |  |  |  |  |  | Total   |     |    |   |    |    |   |    |   |  |  |  |  |  |  |  |  | Working proprietor <sup>1/</sup>                |     |    |   |    |    |   |    |   |  |  |  |  |  |  |  |  | Employer  |     |    |   |    |    |   |    |   |  |  |  |  |  |  |  |  | Employee  |     |    |   |   |    |   |    |   |  |  |  |  |  |  |  |  | Total   |     |    |   |   |    |   |    |   |  |  |  |  |  |  |  |  | Other   |     |    |   |   |    |   |    |   |  |  |  |  |  |  |  |  | Employer  |     |    |   |   |    |   |    |   |  |  |  |  |  |  |  |  | Employee  | 13  |    |   |   |    | 1 | 7  | 1 |  |  |  |  |  |  |  |  | Total   | 13  |    |   |   |    | 1 | 7  | 1 |  |  |  |  |  |  |  |  | Farmer, fisherman, lumberman and related worker |     |    |   |   |    |   |    |   |  |  |  |  |  |  |  |  | Employer  | 5   |    |   |   |    |   |    |   |  |  |  |  |  |  |  |  | Employee  | 109 | 10 | 2 | 2 | 31 |   | 54 | 1 |  |  |  |  |  |  |  |  | Total   | 114 | 10 | 2 | 3 | 31 |   | 58 | 1 |  |  |  |  |  |  |  |  | Other   |     |    |   |   |    |   |    |   |  |  |  |  |  |  |  |  | Employer  |     |    |   |   |    |   |    |   |  |  |  |  |  |  |  |  | Employee  |     |    |   |   |    |  |    |   |  |  |  |  |  |  |  |  | Total                               |     |    |   |   |    |  |    |   |  |  |  |  |  |  |  |  | Miner, quarryman and related worker |     |    |   |   |    |  |    |   |  |  |  |  |  |  |  |  | Employer                            |     |    |   |   |    |  |    |   |  |  |  |  |  |  |  |  | Employee                            | 40 | 1 |  |  | 9 |  | 28 |  |  |  |  |  |  |  |  |  | Total                               | 40 | 1 |  |  | 9 |  | 28 |  |  |  |  |  |  |  |  |  |                                     |    |   |  |  |   |  |    |  |  |  |  |  |  |  |  |  |                                     |    |   |  |  |   |  |    |  |  |  |  |  |  |  |  |  |                                     |    |   |  |  |   |  |    |  |  |  |  |  |  |  |  |  |          |    |   |  |  |   |  |    |  |  |  |  |  |  |  |  |  |          |    |   |  |  |   |  |    |  |  |  |  |  |  |  |  |  |       |    |   |  |  |   |  |    |  |  |  |  |  |  |  |  |  |
| Total   |                             |       |       |       |       |       |       |       |     |       |    |       |    |       |                                |  | Clerical worker                                 |     |    |    |    |    |   |    |    |   |  |  |  |  |  |  |  | Employer  |     |    |    |    |    |   |    |    |   |  |  |  |  |  |  |  | Employee  | 117 | 6  | 1  | 10 | 34 | 8 | 27 | 1  |   |  |  |  |  |  |  |  | Total   | 117 | 6  | 1 | 10 | 34 | 8 | 27 | 1 |  |  |  |  |  |  |  |  | Sales worker                                    |     |    |   |    |    |   |    |   |  |  |  |  |  |  |  |  | Employer  |     |    |   |    |    |   |    |   |  |  |  |  |  |  |  |  | Employee  |     |    |   |    |    |   |    |   |  |  |  |  |  |  |  |  | Total   |     |    |   |    |    |   |    |   |  |  |  |  |  |  |  |  | Working proprietor <sup>1/</sup>                |     |    |   |    |    |   |    |   |  |  |  |  |  |  |  |  | Employer  |     |    |   |    |    |   |    |   |  |  |  |  |  |  |  |  | Employee  |     |    |   |    |    |   |    |   |  |  |  |  |  |  |  |  | Total   |     |    |   |   |    |   |    |   |  |  |  |  |  |  |  |  | Other   |     |    |   |   |    |   |    |   |  |  |  |  |  |  |  |  | Employer  |     |    |   |   |    |   |    |   |  |  |  |  |  |  |  |  | Employee  | 13  |    |   |   |    | 1 | 7  | 1 |  |  |  |  |  |  |  |  | Total   | 13  |    |   |   |    | 1 | 7  | 1 |  |  |  |  |  |  |  |  | Farmer, fisherman, lumberman and related worker |     |    |   |   |    |   |    |   |  |  |  |  |  |  |  |  | Employer  | 5   |    |   |   |    |   |    |   |  |  |  |  |  |  |  |  | Employee  | 109 | 10 | 2 | 2 | 31 |   | 54 | 1 |  |  |  |  |  |  |  |  | Total   | 114 | 10 | 2 | 3 | 31 |   | 58 | 1 |  |  |  |  |  |  |  |  | Other   |     |    |   |   |    |   |    |   |  |  |  |  |  |  |  |  | Employer  |     |    |   |   |    |   |    |   |  |  |  |  |  |  |  |  | Employee  |     |    |   |   |    |   |    |   |  |  |  |  |  |  |  |  | Total   |     |    |   |   |    |  |    |   |  |  |  |  |  |  |  |  | Miner, quarryman and related worker |     |    |   |   |    |  |    |   |  |  |  |  |  |  |  |  | Employer                            |     |    |   |   |    |  |    |   |  |  |  |  |  |  |  |  | Employee                            | 40  | 1  |   |   | 9  |  | 28 |   |  |  |  |  |  |  |  |  | Total                               | 40 | 1 |  |  | 9 |  | 28 |  |  |  |  |  |  |  |  |  |                                     |    |   |  |  |   |  |    |  |  |  |  |  |  |  |  |  |                                     |    |   |  |  |   |  |    |  |  |  |  |  |  |  |  |  |                                     |    |   |  |  |   |  |    |  |  |  |  |  |  |  |  |  |                                     |    |   |  |  |   |  |    |  |  |  |  |  |  |  |  |  |          |    |   |  |  |   |  |    |  |  |  |  |  |  |  |  |  |          |    |   |  |  |   |  |    |  |  |  |  |  |  |  |  |  |       |    |   |  |  |   |  |    |  |  |  |  |  |  |  |  |  |
| Clerical worker                                 |                             |       |       |       |       |       |       |       |     |       |    |       |    |       |                                |  | Employer  |     |    |    |    |    |   |    |    |   |  |  |  |  |  |  |  | Employee  | 117 | 6  | 1  | 10 | 34 | 8 | 27 | 1  |   |  |  |  |  |  |  |  | Total   | 117 | 6  | 1  | 10 | 34 | 8 | 27 | 1  |   |  |  |  |  |  |  |  | Sales worker                                    |     |    |   |    |    |   |    |   |  |  |  |  |  |  |  |  | Employer  |     |    |   |    |    |   |    |   |  |  |  |  |  |  |  |  | Employee  |     |    |   |    |    |   |    |   |  |  |  |  |  |  |  |  | Total   |     |    |   |    |    |   |    |   |  |  |  |  |  |  |  |  | Working proprietor <sup>1/</sup>                |     |    |   |    |    |   |    |   |  |  |  |  |  |  |  |  | Employer  |     |    |   |    |    |   |    |   |  |  |  |  |  |  |  |  | Employee  |     |    |   |    |    |   |    |   |  |  |  |  |  |  |  |  | Total   |     |    |   |    |    |   |    |   |  |  |  |  |  |  |  |  | Other   |     |    |   |   |    |   |    |   |  |  |  |  |  |  |  |  | Employer  |     |    |   |   |    |   |    |   |  |  |  |  |  |  |  |  | Employee  | 13  |    |   |   |    | 1 | 7  | 1 |  |  |  |  |  |  |  |  | Total   | 13  |    |   |   |    | 1 | 7  | 1 |  |  |  |  |  |  |  |  | Farmer, fisherman, lumberman and related worker |     |    |   |   |    |   |    |   |  |  |  |  |  |  |  |  | Employer  | 5   |    |   |   |    |   |    |   |  |  |  |  |  |  |  |  | Employee  | 109 | 10 | 2 | 2 | 31 |   | 54 | 1 |  |  |  |  |  |  |  |  | Total   | 114 | 10 | 2 | 3 | 31 |   | 58 | 1 |  |  |  |  |  |  |  |  | Other   |     |    |   |   |    |   |    |   |  |  |  |  |  |  |  |  | Employer  |     |    |   |   |    |   |    |   |  |  |  |  |  |  |  |  | Employee  |     |    |   |   |    |   |    |   |  |  |  |  |  |  |  |  | Total   |     |    |   |   |    |   |    |   |  |  |  |  |  |  |  |  | Miner, quarryman and related worker             |     |    |   |   |    |  |    |   |  |  |  |  |  |  |  |  | Employer                            |     |    |   |   |    |  |    |   |  |  |  |  |  |  |  |  | Employee                            | 40  | 1  |   |   | 9  |  | 28 |   |  |  |  |  |  |  |  |  | Total                               | 40  | 1  |   |   | 9  |  | 28 |   |  |  |  |  |  |  |  |  |                                     |    |   |  |  |   |  |    |  |  |  |  |  |  |  |  |  |                                     |    |   |  |  |   |  |    |  |  |  |  |  |  |  |  |  |                                     |    |   |  |  |   |  |    |  |  |  |  |  |  |  |  |  |                                     |    |   |  |  |   |  |    |  |  |  |  |  |  |  |  |  |                                     |    |   |  |  |   |  |    |  |  |  |  |  |  |  |  |  |          |    |   |  |  |   |  |    |  |  |  |  |  |  |  |  |  |          |    |   |  |  |   |  |    |  |  |  |  |  |  |  |  |  |       |    |   |  |  |   |  |    |  |  |  |  |  |  |  |  |  |
| Employer  |                             |       |       |       |       |       |       |       |     |       |    |       |    |       |                                |  | Employee  | 117 | 6  | 1  | 10 | 34 | 8 | 27 | 1  |   |  |  |  |  |  |  |  | Total   | 117 | 6  | 1  | 10 | 34 | 8 | 27 | 1  |   |  |  |  |  |  |  |  | Sales worker                                    |     |    |    |    |    |   |    |    |   |  |  |  |  |  |  |  | Employer  |     |    |   |    |    |   |    |   |  |  |  |  |  |  |  |  | Employee  |     |    |   |    |    |   |    |   |  |  |  |  |  |  |  |  | Total   |     |    |   |    |    |   |    |   |  |  |  |  |  |  |  |  | Working proprietor <sup>1/</sup>                |     |    |   |    |    |   |    |   |  |  |  |  |  |  |  |  | Employer  |     |    |   |    |    |   |    |   |  |  |  |  |  |  |  |  | Employee  |     |    |   |    |    |   |    |   |  |  |  |  |  |  |  |  | Total   |     |    |   |    |    |   |    |   |  |  |  |  |  |  |  |  | Other   |     |    |   |    |    |   |    |   |  |  |  |  |  |  |  |  | Employer  |     |    |   |   |    |   |    |   |  |  |  |  |  |  |  |  | Employee  | 13  |    |   |   |    | 1 | 7  | 1 |  |  |  |  |  |  |  |  | Total   | 13  |    |   |   |    | 1 | 7  | 1 |  |  |  |  |  |  |  |  | Farmer, fisherman, lumberman and related worker |     |    |   |   |    |   |    |   |  |  |  |  |  |  |  |  | Employer  | 5   |    |   |   |    |   |    |   |  |  |  |  |  |  |  |  | Employee  | 109 | 10 | 2 | 2 | 31 |   | 54 | 1 |  |  |  |  |  |  |  |  | Total   | 114 | 10 | 2 | 3 | 31 |   | 58 | 1 |  |  |  |  |  |  |  |  | Other   |     |    |   |   |    |   |    |   |  |  |  |  |  |  |  |  | Employer  |     |    |   |   |    |   |    |   |  |  |  |  |  |  |  |  | Employee  |     |    |   |   |    |   |    |   |  |  |  |  |  |  |  |  | Total   |     |    |   |   |    |   |    |   |  |  |  |  |  |  |  |  | Miner, quarryman and related worker             |     |    |   |   |    |   |    |   |  |  |  |  |  |  |  |  | Employer  |     |    |   |   |    |  |    |   |  |  |  |  |  |  |  |  | Employee                            | 40  | 1  |   |   | 9  |  | 28 |   |  |  |  |  |  |  |  |  | Total                               | 40  | 1  |   |   | 9  |  | 28 |   |  |  |  |  |  |  |  |  |                                     |     |    |   |   |    |  |    |   |  |  |  |  |  |  |  |  |                                     |    |   |  |  |   |  |    |  |  |  |  |  |  |  |  |  |                                     |    |   |  |  |   |  |    |  |  |  |  |  |  |  |  |  |                                     |    |   |  |  |   |  |    |  |  |  |  |  |  |  |  |  |                                     |    |   |  |  |   |  |    |  |  |  |  |  |  |  |  |  |                                     |    |   |  |  |   |  |    |  |  |  |  |  |  |  |  |  |          |    |   |  |  |   |  |    |  |  |  |  |  |  |  |  |  |          |    |   |  |  |   |  |    |  |  |  |  |  |  |  |  |  |       |    |   |  |  |   |  |    |  |  |  |  |  |  |  |  |  |
| Employee  | 117                         | 6     | 1     | 10    | 34    | 8     | 27    | 1     |     |       |    |       |    |       |                                |  | Total   | 117 | 6  | 1  | 10 | 34 | 8 | 27 | 1  |   |  |  |  |  |  |  |  | Sales worker                                    |     |    |    |    |    |   |    |    |   |  |  |  |  |  |  |  | Employer  |     |    |    |    |    |   |    |    |   |  |  |  |  |  |  |  | Employee  |     |    |   |    |    |   |    |   |  |  |  |  |  |  |  |  | Total   |     |    |   |    |    |   |    |   |  |  |  |  |  |  |  |  | Working proprietor <sup>1/</sup>                |     |    |   |    |    |   |    |   |  |  |  |  |  |  |  |  | Employer  |     |    |   |    |    |   |    |   |  |  |  |  |  |  |  |  | Employee  |     |    |   |    |    |   |    |   |  |  |  |  |  |  |  |  | Total   |     |    |   |    |    |   |    |   |  |  |  |  |  |  |  |  | Other   |     |    |   |    |    |   |    |   |  |  |  |  |  |  |  |  | Employer  |     |    |   |    |    |   |    |   |  |  |  |  |  |  |  |  | Employee  | 13  |    |   |   |    | 1 | 7  | 1 |  |  |  |  |  |  |  |  | Total   | 13  |    |   |   |    | 1 | 7  | 1 |  |  |  |  |  |  |  |  | Farmer, fisherman, lumberman and related worker |     |    |   |   |    |   |    |   |  |  |  |  |  |  |  |  | Employer  | 5   |    |   |   |    |   |    |   |  |  |  |  |  |  |  |  | Employee  | 109 | 10 | 2 | 2 | 31 |   | 54 | 1 |  |  |  |  |  |  |  |  | Total   | 114 | 10 | 2 | 3 | 31 |   | 58 | 1 |  |  |  |  |  |  |  |  | Other   |     |    |   |   |    |   |    |   |  |  |  |  |  |  |  |  | Employer  |     |    |   |   |    |   |    |   |  |  |  |  |  |  |  |  | Employee  |     |    |   |   |    |   |    |   |  |  |  |  |  |  |  |  | Total   |     |    |   |   |    |   |    |   |  |  |  |  |  |  |  |  | Miner, quarryman and related worker             |     |    |   |   |    |   |    |   |  |  |  |  |  |  |  |  | Employer  |     |    |   |   |    |   |    |   |  |  |  |  |  |  |  |  | Employee  | 40  | 1  |   |   | 9  |  | 28 |   |  |  |  |  |  |  |  |  | Total                               | 40  | 1  |   |   | 9  |  | 28 |   |  |  |  |  |  |  |  |  |                                     |     |    |   |   |    |  |    |   |  |  |  |  |  |  |  |  |                                     |     |    |   |   |    |  |    |   |  |  |  |  |  |  |  |  |                                     |    |   |  |  |   |  |    |  |  |  |  |  |  |  |  |  |                                     |    |   |  |  |   |  |    |  |  |  |  |  |  |  |  |  |                                     |    |   |  |  |   |  |    |  |  |  |  |  |  |  |  |  |                                     |    |   |  |  |   |  |    |  |  |  |  |  |  |  |  |  |                                     |    |   |  |  |   |  |    |  |  |  |  |  |  |  |  |  |          |    |   |  |  |   |  |    |  |  |  |  |  |  |  |  |  |          |    |   |  |  |   |  |    |  |  |  |  |  |  |  |  |  |       |    |   |  |  |   |  |    |  |  |  |  |  |  |  |  |  |
| Total   | 117                         | 6     | 1     | 10    | 34    | 8     | 27    | 1     |     |       |    |       |    |       |                                |  | Sales worker                                    |     |    |    |    |    |   |    |    |   |  |  |  |  |  |  |  | Employer  |     |    |    |    |    |   |    |    |   |  |  |  |  |  |  |  | Employee  |     |    |    |    |    |   |    |    |   |  |  |  |  |  |  |  | Total   |     |    |   |    |    |   |    |   |  |  |  |  |  |  |  |  | Working proprietor <sup>1/</sup>                |     |    |   |    |    |   |    |   |  |  |  |  |  |  |  |  | Employer  |     |    |   |    |    |   |    |   |  |  |  |  |  |  |  |  | Employee  |     |    |   |    |    |   |    |   |  |  |  |  |  |  |  |  | Total   |     |    |   |    |    |   |    |   |  |  |  |  |  |  |  |  | Other   |     |    |   |    |    |   |    |   |  |  |  |  |  |  |  |  | Employer  |     |    |   |    |    |   |    |   |  |  |  |  |  |  |  |  | Employee  | 13  |    |   |    |    | 1 | 7  | 1 |  |  |  |  |  |  |  |  | Total   | 13  |    |   |   |    | 1 | 7  | 1 |  |  |  |  |  |  |  |  | Farmer, fisherman, lumberman and related worker |     |    |   |   |    |   |    |   |  |  |  |  |  |  |  |  | Employer  | 5   |    |   |   |    |   |    |   |  |  |  |  |  |  |  |  | Employee  | 109 | 10 | 2 | 2 | 31 |   | 54 | 1 |  |  |  |  |  |  |  |  | Total   | 114 | 10 | 2 | 3 | 31 |   | 58 | 1 |  |  |  |  |  |  |  |  | Other   |     |    |   |   |    |   |    |   |  |  |  |  |  |  |  |  | Employer  |     |    |   |   |    |   |    |   |  |  |  |  |  |  |  |  | Employee  |     |    |   |   |    |   |    |   |  |  |  |  |  |  |  |  | Total   |     |    |   |   |    |   |    |   |  |  |  |  |  |  |  |  | Miner, quarryman and related worker             |     |    |   |   |    |   |    |   |  |  |  |  |  |  |  |  | Employer  |     |    |   |   |    |   |    |   |  |  |  |  |  |  |  |  | Employee  | 40  | 1  |   |   | 9  |   | 28 |   |  |  |  |  |  |  |  |  | Total   | 40  | 1  |   |   | 9  |  | 28 |   |  |  |  |  |  |  |  |  |                                     |     |    |   |   |    |  |    |   |  |  |  |  |  |  |  |  |                                     |     |    |   |   |    |  |    |   |  |  |  |  |  |  |  |  |                                     |     |    |   |   |    |  |    |   |  |  |  |  |  |  |  |  |                                     |    |   |  |  |   |  |    |  |  |  |  |  |  |  |  |  |                                     |    |   |  |  |   |  |    |  |  |  |  |  |  |  |  |  |                                     |    |   |  |  |   |  |    |  |  |  |  |  |  |  |  |  |                                     |    |   |  |  |   |  |    |  |  |  |  |  |  |  |  |  |                                     |    |   |  |  |   |  |    |  |  |  |  |  |  |  |  |  |          |    |   |  |  |   |  |    |  |  |  |  |  |  |  |  |  |          |    |   |  |  |   |  |    |  |  |  |  |  |  |  |  |  |       |    |   |  |  |   |  |    |  |  |  |  |  |  |  |  |  |
| Sales worker                                    |                             |       |       |       |       |       |       |       |     |       |    |       |    |       |                                |  | Employer  |     |    |    |    |    |   |    |    |   |  |  |  |  |  |  |  | Employee  |     |    |    |    |    |   |    |    |   |  |  |  |  |  |  |  | Total   |     |    |    |    |    |   |    |    |   |  |  |  |  |  |  |  | Working proprietor <sup>1/</sup>                |     |    |   |    |    |   |    |   |  |  |  |  |  |  |  |  | Employer  |     |    |   |    |    |   |    |   |  |  |  |  |  |  |  |  | Employee  |     |    |   |    |    |   |    |   |  |  |  |  |  |  |  |  | Total   |     |    |   |    |    |   |    |   |  |  |  |  |  |  |  |  | Other   |     |    |   |    |    |   |    |   |  |  |  |  |  |  |  |  | Employer  |     |    |   |    |    |   |    |   |  |  |  |  |  |  |  |  | Employee  | 13  |    |   |    |    | 1 | 7  | 1 |  |  |  |  |  |  |  |  | Total   | 13  |    |   |    |    | 1 | 7  | 1 |  |  |  |  |  |  |  |  | Farmer, fisherman, lumberman and related worker |     |    |   |   |    |   |    |   |  |  |  |  |  |  |  |  | Employer  | 5   |    |   |   |    |   |    |   |  |  |  |  |  |  |  |  | Employee  | 109 | 10 | 2 | 2 | 31 |   | 54 | 1 |  |  |  |  |  |  |  |  | Total   | 114 | 10 | 2 | 3 | 31 |   | 58 | 1 |  |  |  |  |  |  |  |  | Other   |     |    |   |   |    |   |    |   |  |  |  |  |  |  |  |  | Employer  |     |    |   |   |    |   |    |   |  |  |  |  |  |  |  |  | Employee  |     |    |   |   |    |   |    |   |  |  |  |  |  |  |  |  | Total   |     |    |   |   |    |   |    |   |  |  |  |  |  |  |  |  | Miner, quarryman and related worker             |     |    |   |   |    |   |    |   |  |  |  |  |  |  |  |  | Employer  |     |    |   |   |    |   |    |   |  |  |  |  |  |  |  |  | Employee  | 40  | 1  |   |   | 9  |   | 28 |   |  |  |  |  |  |  |  |  | Total   | 40  | 1  |   |   | 9  |   | 28 |   |  |  |  |  |  |  |  |  |   |     |    |   |   |    |  |    |   |  |  |  |  |  |  |  |  |                                     |     |    |   |   |    |  |    |   |  |  |  |  |  |  |  |  |                                     |     |    |   |   |    |  |    |   |  |  |  |  |  |  |  |  |                                     |     |    |   |   |    |  |    |   |  |  |  |  |  |  |  |  |                                     |    |   |  |  |   |  |    |  |  |  |  |  |  |  |  |  |                                     |    |   |  |  |   |  |    |  |  |  |  |  |  |  |  |  |                                     |    |   |  |  |   |  |    |  |  |  |  |  |  |  |  |  |                                     |    |   |  |  |   |  |    |  |  |  |  |  |  |  |  |  |                                     |    |   |  |  |   |  |    |  |  |  |  |  |  |  |  |  |          |    |   |  |  |   |  |    |  |  |  |  |  |  |  |  |  |          |    |   |  |  |   |  |    |  |  |  |  |  |  |  |  |  |       |    |   |  |  |   |  |    |  |  |  |  |  |  |  |  |  |
| Employer  |                             |       |       |       |       |       |       |       |     |       |    |       |    |       |                                |  | Employee  |     |    |    |    |    |   |    |    |   |  |  |  |  |  |  |  | Total   |     |    |    |    |    |   |    |    |   |  |  |  |  |  |  |  | Working proprietor <sup>1/</sup>                |     |    |    |    |    |   |    |    |   |  |  |  |  |  |  |  | Employer  |     |    |   |    |    |   |    |   |  |  |  |  |  |  |  |  | Employee  |     |    |   |    |    |   |    |   |  |  |  |  |  |  |  |  | Total   |     |    |   |    |    |   |    |   |  |  |  |  |  |  |  |  | Other   |     |    |   |    |    |   |    |   |  |  |  |  |  |  |  |  | Employer  |     |    |   |    |    |   |    |   |  |  |  |  |  |  |  |  | Employee  | 13  |    |   |    |    | 1 | 7  | 1 |  |  |  |  |  |  |  |  | Total   | 13  |    |   |    |    | 1 | 7  | 1 |  |  |  |  |  |  |  |  | Farmer, fisherman, lumberman and related worker |     |    |   |    |    |   |    |   |  |  |  |  |  |  |  |  | Employer  | 5   |    |   |   |    |   |    |   |  |  |  |  |  |  |  |  | Employee  | 109 | 10 | 2 | 2 | 31 |   | 54 | 1 |  |  |  |  |  |  |  |  | Total   | 114 | 10 | 2 | 3 | 31 |   | 58 | 1 |  |  |  |  |  |  |  |  | Other   |     |    |   |   |    |   |    |   |  |  |  |  |  |  |  |  | Employer  |     |    |   |   |    |   |    |   |  |  |  |  |  |  |  |  | Employee  |     |    |   |   |    |   |    |   |  |  |  |  |  |  |  |  | Total   |     |    |   |   |    |   |    |   |  |  |  |  |  |  |  |  | Miner, quarryman and related worker             |     |    |   |   |    |   |    |   |  |  |  |  |  |  |  |  | Employer  |     |    |   |   |    |   |    |   |  |  |  |  |  |  |  |  | Employee  | 40  | 1  |   |   | 9  |   | 28 |   |  |  |  |  |  |  |  |  | Total   | 40  | 1  |   |   | 9  |   | 28 |   |  |  |  |  |  |  |  |  |   |     |    |   |   |    |   |    |   |  |  |  |  |  |  |  |  |   |     |    |   |   |    |  |    |   |  |  |  |  |  |  |  |  |                                     |     |    |   |   |    |  |    |   |  |  |  |  |  |  |  |  |                                     |     |    |   |   |    |  |    |   |  |  |  |  |  |  |  |  |                                     |     |    |   |   |    |  |    |   |  |  |  |  |  |  |  |  |                                     |    |   |  |  |   |  |    |  |  |  |  |  |  |  |  |  |                                     |    |   |  |  |   |  |    |  |  |  |  |  |  |  |  |  |                                     |    |   |  |  |   |  |    |  |  |  |  |  |  |  |  |  |                                     |    |   |  |  |   |  |    |  |  |  |  |  |  |  |  |  |                                     |    |   |  |  |   |  |    |  |  |  |  |  |  |  |  |  |          |    |   |  |  |   |  |    |  |  |  |  |  |  |  |  |  |          |    |   |  |  |   |  |    |  |  |  |  |  |  |  |  |  |       |    |   |  |  |   |  |    |  |  |  |  |  |  |  |  |  |
| Employee  |                             |       |       |       |       |       |       |       |     |       |    |       |    |       |                                |  | Total   |     |    |    |    |    |   |    |    |   |  |  |  |  |  |  |  | Working proprietor <sup>1/</sup>                |     |    |    |    |    |   |    |    |   |  |  |  |  |  |  |  | Employer  |     |    |    |    |    |   |    |    |   |  |  |  |  |  |  |  | Employee  |     |    |   |    |    |   |    |   |  |  |  |  |  |  |  |  | Total   |     |    |   |    |    |   |    |   |  |  |  |  |  |  |  |  | Other   |     |    |   |    |    |   |    |   |  |  |  |  |  |  |  |  | Employer  |     |    |   |    |    |   |    |   |  |  |  |  |  |  |  |  | Employee  | 13  |    |   |    |    | 1 | 7  | 1 |  |  |  |  |  |  |  |  | Total   | 13  |    |   |    |    | 1 | 7  | 1 |  |  |  |  |  |  |  |  | Farmer, fisherman, lumberman and related worker |     |    |   |    |    |   |    |   |  |  |  |  |  |  |  |  | Employer  | 5   |    |   |    |    |   |    |   |  |  |  |  |  |  |  |  | Employee  | 109 | 10 | 2 | 2 | 31 |   | 54 | 1 |  |  |  |  |  |  |  |  | Total   | 114 | 10 | 2 | 3 | 31 |   | 58 | 1 |  |  |  |  |  |  |  |  | Other   |     |    |   |   |    |   |    |   |  |  |  |  |  |  |  |  | Employer  |     |    |   |   |    |   |    |   |  |  |  |  |  |  |  |  | Employee  |     |    |   |   |    |   |    |   |  |  |  |  |  |  |  |  | Total   |     |    |   |   |    |   |    |   |  |  |  |  |  |  |  |  | Miner, quarryman and related worker             |     |    |   |   |    |   |    |   |  |  |  |  |  |  |  |  | Employer  |     |    |   |   |    |   |    |   |  |  |  |  |  |  |  |  | Employee  | 40  | 1  |   |   | 9  |   | 28 |   |  |  |  |  |  |  |  |  | Total   | 40  | 1  |   |   | 9  |   | 28 |   |  |  |  |  |  |  |  |  |   |     |    |   |   |    |   |    |   |  |  |  |  |  |  |  |  |   |     |    |   |   |    |   |    |   |  |  |  |  |  |  |  |  |   |     |    |   |   |    |  |    |   |  |  |  |  |  |  |  |  |                                     |     |    |   |   |    |  |    |   |  |  |  |  |  |  |  |  |                                     |     |    |   |   |    |  |    |   |  |  |  |  |  |  |  |  |                                     |     |    |   |   |    |  |    |   |  |  |  |  |  |  |  |  |                                     |    |   |  |  |   |  |    |  |  |  |  |  |  |  |  |  |                                     |    |   |  |  |   |  |    |  |  |  |  |  |  |  |  |  |                                     |    |   |  |  |   |  |    |  |  |  |  |  |  |  |  |  |                                     |    |   |  |  |   |  |    |  |  |  |  |  |  |  |  |  |                                     |    |   |  |  |   |  |    |  |  |  |  |  |  |  |  |  |          |    |   |  |  |   |  |    |  |  |  |  |  |  |  |  |  |          |    |   |  |  |   |  |    |  |  |  |  |  |  |  |  |  |       |    |   |  |  |   |  |    |  |  |  |  |  |  |  |  |  |
| Total   |                             |       |       |       |       |       |       |       |     |       |    |       |    |       |                                |  | Working proprietor <sup>1/</sup>                |     |    |    |    |    |   |    |    |   |  |  |  |  |  |  |  | Employer  |     |    |    |    |    |   |    |    |   |  |  |  |  |  |  |  | Employee  |     |    |    |    |    |   |    |    |   |  |  |  |  |  |  |  | Total   |     |    |   |    |    |   |    |   |  |  |  |  |  |  |  |  | Other   |     |    |   |    |    |   |    |   |  |  |  |  |  |  |  |  | Employer  |     |    |   |    |    |   |    |   |  |  |  |  |  |  |  |  | Employee  | 13  |    |   |    |    | 1 | 7  | 1 |  |  |  |  |  |  |  |  | Total   | 13  |    |   |    |    | 1 | 7  | 1 |  |  |  |  |  |  |  |  | Farmer, fisherman, lumberman and related worker |     |    |   |    |    |   |    |   |  |  |  |  |  |  |  |  | Employer  | 5   |    |   |    |    |   |    |   |  |  |  |  |  |  |  |  | Employee  | 109 | 10 | 2 | 2  | 31 |   | 54 | 1 |  |  |  |  |  |  |  |  | Total   | 114 | 10 | 2 | 3 | 31 |   | 58 | 1 |  |  |  |  |  |  |  |  | Other   |     |    |   |   |    |   |    |   |  |  |  |  |  |  |  |  | Employer  |     |    |   |   |    |   |    |   |  |  |  |  |  |  |  |  | Employee  |     |    |   |   |    |   |    |   |  |  |  |  |  |  |  |  | Total   |     |    |   |   |    |   |    |   |  |  |  |  |  |  |  |  | Miner, quarryman and related worker             |     |    |   |   |    |   |    |   |  |  |  |  |  |  |  |  | Employer  |     |    |   |   |    |   |    |   |  |  |  |  |  |  |  |  | Employee  | 40  | 1  |   |   | 9  |   | 28 |   |  |  |  |  |  |  |  |  | Total   | 40  | 1  |   |   | 9  |   | 28 |   |  |  |  |  |  |  |  |  |   |     |    |   |   |    |   |    |   |  |  |  |  |  |  |  |  |   |     |    |   |   |    |   |    |   |  |  |  |  |  |  |  |  |   |     |    |   |   |    |   |    |   |  |  |  |  |  |  |  |  |   |     |    |   |   |    |  |    |   |  |  |  |  |  |  |  |  |                                     |     |    |   |   |    |  |    |   |  |  |  |  |  |  |  |  |                                     |     |    |   |   |    |  |    |   |  |  |  |  |  |  |  |  |                                     |     |    |   |   |    |  |    |   |  |  |  |  |  |  |  |  |                                     |    |   |  |  |   |  |    |  |  |  |  |  |  |  |  |  |                                     |    |   |  |  |   |  |    |  |  |  |  |  |  |  |  |  |                                     |    |   |  |  |   |  |    |  |  |  |  |  |  |  |  |  |                                     |    |   |  |  |   |  |    |  |  |  |  |  |  |  |  |  |                                     |    |   |  |  |   |  |    |  |  |  |  |  |  |  |  |  |          |    |   |  |  |   |  |    |  |  |  |  |  |  |  |  |  |          |    |   |  |  |   |  |    |  |  |  |  |  |  |  |  |  |       |    |   |  |  |   |  |    |  |  |  |  |  |  |  |  |  |
| Working proprietor <sup>1/</sup>                |                             |       |       |       |       |       |       |       |     |       |    |       |    |       |                                |  | Employer  |     |    |    |    |    |   |    |    |   |  |  |  |  |  |  |  | Employee  |     |    |    |    |    |   |    |    |   |  |  |  |  |  |  |  | Total   |     |    |    |    |    |   |    |    |   |  |  |  |  |  |  |  | Other   |     |    |   |    |    |   |    |   |  |  |  |  |  |  |  |  | Employer  |     |    |   |    |    |   |    |   |  |  |  |  |  |  |  |  | Employee  | 13  |    |   |    |    | 1 | 7  | 1 |  |  |  |  |  |  |  |  | Total   | 13  |    |   |    |    | 1 | 7  | 1 |  |  |  |  |  |  |  |  | Farmer, fisherman, lumberman and related worker |     |    |   |    |    |   |    |   |  |  |  |  |  |  |  |  | Employer  | 5   |    |   |    |    |   |    |   |  |  |  |  |  |  |  |  | Employee  | 109 | 10 | 2 | 2  | 31 |   | 54 | 1 |  |  |  |  |  |  |  |  | Total   | 114 | 10 | 2 | 3  | 31 |   | 58 | 1 |  |  |  |  |  |  |  |  | Other   |     |    |   |   |    |   |    |   |  |  |  |  |  |  |  |  | Employer  |     |    |   |   |    |   |    |   |  |  |  |  |  |  |  |  | Employee  |     |    |   |   |    |   |    |   |  |  |  |  |  |  |  |  | Total   |     |    |   |   |    |   |    |   |  |  |  |  |  |  |  |  | Miner, quarryman and related worker             |     |    |   |   |    |   |    |   |  |  |  |  |  |  |  |  | Employer  |     |    |   |   |    |   |    |   |  |  |  |  |  |  |  |  | Employee  | 40  | 1  |   |   | 9  |   | 28 |   |  |  |  |  |  |  |  |  | Total   | 40  | 1  |   |   | 9  |   | 28 |   |  |  |  |  |  |  |  |  |   |     |    |   |   |    |   |    |   |  |  |  |  |  |  |  |  |   |     |    |   |   |    |   |    |   |  |  |  |  |  |  |  |  |   |     |    |   |   |    |   |    |   |  |  |  |  |  |  |  |  |   |     |    |   |   |    |   |    |   |  |  |  |  |  |  |  |  |   |     |    |   |   |    |  |    |   |  |  |  |  |  |  |  |  |                                     |     |    |   |   |    |  |    |   |  |  |  |  |  |  |  |  |                                     |     |    |   |   |    |  |    |   |  |  |  |  |  |  |  |  |                                     |     |    |   |   |    |  |    |   |  |  |  |  |  |  |  |  |                                     |    |   |  |  |   |  |    |  |  |  |  |  |  |  |  |  |                                     |    |   |  |  |   |  |    |  |  |  |  |  |  |  |  |  |                                     |    |   |  |  |   |  |    |  |  |  |  |  |  |  |  |  |                                     |    |   |  |  |   |  |    |  |  |  |  |  |  |  |  |  |                                     |    |   |  |  |   |  |    |  |  |  |  |  |  |  |  |  |          |    |   |  |  |   |  |    |  |  |  |  |  |  |  |  |  |          |    |   |  |  |   |  |    |  |  |  |  |  |  |  |  |  |       |    |   |  |  |   |  |    |  |  |  |  |  |  |  |  |  |
| Employer  |                             |       |       |       |       |       |       |       |     |       |    |       |    |       |                                |  | Employee  |     |    |    |    |    |   |    |    |   |  |  |  |  |  |  |  | Total   |     |    |    |    |    |   |    |    |   |  |  |  |  |  |  |  | Other   |     |    |    |    |    |   |    |    |   |  |  |  |  |  |  |  | Employer  |     |    |   |    |    |   |    |   |  |  |  |  |  |  |  |  | Employee  | 13  |    |   |    |    | 1 | 7  | 1 |  |  |  |  |  |  |  |  | Total   | 13  |    |   |    |    | 1 | 7  | 1 |  |  |  |  |  |  |  |  | Farmer, fisherman, lumberman and related worker |     |    |   |    |    |   |    |   |  |  |  |  |  |  |  |  | Employer  | 5   |    |   |    |    |   |    |   |  |  |  |  |  |  |  |  | Employee  | 109 | 10 | 2 | 2  | 31 |   | 54 | 1 |  |  |  |  |  |  |  |  | Total   | 114 | 10 | 2 | 3  | 31 |   | 58 | 1 |  |  |  |  |  |  |  |  | Other   |     |    |   |    |    |   |    |   |  |  |  |  |  |  |  |  | Employer  |     |    |   |   |    |   |    |   |  |  |  |  |  |  |  |  | Employee  |     |    |   |   |    |   |    |   |  |  |  |  |  |  |  |  | Total   |     |    |   |   |    |   |    |   |  |  |  |  |  |  |  |  | Miner, quarryman and related worker             |     |    |   |   |    |   |    |   |  |  |  |  |  |  |  |  | Employer  |     |    |   |   |    |   |    |   |  |  |  |  |  |  |  |  | Employee  | 40  | 1  |   |   | 9  |   | 28 |   |  |  |  |  |  |  |  |  | Total   | 40  | 1  |   |   | 9  |   | 28 |   |  |  |  |  |  |  |  |  |   |     |    |   |   |    |   |    |   |  |  |  |  |  |  |  |  |   |     |    |   |   |    |   |    |   |  |  |  |  |  |  |  |  |   |     |    |   |   |    |   |    |   |  |  |  |  |  |  |  |  |   |     |    |   |   |    |   |    |   |  |  |  |  |  |  |  |  |   |     |    |   |   |    |   |    |   |  |  |  |  |  |  |  |  |   |     |    |   |   |    |  |    |   |  |  |  |  |  |  |  |  |                                     |     |    |   |   |    |  |    |   |  |  |  |  |  |  |  |  |                                     |     |    |   |   |    |  |    |   |  |  |  |  |  |  |  |  |                                     |     |    |   |   |    |  |    |   |  |  |  |  |  |  |  |  |                                     |    |   |  |  |   |  |    |  |  |  |  |  |  |  |  |  |                                     |    |   |  |  |   |  |    |  |  |  |  |  |  |  |  |  |                                     |    |   |  |  |   |  |    |  |  |  |  |  |  |  |  |  |                                     |    |   |  |  |   |  |    |  |  |  |  |  |  |  |  |  |                                     |    |   |  |  |   |  |    |  |  |  |  |  |  |  |  |  |          |    |   |  |  |   |  |    |  |  |  |  |  |  |  |  |  |          |    |   |  |  |   |  |    |  |  |  |  |  |  |  |  |  |       |    |   |  |  |   |  |    |  |  |  |  |  |  |  |  |  |
| Employee  |                             |       |       |       |       |       |       |       |     |       |    |       |    |       |                                |  | Total   |     |    |    |    |    |   |    |    |   |  |  |  |  |  |  |  | Other   |     |    |    |    |    |   |    |    |   |  |  |  |  |  |  |  | Employer  |     |    |    |    |    |   |    |    |   |  |  |  |  |  |  |  | Employee  | 13  |    |   |    |    | 1 | 7  | 1 |  |  |  |  |  |  |  |  | Total   | 13  |    |   |    |    | 1 | 7  | 1 |  |  |  |  |  |  |  |  | Farmer, fisherman, lumberman and related worker |     |    |   |    |    |   |    |   |  |  |  |  |  |  |  |  | Employer  | 5   |    |   |    |    |   |    |   |  |  |  |  |  |  |  |  | Employee  | 109 | 10 | 2 | 2  | 31 |   | 54 | 1 |  |  |  |  |  |  |  |  | Total   | 114 | 10 | 2 | 3  | 31 |   | 58 | 1 |  |  |  |  |  |  |  |  | Other   |     |    |   |    |    |   |    |   |  |  |  |  |  |  |  |  | Employer  |     |    |   |    |    |   |    |   |  |  |  |  |  |  |  |  | Employee  |     |    |   |   |    |   |    |   |  |  |  |  |  |  |  |  | Total   |     |    |   |   |    |   |    |   |  |  |  |  |  |  |  |  | Miner, quarryman and related worker             |     |    |   |   |    |   |    |   |  |  |  |  |  |  |  |  | Employer  |     |    |   |   |    |   |    |   |  |  |  |  |  |  |  |  | Employee  | 40  | 1  |   |   | 9  |   | 28 |   |  |  |  |  |  |  |  |  | Total   | 40  | 1  |   |   | 9  |   | 28 |   |  |  |  |  |  |  |  |  |   |     |    |   |   |    |   |    |   |  |  |  |  |  |  |  |  |   |     |    |   |   |    |   |    |   |  |  |  |  |  |  |  |  |   |     |    |   |   |    |   |    |   |  |  |  |  |  |  |  |  |   |     |    |   |   |    |   |    |   |  |  |  |  |  |  |  |  |   |     |    |   |   |    |   |    |   |  |  |  |  |  |  |  |  |   |     |    |   |   |    |   |    |   |  |  |  |  |  |  |  |  |   |     |    |   |   |    |  |    |   |  |  |  |  |  |  |  |  |                                     |     |    |   |   |    |  |    |   |  |  |  |  |  |  |  |  |                                     |     |    |   |   |    |  |    |   |  |  |  |  |  |  |  |  |                                     |     |    |   |   |    |  |    |   |  |  |  |  |  |  |  |  |                                     |    |   |  |  |   |  |    |  |  |  |  |  |  |  |  |  |                                     |    |   |  |  |   |  |    |  |  |  |  |  |  |  |  |  |                                     |    |   |  |  |   |  |    |  |  |  |  |  |  |  |  |  |                                     |    |   |  |  |   |  |    |  |  |  |  |  |  |  |  |  |                                     |    |   |  |  |   |  |    |  |  |  |  |  |  |  |  |  |          |    |   |  |  |   |  |    |  |  |  |  |  |  |  |  |  |          |    |   |  |  |   |  |    |  |  |  |  |  |  |  |  |  |       |    |   |  |  |   |  |    |  |  |  |  |  |  |  |  |  |
| Total   |                             |       |       |       |       |       |       |       |     |       |    |       |    |       |                                |  | Other   |     |    |    |    |    |   |    |    |   |  |  |  |  |  |  |  | Employer  |     |    |    |    |    |   |    |    |   |  |  |  |  |  |  |  | Employee  | 13  |    |    |    |    | 1 | 7  | 1  |   |  |  |  |  |  |  |  | Total   | 13  |    |   |    |    | 1 | 7  | 1 |  |  |  |  |  |  |  |  | Farmer, fisherman, lumberman and related worker |     |    |   |    |    |   |    |   |  |  |  |  |  |  |  |  | Employer  | 5   |    |   |    |    |   |    |   |  |  |  |  |  |  |  |  | Employee  | 109 | 10 | 2 | 2  | 31 |   | 54 | 1 |  |  |  |  |  |  |  |  | Total   | 114 | 10 | 2 | 3  | 31 |   | 58 | 1 |  |  |  |  |  |  |  |  | Other   |     |    |   |    |    |   |    |   |  |  |  |  |  |  |  |  | Employer  |     |    |   |    |    |   |    |   |  |  |  |  |  |  |  |  | Employee  |     |    |   |    |    |   |    |   |  |  |  |  |  |  |  |  | Total   |     |    |   |   |    |   |    |   |  |  |  |  |  |  |  |  | Miner, quarryman and related worker             |     |    |   |   |    |   |    |   |  |  |  |  |  |  |  |  | Employer  |     |    |   |   |    |   |    |   |  |  |  |  |  |  |  |  | Employee  | 40  | 1  |   |   | 9  |   | 28 |   |  |  |  |  |  |  |  |  | Total   | 40  | 1  |   |   | 9  |   | 28 |   |  |  |  |  |  |  |  |  |   |     |    |   |   |    |   |    |   |  |  |  |  |  |  |  |  |   |     |    |   |   |    |   |    |   |  |  |  |  |  |  |  |  |   |     |    |   |   |    |   |    |   |  |  |  |  |  |  |  |  |   |     |    |   |   |    |   |    |   |  |  |  |  |  |  |  |  |   |     |    |   |   |    |   |    |   |  |  |  |  |  |  |  |  |   |     |    |   |   |    |   |    |   |  |  |  |  |  |  |  |  |   |     |    |   |   |    |   |    |   |  |  |  |  |  |  |  |  |   |     |    |   |   |    |  |    |   |  |  |  |  |  |  |  |  |                                     |     |    |   |   |    |  |    |   |  |  |  |  |  |  |  |  |                                     |     |    |   |   |    |  |    |   |  |  |  |  |  |  |  |  |                                     |     |    |   |   |    |  |    |   |  |  |  |  |  |  |  |  |                                     |    |   |  |  |   |  |    |  |  |  |  |  |  |  |  |  |                                     |    |   |  |  |   |  |    |  |  |  |  |  |  |  |  |  |                                     |    |   |  |  |   |  |    |  |  |  |  |  |  |  |  |  |                                     |    |   |  |  |   |  |    |  |  |  |  |  |  |  |  |  |                                     |    |   |  |  |   |  |    |  |  |  |  |  |  |  |  |  |          |    |   |  |  |   |  |    |  |  |  |  |  |  |  |  |  |          |    |   |  |  |   |  |    |  |  |  |  |  |  |  |  |  |       |    |   |  |  |   |  |    |  |  |  |  |  |  |  |  |  |
| Other   |                             |       |       |       |       |       |       |       |     |       |    |       |    |       |                                |  | Employer  |     |    |    |    |    |   |    |    |   |  |  |  |  |  |  |  | Employee  | 13  |    |    |    |    | 1 | 7  | 1  |   |  |  |  |  |  |  |  | Total   | 13  |    |    |    |    | 1 | 7  | 1  |   |  |  |  |  |  |  |  | Farmer, fisherman, lumberman and related worker |     |    |   |    |    |   |    |   |  |  |  |  |  |  |  |  | Employer  | 5   |    |   |    |    |   |    |   |  |  |  |  |  |  |  |  | Employee  | 109 | 10 | 2 | 2  | 31 |   | 54 | 1 |  |  |  |  |  |  |  |  | Total   | 114 | 10 | 2 | 3  | 31 |   | 58 | 1 |  |  |  |  |  |  |  |  | Other   |     |    |   |    |    |   |    |   |  |  |  |  |  |  |  |  | Employer  |     |    |   |    |    |   |    |   |  |  |  |  |  |  |  |  | Employee  |     |    |   |    |    |   |    |   |  |  |  |  |  |  |  |  | Total   |     |    |   |    |    |   |    |   |  |  |  |  |  |  |  |  | Miner, quarryman and related worker             |     |    |   |   |    |   |    |   |  |  |  |  |  |  |  |  | Employer  |     |    |   |   |    |   |    |   |  |  |  |  |  |  |  |  | Employee  | 40  | 1  |   |   | 9  |   | 28 |   |  |  |  |  |  |  |  |  | Total   | 40  | 1  |   |   | 9  |   | 28 |   |  |  |  |  |  |  |  |  |   |     |    |   |   |    |   |    |   |  |  |  |  |  |  |  |  |   |     |    |   |   |    |   |    |   |  |  |  |  |  |  |  |  |   |     |    |   |   |    |   |    |   |  |  |  |  |  |  |  |  |   |     |    |   |   |    |   |    |   |  |  |  |  |  |  |  |  |   |     |    |   |   |    |   |    |   |  |  |  |  |  |  |  |  |   |     |    |   |   |    |   |    |   |  |  |  |  |  |  |  |  |   |     |    |   |   |    |   |    |   |  |  |  |  |  |  |  |  |   |     |    |   |   |    |   |    |   |  |  |  |  |  |  |  |  |   |     |    |   |   |    |  |    |   |  |  |  |  |  |  |  |  |                                     |     |    |   |   |    |  |    |   |  |  |  |  |  |  |  |  |                                     |     |    |   |   |    |  |    |   |  |  |  |  |  |  |  |  |                                     |     |    |   |   |    |  |    |   |  |  |  |  |  |  |  |  |                                     |    |   |  |  |   |  |    |  |  |  |  |  |  |  |  |  |                                     |    |   |  |  |   |  |    |  |  |  |  |  |  |  |  |  |                                     |    |   |  |  |   |  |    |  |  |  |  |  |  |  |  |  |                                     |    |   |  |  |   |  |    |  |  |  |  |  |  |  |  |  |                                     |    |   |  |  |   |  |    |  |  |  |  |  |  |  |  |  |          |    |   |  |  |   |  |    |  |  |  |  |  |  |  |  |  |          |    |   |  |  |   |  |    |  |  |  |  |  |  |  |  |  |       |    |   |  |  |   |  |    |  |  |  |  |  |  |  |  |  |
| Employer  |                             |       |       |       |       |       |       |       |     |       |    |       |    |       |                                |  | Employee  | 13  |    |    |    |    | 1 | 7  | 1  |   |  |  |  |  |  |  |  | Total   | 13  |    |    |    |    | 1 | 7  | 1  |   |  |  |  |  |  |  |  | Farmer, fisherman, lumberman and related worker |     |    |    |    |    |   |    |    |   |  |  |  |  |  |  |  | Employer  | 5   |    |   |    |    |   |    |   |  |  |  |  |  |  |  |  | Employee  | 109 | 10 | 2 | 2  | 31 |   | 54 | 1 |  |  |  |  |  |  |  |  | Total   | 114 | 10 | 2 | 3  | 31 |   | 58 | 1 |  |  |  |  |  |  |  |  | Other   |     |    |   |    |    |   |    |   |  |  |  |  |  |  |  |  | Employer  |     |    |   |    |    |   |    |   |  |  |  |  |  |  |  |  | Employee  |     |    |   |    |    |   |    |   |  |  |  |  |  |  |  |  | Total   |     |    |   |    |    |   |    |   |  |  |  |  |  |  |  |  | Miner, quarryman and related worker             |     |    |   |    |    |   |    |   |  |  |  |  |  |  |  |  | Employer  |     |    |   |   |    |   |    |   |  |  |  |  |  |  |  |  | Employee  | 40  | 1  |   |   | 9  |   | 28 |   |  |  |  |  |  |  |  |  | Total   | 40  | 1  |   |   | 9  |   | 28 |   |  |  |  |  |  |  |  |  |   |     |    |   |   |    |   |    |   |  |  |  |  |  |  |  |  |   |     |    |   |   |    |   |    |   |  |  |  |  |  |  |  |  |   |     |    |   |   |    |   |    |   |  |  |  |  |  |  |  |  |   |     |    |   |   |    |   |    |   |  |  |  |  |  |  |  |  |   |     |    |   |   |    |   |    |   |  |  |  |  |  |  |  |  |   |     |    |   |   |    |   |    |   |  |  |  |  |  |  |  |  |   |     |    |   |   |    |   |    |   |  |  |  |  |  |  |  |  |   |     |    |   |   |    |   |    |   |  |  |  |  |  |  |  |  |   |     |    |   |   |    |   |    |   |  |  |  |  |  |  |  |  |   |     |    |   |   |    |  |    |   |  |  |  |  |  |  |  |  |                                     |     |    |   |   |    |  |    |   |  |  |  |  |  |  |  |  |                                     |     |    |   |   |    |  |    |   |  |  |  |  |  |  |  |  |                                     |     |    |   |   |    |  |    |   |  |  |  |  |  |  |  |  |                                     |    |   |  |  |   |  |    |  |  |  |  |  |  |  |  |  |                                     |    |   |  |  |   |  |    |  |  |  |  |  |  |  |  |  |                                     |    |   |  |  |   |  |    |  |  |  |  |  |  |  |  |  |                                     |    |   |  |  |   |  |    |  |  |  |  |  |  |  |  |  |                                     |    |   |  |  |   |  |    |  |  |  |  |  |  |  |  |  |          |    |   |  |  |   |  |    |  |  |  |  |  |  |  |  |  |          |    |   |  |  |   |  |    |  |  |  |  |  |  |  |  |  |       |    |   |  |  |   |  |    |  |  |  |  |  |  |  |  |  |
| Employee  | 13                          |       |       |       |       | 1     | 7     | 1     |     |       |    |       |    |       |                                |  | Total   | 13  |    |    |    |    | 1 | 7  | 1  |   |  |  |  |  |  |  |  | Farmer, fisherman, lumberman and related worker |     |    |    |    |    |   |    |    |   |  |  |  |  |  |  |  | Employer  | 5   |    |    |    |    |   |    |    |   |  |  |  |  |  |  |  | Employee  | 109 | 10 | 2 | 2  | 31 |   | 54 | 1 |  |  |  |  |  |  |  |  | Total   | 114 | 10 | 2 | 3  | 31 |   | 58 | 1 |  |  |  |  |  |  |  |  | Other   |     |    |   |    |    |   |    |   |  |  |  |  |  |  |  |  | Employer  |     |    |   |    |    |   |    |   |  |  |  |  |  |  |  |  | Employee  |     |    |   |    |    |   |    |   |  |  |  |  |  |  |  |  | Total   |     |    |   |    |    |   |    |   |  |  |  |  |  |  |  |  | Miner, quarryman and related worker             |     |    |   |    |    |   |    |   |  |  |  |  |  |  |  |  | Employer  |     |    |   |    |    |   |    |   |  |  |  |  |  |  |  |  | Employee  | 40  | 1  |   |   | 9  |   | 28 |   |  |  |  |  |  |  |  |  | Total   | 40  | 1  |   |   | 9  |   | 28 |   |  |  |  |  |  |  |  |  |   |     |    |   |   |    |   |    |   |  |  |  |  |  |  |  |  |   |     |    |   |   |    |   |    |   |  |  |  |  |  |  |  |  |   |     |    |   |   |    |   |    |   |  |  |  |  |  |  |  |  |   |     |    |   |   |    |   |    |   |  |  |  |  |  |  |  |  |   |     |    |   |   |    |   |    |   |  |  |  |  |  |  |  |  |   |     |    |   |   |    |   |    |   |  |  |  |  |  |  |  |  |   |     |    |   |   |    |   |    |   |  |  |  |  |  |  |  |  |   |     |    |   |   |    |   |    |   |  |  |  |  |  |  |  |  |   |     |    |   |   |    |   |    |   |  |  |  |  |  |  |  |  |   |     |    |   |   |    |   |    |   |  |  |  |  |  |  |  |  |   |     |    |   |   |    |  |    |   |  |  |  |  |  |  |  |  |                                     |     |    |   |   |    |  |    |   |  |  |  |  |  |  |  |  |                                     |     |    |   |   |    |  |    |   |  |  |  |  |  |  |  |  |                                     |     |    |   |   |    |  |    |   |  |  |  |  |  |  |  |  |                                     |    |   |  |  |   |  |    |  |  |  |  |  |  |  |  |  |                                     |    |   |  |  |   |  |    |  |  |  |  |  |  |  |  |  |                                     |    |   |  |  |   |  |    |  |  |  |  |  |  |  |  |  |                                     |    |   |  |  |   |  |    |  |  |  |  |  |  |  |  |  |                                     |    |   |  |  |   |  |    |  |  |  |  |  |  |  |  |  |          |    |   |  |  |   |  |    |  |  |  |  |  |  |  |  |  |          |    |   |  |  |   |  |    |  |  |  |  |  |  |  |  |  |       |    |   |  |  |   |  |    |  |  |  |  |  |  |  |  |  |
| Total   | 13                          |       |       |       |       | 1     | 7     | 1     |     |       |    |       |    |       |                                |  | Farmer, fisherman, lumberman and related worker |     |    |    |    |    |   |    |    |   |  |  |  |  |  |  |  | Employer  | 5   |    |    |    |    |   |    |    |   |  |  |  |  |  |  |  | Employee  | 109 | 10 | 2  | 2  | 31 |   | 54 | 1  |   |  |  |  |  |  |  |  | Total   | 114 | 10 | 2 | 3  | 31 |   | 58 | 1 |  |  |  |  |  |  |  |  | Other   |     |    |   |    |    |   |    |   |  |  |  |  |  |  |  |  | Employer  |     |    |   |    |    |   |    |   |  |  |  |  |  |  |  |  | Employee  |     |    |   |    |    |   |    |   |  |  |  |  |  |  |  |  | Total   |     |    |   |    |    |   |    |   |  |  |  |  |  |  |  |  | Miner, quarryman and related worker             |     |    |   |    |    |   |    |   |  |  |  |  |  |  |  |  | Employer  |     |    |   |    |    |   |    |   |  |  |  |  |  |  |  |  | Employee  | 40  | 1  |   |    | 9  |   | 28 |   |  |  |  |  |  |  |  |  | Total   | 40  | 1  |   |   | 9  |   | 28 |   |  |  |  |  |  |  |  |  |   |     |    |   |   |    |   |    |   |  |  |  |  |  |  |  |  |   |     |    |   |   |    |   |    |   |  |  |  |  |  |  |  |  |   |     |    |   |   |    |   |    |   |  |  |  |  |  |  |  |  |   |     |    |   |   |    |   |    |   |  |  |  |  |  |  |  |  |   |     |    |   |   |    |   |    |   |  |  |  |  |  |  |  |  |   |     |    |   |   |    |   |    |   |  |  |  |  |  |  |  |  |   |     |    |   |   |    |   |    |   |  |  |  |  |  |  |  |  |   |     |    |   |   |    |   |    |   |  |  |  |  |  |  |  |  |   |     |    |   |   |    |   |    |   |  |  |  |  |  |  |  |  |   |     |    |   |   |    |   |    |   |  |  |  |  |  |  |  |  |   |     |    |   |   |    |   |    |   |  |  |  |  |  |  |  |  |   |     |    |   |   |    |  |    |   |  |  |  |  |  |  |  |  |                                     |     |    |   |   |    |  |    |   |  |  |  |  |  |  |  |  |                                     |     |    |   |   |    |  |    |   |  |  |  |  |  |  |  |  |                                     |     |    |   |   |    |  |    |   |  |  |  |  |  |  |  |  |                                     |    |   |  |  |   |  |    |  |  |  |  |  |  |  |  |  |                                     |    |   |  |  |   |  |    |  |  |  |  |  |  |  |  |  |                                     |    |   |  |  |   |  |    |  |  |  |  |  |  |  |  |  |                                     |    |   |  |  |   |  |    |  |  |  |  |  |  |  |  |  |                                     |    |   |  |  |   |  |    |  |  |  |  |  |  |  |  |  |          |    |   |  |  |   |  |    |  |  |  |  |  |  |  |  |  |          |    |   |  |  |   |  |    |  |  |  |  |  |  |  |  |  |       |    |   |  |  |   |  |    |  |  |  |  |  |  |  |  |  |
| Farmer, fisherman, lumberman and related worker |                             |       |       |       |       |       |       |       |     |       |    |       |    |       |                                |  | Employer  | 5   |    |    |    |    |   |    |    |   |  |  |  |  |  |  |  | Employee  | 109 | 10 | 2  | 2  | 31 |   | 54 | 1  |   |  |  |  |  |  |  |  | Total   | 114 | 10 | 2  | 3  | 31 |   | 58 | 1  |   |  |  |  |  |  |  |  | Other   |     |    |   |    |    |   |    |   |  |  |  |  |  |  |  |  | Employer  |     |    |   |    |    |   |    |   |  |  |  |  |  |  |  |  | Employee  |     |    |   |    |    |   |    |   |  |  |  |  |  |  |  |  | Total   |     |    |   |    |    |   |    |   |  |  |  |  |  |  |  |  | Miner, quarryman and related worker             |     |    |   |    |    |   |    |   |  |  |  |  |  |  |  |  | Employer  |     |    |   |    |    |   |    |   |  |  |  |  |  |  |  |  | Employee  | 40  | 1  |   |    | 9  |   | 28 |   |  |  |  |  |  |  |  |  | Total   | 40  | 1  |   |    | 9  |   | 28 |   |  |  |  |  |  |  |  |  |   |     |    |   |   |    |   |    |   |  |  |  |  |  |  |  |  |   |     |    |   |   |    |   |    |   |  |  |  |  |  |  |  |  |   |     |    |   |   |    |   |    |   |  |  |  |  |  |  |  |  |   |     |    |   |   |    |   |    |   |  |  |  |  |  |  |  |  |   |     |    |   |   |    |   |    |   |  |  |  |  |  |  |  |  |   |     |    |   |   |    |   |    |   |  |  |  |  |  |  |  |  |   |     |    |   |   |    |   |    |   |  |  |  |  |  |  |  |  |   |     |    |   |   |    |   |    |   |  |  |  |  |  |  |  |  |   |     |    |   |   |    |   |    |   |  |  |  |  |  |  |  |  |   |     |    |   |   |    |   |    |   |  |  |  |  |  |  |  |  |   |     |    |   |   |    |   |    |   |  |  |  |  |  |  |  |  |   |     |    |   |   |    |   |    |   |  |  |  |  |  |  |  |  |   |     |    |   |   |    |  |    |   |  |  |  |  |  |  |  |  |                                     |     |    |   |   |    |  |    |   |  |  |  |  |  |  |  |  |                                     |     |    |   |   |    |  |    |   |  |  |  |  |  |  |  |  |                                     |     |    |   |   |    |  |    |   |  |  |  |  |  |  |  |  |                                     |    |   |  |  |   |  |    |  |  |  |  |  |  |  |  |  |                                     |    |   |  |  |   |  |    |  |  |  |  |  |  |  |  |  |                                     |    |   |  |  |   |  |    |  |  |  |  |  |  |  |  |  |                                     |    |   |  |  |   |  |    |  |  |  |  |  |  |  |  |  |                                     |    |   |  |  |   |  |    |  |  |  |  |  |  |  |  |  |          |    |   |  |  |   |  |    |  |  |  |  |  |  |  |  |  |          |    |   |  |  |   |  |    |  |  |  |  |  |  |  |  |  |       |    |   |  |  |   |  |    |  |  |  |  |  |  |  |  |  |
| Employer  | 5                           |       |       |       |       |       |       |       |     |       |    |       |    |       |                                |  | Employee  | 109 | 10 | 2  | 2  | 31 |   | 54 | 1  |   |  |  |  |  |  |  |  | Total   | 114 | 10 | 2  | 3  | 31 |   | 58 | 1  |   |  |  |  |  |  |  |  | Other   |     |    |    |    |    |   |    |    |   |  |  |  |  |  |  |  | Employer  |     |    |   |    |    |   |    |   |  |  |  |  |  |  |  |  | Employee  |     |    |   |    |    |   |    |   |  |  |  |  |  |  |  |  | Total   |     |    |   |    |    |   |    |   |  |  |  |  |  |  |  |  | Miner, quarryman and related worker             |     |    |   |    |    |   |    |   |  |  |  |  |  |  |  |  | Employer  |     |    |   |    |    |   |    |   |  |  |  |  |  |  |  |  | Employee  | 40  | 1  |   |    | 9  |   | 28 |   |  |  |  |  |  |  |  |  | Total   | 40  | 1  |   |    | 9  |   | 28 |   |  |  |  |  |  |  |  |  |   |     |    |   |    |    |   |    |   |  |  |  |  |  |  |  |  |   |     |    |   |   |    |   |    |   |  |  |  |  |  |  |  |  |   |     |    |   |   |    |   |    |   |  |  |  |  |  |  |  |  |   |     |    |   |   |    |   |    |   |  |  |  |  |  |  |  |  |   |     |    |   |   |    |   |    |   |  |  |  |  |  |  |  |  |   |     |    |   |   |    |   |    |   |  |  |  |  |  |  |  |  |   |     |    |   |   |    |   |    |   |  |  |  |  |  |  |  |  |   |     |    |   |   |    |   |    |   |  |  |  |  |  |  |  |  |   |     |    |   |   |    |   |    |   |  |  |  |  |  |  |  |  |   |     |    |   |   |    |   |    |   |  |  |  |  |  |  |  |  |   |     |    |   |   |    |   |    |   |  |  |  |  |  |  |  |  |   |     |    |   |   |    |   |    |   |  |  |  |  |  |  |  |  |   |     |    |   |   |    |   |    |   |  |  |  |  |  |  |  |  |   |     |    |   |   |    |  |    |   |  |  |  |  |  |  |  |  |                                     |     |    |   |   |    |  |    |   |  |  |  |  |  |  |  |  |                                     |     |    |   |   |    |  |    |   |  |  |  |  |  |  |  |  |                                     |     |    |   |   |    |  |    |   |  |  |  |  |  |  |  |  |                                     |    |   |  |  |   |  |    |  |  |  |  |  |  |  |  |  |                                     |    |   |  |  |   |  |    |  |  |  |  |  |  |  |  |  |                                     |    |   |  |  |   |  |    |  |  |  |  |  |  |  |  |  |                                     |    |   |  |  |   |  |    |  |  |  |  |  |  |  |  |  |                                     |    |   |  |  |   |  |    |  |  |  |  |  |  |  |  |  |          |    |   |  |  |   |  |    |  |  |  |  |  |  |  |  |  |          |    |   |  |  |   |  |    |  |  |  |  |  |  |  |  |  |       |    |   |  |  |   |  |    |  |  |  |  |  |  |  |  |  |
| Employee  | 109                         | 10    | 2     | 2     | 31    |       | 54    | 1     |     |       |    |       |    |       |                                |  | Total   | 114 | 10 | 2  | 3  | 31 |   | 58 | 1  |   |  |  |  |  |  |  |  | Other   |     |    |    |    |    |   |    |    |   |  |  |  |  |  |  |  | Employer  |     |    |    |    |    |   |    |    |   |  |  |  |  |  |  |  | Employee  |     |    |   |    |    |   |    |   |  |  |  |  |  |  |  |  | Total   |     |    |   |    |    |   |    |   |  |  |  |  |  |  |  |  | Miner, quarryman and related worker             |     |    |   |    |    |   |    |   |  |  |  |  |  |  |  |  | Employer  |     |    |   |    |    |   |    |   |  |  |  |  |  |  |  |  | Employee  | 40  | 1  |   |    | 9  |   | 28 |   |  |  |  |  |  |  |  |  | Total   | 40  | 1  |   |    | 9  |   | 28 |   |  |  |  |  |  |  |  |  |   |     |    |   |    |    |   |    |   |  |  |  |  |  |  |  |  |   |     |    |   |    |    |   |    |   |  |  |  |  |  |  |  |  |   |     |    |   |   |    |   |    |   |  |  |  |  |  |  |  |  |   |     |    |   |   |    |   |    |   |  |  |  |  |  |  |  |  |   |     |    |   |   |    |   |    |   |  |  |  |  |  |  |  |  |   |     |    |   |   |    |   |    |   |  |  |  |  |  |  |  |  |   |     |    |   |   |    |   |    |   |  |  |  |  |  |  |  |  |   |     |    |   |   |    |   |    |   |  |  |  |  |  |  |  |  |   |     |    |   |   |    |   |    |   |  |  |  |  |  |  |  |  |   |     |    |   |   |    |   |    |   |  |  |  |  |  |  |  |  |   |     |    |   |   |    |   |    |   |  |  |  |  |  |  |  |  |   |     |    |   |   |    |   |    |   |  |  |  |  |  |  |  |  |   |     |    |   |   |    |   |    |   |  |  |  |  |  |  |  |  |   |     |    |   |   |    |   |    |   |  |  |  |  |  |  |  |  |   |     |    |   |   |    |  |    |   |  |  |  |  |  |  |  |  |                                     |     |    |   |   |    |  |    |   |  |  |  |  |  |  |  |  |                                     |     |    |   |   |    |  |    |   |  |  |  |  |  |  |  |  |                                     |     |    |   |   |    |  |    |   |  |  |  |  |  |  |  |  |                                     |    |   |  |  |   |  |    |  |  |  |  |  |  |  |  |  |                                     |    |   |  |  |   |  |    |  |  |  |  |  |  |  |  |  |                                     |    |   |  |  |   |  |    |  |  |  |  |  |  |  |  |  |                                     |    |   |  |  |   |  |    |  |  |  |  |  |  |  |  |  |                                     |    |   |  |  |   |  |    |  |  |  |  |  |  |  |  |  |          |    |   |  |  |   |  |    |  |  |  |  |  |  |  |  |  |          |    |   |  |  |   |  |    |  |  |  |  |  |  |  |  |  |       |    |   |  |  |   |  |    |  |  |  |  |  |  |  |  |  |
| Total   | 114                         | 10    | 2     | 3     | 31    |       | 58    | 1     |     |       |    |       |    |       |                                |  | Other   |     |    |    |    |    |   |    |    |   |  |  |  |  |  |  |  | Employer  |     |    |    |    |    |   |    |    |   |  |  |  |  |  |  |  | Employee  |     |    |    |    |    |   |    |    |   |  |  |  |  |  |  |  | Total   |     |    |   |    |    |   |    |   |  |  |  |  |  |  |  |  | Miner, quarryman and related worker             |     |    |   |    |    |   |    |   |  |  |  |  |  |  |  |  | Employer  |     |    |   |    |    |   |    |   |  |  |  |  |  |  |  |  | Employee  | 40  | 1  |   |    | 9  |   | 28 |   |  |  |  |  |  |  |  |  | Total   | 40  | 1  |   |    | 9  |   | 28 |   |  |  |  |  |  |  |  |  |   |     |    |   |    |    |   |    |   |  |  |  |  |  |  |  |  |   |     |    |   |    |    |   |    |   |  |  |  |  |  |  |  |  |   |     |    |   |    |    |   |    |   |  |  |  |  |  |  |  |  |   |     |    |   |   |    |   |    |   |  |  |  |  |  |  |  |  |   |     |    |   |   |    |   |    |   |  |  |  |  |  |  |  |  |   |     |    |   |   |    |   |    |   |  |  |  |  |  |  |  |  |   |     |    |   |   |    |   |    |   |  |  |  |  |  |  |  |  |   |     |    |   |   |    |   |    |   |  |  |  |  |  |  |  |  |   |     |    |   |   |    |   |    |   |  |  |  |  |  |  |  |  |   |     |    |   |   |    |   |    |   |  |  |  |  |  |  |  |  |   |     |    |   |   |    |   |    |   |  |  |  |  |  |  |  |  |   |     |    |   |   |    |   |    |   |  |  |  |  |  |  |  |  |   |     |    |   |   |    |   |    |   |  |  |  |  |  |  |  |  |   |     |    |   |   |    |   |    |   |  |  |  |  |  |  |  |  |   |     |    |   |   |    |   |    |   |  |  |  |  |  |  |  |  |   |     |    |   |   |    |  |    |   |  |  |  |  |  |  |  |  |                                     |     |    |   |   |    |  |    |   |  |  |  |  |  |  |  |  |                                     |     |    |   |   |    |  |    |   |  |  |  |  |  |  |  |  |                                     |     |    |   |   |    |  |    |   |  |  |  |  |  |  |  |  |                                     |    |   |  |  |   |  |    |  |  |  |  |  |  |  |  |  |                                     |    |   |  |  |   |  |    |  |  |  |  |  |  |  |  |  |                                     |    |   |  |  |   |  |    |  |  |  |  |  |  |  |  |  |                                     |    |   |  |  |   |  |    |  |  |  |  |  |  |  |  |  |                                     |    |   |  |  |   |  |    |  |  |  |  |  |  |  |  |  |          |    |   |  |  |   |  |    |  |  |  |  |  |  |  |  |  |          |    |   |  |  |   |  |    |  |  |  |  |  |  |  |  |  |       |    |   |  |  |   |  |    |  |  |  |  |  |  |  |  |  |
| Other   |                             |       |       |       |       |       |       |       |     |       |    |       |    |       |                                |  | Employer  |     |    |    |    |    |   |    |    |   |  |  |  |  |  |  |  | Employee  |     |    |    |    |    |   |    |    |   |  |  |  |  |  |  |  | Total   |     |    |    |    |    |   |    |    |   |  |  |  |  |  |  |  | Miner, quarryman and related worker             |     |    |   |    |    |   |    |   |  |  |  |  |  |  |  |  | Employer  |     |    |   |    |    |   |    |   |  |  |  |  |  |  |  |  | Employee  | 40  | 1  |   |    | 9  |   | 28 |   |  |  |  |  |  |  |  |  | Total   | 40  | 1  |   |    | 9  |   | 28 |   |  |  |  |  |  |  |  |  |   |     |    |   |    |    |   |    |   |  |  |  |  |  |  |  |  |   |     |    |   |    |    |   |    |   |  |  |  |  |  |  |  |  |   |     |    |   |    |    |   |    |   |  |  |  |  |  |  |  |  |   |     |    |   |    |    |   |    |   |  |  |  |  |  |  |  |  |   |     |    |   |   |    |   |    |   |  |  |  |  |  |  |  |  |   |     |    |   |   |    |   |    |   |  |  |  |  |  |  |  |  |   |     |    |   |   |    |   |    |   |  |  |  |  |  |  |  |  |   |     |    |   |   |    |   |    |   |  |  |  |  |  |  |  |  |   |     |    |   |   |    |   |    |   |  |  |  |  |  |  |  |  |   |     |    |   |   |    |   |    |   |  |  |  |  |  |  |  |  |   |     |    |   |   |    |   |    |   |  |  |  |  |  |  |  |  |   |     |    |   |   |    |   |    |   |  |  |  |  |  |  |  |  |   |     |    |   |   |    |   |    |   |  |  |  |  |  |  |  |  |   |     |    |   |   |    |   |    |   |  |  |  |  |  |  |  |  |   |     |    |   |   |    |   |    |   |  |  |  |  |  |  |  |  |   |     |    |   |   |    |   |    |   |  |  |  |  |  |  |  |  |   |     |    |   |   |    |  |    |   |  |  |  |  |  |  |  |  |                                     |     |    |   |   |    |  |    |   |  |  |  |  |  |  |  |  |                                     |     |    |   |   |    |  |    |   |  |  |  |  |  |  |  |  |                                     |     |    |   |   |    |  |    |   |  |  |  |  |  |  |  |  |                                     |    |   |  |  |   |  |    |  |  |  |  |  |  |  |  |  |                                     |    |   |  |  |   |  |    |  |  |  |  |  |  |  |  |  |                                     |    |   |  |  |   |  |    |  |  |  |  |  |  |  |  |  |                                     |    |   |  |  |   |  |    |  |  |  |  |  |  |  |  |  |                                     |    |   |  |  |   |  |    |  |  |  |  |  |  |  |  |  |          |    |   |  |  |   |  |    |  |  |  |  |  |  |  |  |  |          |    |   |  |  |   |  |    |  |  |  |  |  |  |  |  |  |       |    |   |  |  |   |  |    |  |  |  |  |  |  |  |  |  |
| Employer  |                             |       |       |       |       |       |       |       |     |       |    |       |    |       |                                |  | Employee  |     |    |    |    |    |   |    |    |   |  |  |  |  |  |  |  | Total   |     |    |    |    |    |   |    |    |   |  |  |  |  |  |  |  | Miner, quarryman and related worker             |     |    |    |    |    |   |    |    |   |  |  |  |  |  |  |  | Employer  |     |    |   |    |    |   |    |   |  |  |  |  |  |  |  |  | Employee  | 40  | 1  |   |    | 9  |   | 28 |   |  |  |  |  |  |  |  |  | Total   | 40  | 1  |   |    | 9  |   | 28 |   |  |  |  |  |  |  |  |  |   |     |    |   |    |    |   |    |   |  |  |  |  |  |  |  |  |   |     |    |   |    |    |   |    |   |  |  |  |  |  |  |  |  |   |     |    |   |    |    |   |    |   |  |  |  |  |  |  |  |  |   |     |    |   |    |    |   |    |   |  |  |  |  |  |  |  |  |   |     |    |   |    |    |   |    |   |  |  |  |  |  |  |  |  |   |     |    |   |   |    |   |    |   |  |  |  |  |  |  |  |  |   |     |    |   |   |    |   |    |   |  |  |  |  |  |  |  |  |   |     |    |   |   |    |   |    |   |  |  |  |  |  |  |  |  |   |     |    |   |   |    |   |    |   |  |  |  |  |  |  |  |  |   |     |    |   |   |    |   |    |   |  |  |  |  |  |  |  |  |   |     |    |   |   |    |   |    |   |  |  |  |  |  |  |  |  |   |     |    |   |   |    |   |    |   |  |  |  |  |  |  |  |  |   |     |    |   |   |    |   |    |   |  |  |  |  |  |  |  |  |   |     |    |   |   |    |   |    |   |  |  |  |  |  |  |  |  |   |     |    |   |   |    |   |    |   |  |  |  |  |  |  |  |  |   |     |    |   |   |    |   |    |   |  |  |  |  |  |  |  |  |   |     |    |   |   |    |   |    |   |  |  |  |  |  |  |  |  |   |     |    |   |   |    |  |    |   |  |  |  |  |  |  |  |  |                                     |     |    |   |   |    |  |    |   |  |  |  |  |  |  |  |  |                                     |     |    |   |   |    |  |    |   |  |  |  |  |  |  |  |  |                                     |     |    |   |   |    |  |    |   |  |  |  |  |  |  |  |  |                                     |    |   |  |  |   |  |    |  |  |  |  |  |  |  |  |  |                                     |    |   |  |  |   |  |    |  |  |  |  |  |  |  |  |  |                                     |    |   |  |  |   |  |    |  |  |  |  |  |  |  |  |  |                                     |    |   |  |  |   |  |    |  |  |  |  |  |  |  |  |  |                                     |    |   |  |  |   |  |    |  |  |  |  |  |  |  |  |  |          |    |   |  |  |   |  |    |  |  |  |  |  |  |  |  |  |          |    |   |  |  |   |  |    |  |  |  |  |  |  |  |  |  |       |    |   |  |  |   |  |    |  |  |  |  |  |  |  |  |  |
| Employee  |                             |       |       |       |       |       |       |       |     |       |    |       |    |       |                                |  | Total   |     |    |    |    |    |   |    |    |   |  |  |  |  |  |  |  | Miner, quarryman and related worker             |     |    |    |    |    |   |    |    |   |  |  |  |  |  |  |  | Employer  |     |    |    |    |    |   |    |    |   |  |  |  |  |  |  |  | Employee  | 40  | 1  |   |    | 9  |   | 28 |   |  |  |  |  |  |  |  |  | Total   | 40  | 1  |   |    | 9  |   | 28 |   |  |  |  |  |  |  |  |  |   |     |    |   |    |    |   |    |   |  |  |  |  |  |  |  |  |   |     |    |   |    |    |   |    |   |  |  |  |  |  |  |  |  |   |     |    |   |    |    |   |    |   |  |  |  |  |  |  |  |  |   |     |    |   |    |    |   |    |   |  |  |  |  |  |  |  |  |   |     |    |   |    |    |   |    |   |  |  |  |  |  |  |  |  |   |     |    |   |    |    |   |    |   |  |  |  |  |  |  |  |  |   |     |    |   |   |    |   |    |   |  |  |  |  |  |  |  |  |   |     |    |   |   |    |   |    |   |  |  |  |  |  |  |  |  |   |     |    |   |   |    |   |    |   |  |  |  |  |  |  |  |  |   |     |    |   |   |    |   |    |   |  |  |  |  |  |  |  |  |   |     |    |   |   |    |   |    |   |  |  |  |  |  |  |  |  |   |     |    |   |   |    |   |    |   |  |  |  |  |  |  |  |  |   |     |    |   |   |    |   |    |   |  |  |  |  |  |  |  |  |   |     |    |   |   |    |   |    |   |  |  |  |  |  |  |  |  |   |     |    |   |   |    |   |    |   |  |  |  |  |  |  |  |  |   |     |    |   |   |    |   |    |   |  |  |  |  |  |  |  |  |   |     |    |   |   |    |   |    |   |  |  |  |  |  |  |  |  |   |     |    |   |   |    |   |    |   |  |  |  |  |  |  |  |  |   |     |    |   |   |    |  |    |   |  |  |  |  |  |  |  |  |                                     |     |    |   |   |    |  |    |   |  |  |  |  |  |  |  |  |                                     |     |    |   |   |    |  |    |   |  |  |  |  |  |  |  |  |                                     |     |    |   |   |    |  |    |   |  |  |  |  |  |  |  |  |                                     |    |   |  |  |   |  |    |  |  |  |  |  |  |  |  |  |                                     |    |   |  |  |   |  |    |  |  |  |  |  |  |  |  |  |                                     |    |   |  |  |   |  |    |  |  |  |  |  |  |  |  |  |                                     |    |   |  |  |   |  |    |  |  |  |  |  |  |  |  |  |                                     |    |   |  |  |   |  |    |  |  |  |  |  |  |  |  |  |          |    |   |  |  |   |  |    |  |  |  |  |  |  |  |  |  |          |    |   |  |  |   |  |    |  |  |  |  |  |  |  |  |  |       |    |   |  |  |   |  |    |  |  |  |  |  |  |  |  |  |
| Total   |                             |       |       |       |       |       |       |       |     |       |    |       |    |       |                                |  | Miner, quarryman and related worker             |     |    |    |    |    |   |    |    |   |  |  |  |  |  |  |  | Employer  |     |    |    |    |    |   |    |    |   |  |  |  |  |  |  |  | Employee  | 40  | 1  |    |    | 9  |   | 28 |    |   |  |  |  |  |  |  |  | Total   | 40  | 1  |   |    | 9  |   | 28 |   |  |  |  |  |  |  |  |  |   |     |    |   |    |    |   |    |   |  |  |  |  |  |  |  |  |   |     |    |   |    |    |   |    |   |  |  |  |  |  |  |  |  |   |     |    |   |    |    |   |    |   |  |  |  |  |  |  |  |  |   |     |    |   |    |    |   |    |   |  |  |  |  |  |  |  |  |   |     |    |   |    |    |   |    |   |  |  |  |  |  |  |  |  |   |     |    |   |    |    |   |    |   |  |  |  |  |  |  |  |  |   |     |    |   |    |    |   |    |   |  |  |  |  |  |  |  |  |   |     |    |   |   |    |   |    |   |  |  |  |  |  |  |  |  |   |     |    |   |   |    |   |    |   |  |  |  |  |  |  |  |  |   |     |    |   |   |    |   |    |   |  |  |  |  |  |  |  |  |   |     |    |   |   |    |   |    |   |  |  |  |  |  |  |  |  |   |     |    |   |   |    |   |    |   |  |  |  |  |  |  |  |  |   |     |    |   |   |    |   |    |   |  |  |  |  |  |  |  |  |   |     |    |   |   |    |   |    |   |  |  |  |  |  |  |  |  |   |     |    |   |   |    |   |    |   |  |  |  |  |  |  |  |  |   |     |    |   |   |    |   |    |   |  |  |  |  |  |  |  |  |   |     |    |   |   |    |   |    |   |  |  |  |  |  |  |  |  |   |     |    |   |   |    |   |    |   |  |  |  |  |  |  |  |  |   |     |    |   |   |    |   |    |   |  |  |  |  |  |  |  |  |   |     |    |   |   |    |  |    |   |  |  |  |  |  |  |  |  |                                     |     |    |   |   |    |  |    |   |  |  |  |  |  |  |  |  |                                     |     |    |   |   |    |  |    |   |  |  |  |  |  |  |  |  |                                     |     |    |   |   |    |  |    |   |  |  |  |  |  |  |  |  |                                     |    |   |  |  |   |  |    |  |  |  |  |  |  |  |  |  |                                     |    |   |  |  |   |  |    |  |  |  |  |  |  |  |  |  |                                     |    |   |  |  |   |  |    |  |  |  |  |  |  |  |  |  |                                     |    |   |  |  |   |  |    |  |  |  |  |  |  |  |  |  |                                     |    |   |  |  |   |  |    |  |  |  |  |  |  |  |  |  |          |    |   |  |  |   |  |    |  |  |  |  |  |  |  |  |  |          |    |   |  |  |   |  |    |  |  |  |  |  |  |  |  |  |       |    |   |  |  |   |  |    |  |  |  |  |  |  |  |  |  |
| Miner, quarryman and related worker             |                             |       |       |       |       |       |       |       |     |       |    |       |    |       |                                |  | Employer  |     |    |    |    |    |   |    |    |   |  |  |  |  |  |  |  | Employee  | 40  | 1  |    |    | 9  |   | 28 |    |   |  |  |  |  |  |  |  | Total   | 40  | 1  |    |    | 9  |   | 28 |    |   |  |  |  |  |  |  |  |   |     |    |   |    |    |   |    |   |  |  |  |  |  |  |  |  |   |     |    |   |    |    |   |    |   |  |  |  |  |  |  |  |  |   |     |    |   |    |    |   |    |   |  |  |  |  |  |  |  |  |   |     |    |   |    |    |   |    |   |  |  |  |  |  |  |  |  |   |     |    |   |    |    |   |    |   |  |  |  |  |  |  |  |  |   |     |    |   |    |    |   |    |   |  |  |  |  |  |  |  |  |   |     |    |   |    |    |   |    |   |  |  |  |  |  |  |  |  |   |     |    |   |    |    |   |    |   |  |  |  |  |  |  |  |  |   |     |    |   |   |    |   |    |   |  |  |  |  |  |  |  |  |   |     |    |   |   |    |   |    |   |  |  |  |  |  |  |  |  |   |     |    |   |   |    |   |    |   |  |  |  |  |  |  |  |  |   |     |    |   |   |    |   |    |   |  |  |  |  |  |  |  |  |   |     |    |   |   |    |   |    |   |  |  |  |  |  |  |  |  |   |     |    |   |   |    |   |    |   |  |  |  |  |  |  |  |  |   |     |    |   |   |    |   |    |   |  |  |  |  |  |  |  |  |   |     |    |   |   |    |   |    |   |  |  |  |  |  |  |  |  |   |     |    |   |   |    |   |    |   |  |  |  |  |  |  |  |  |   |     |    |   |   |    |   |    |   |  |  |  |  |  |  |  |  |   |     |    |   |   |    |   |    |   |  |  |  |  |  |  |  |  |   |     |    |   |   |    |   |    |   |  |  |  |  |  |  |  |  |   |     |    |   |   |    |  |    |   |  |  |  |  |  |  |  |  |                                     |     |    |   |   |    |  |    |   |  |  |  |  |  |  |  |  |                                     |     |    |   |   |    |  |    |   |  |  |  |  |  |  |  |  |                                     |     |    |   |   |    |  |    |   |  |  |  |  |  |  |  |  |                                     |    |   |  |  |   |  |    |  |  |  |  |  |  |  |  |  |                                     |    |   |  |  |   |  |    |  |  |  |  |  |  |  |  |  |                                     |    |   |  |  |   |  |    |  |  |  |  |  |  |  |  |  |                                     |    |   |  |  |   |  |    |  |  |  |  |  |  |  |  |  |                                     |    |   |  |  |   |  |    |  |  |  |  |  |  |  |  |  |          |    |   |  |  |   |  |    |  |  |  |  |  |  |  |  |  |          |    |   |  |  |   |  |    |  |  |  |  |  |  |  |  |  |       |    |   |  |  |   |  |    |  |  |  |  |  |  |  |  |  |
| Employer  |                             |       |       |       |       |       |       |       |     |       |    |       |    |       |                                |  | Employee  | 40  | 1  |    |    | 9  |   | 28 |    |   |  |  |  |  |  |  |  | Total   | 40  | 1  |    |    | 9  |   | 28 |    |   |  |  |  |  |  |  |  |   |     |    |    |    |    |   |    |    |   |  |  |  |  |  |  |  |   |     |    |   |    |    |   |    |   |  |  |  |  |  |  |  |  |   |     |    |   |    |    |   |    |   |  |  |  |  |  |  |  |  |   |     |    |   |    |    |   |    |   |  |  |  |  |  |  |  |  |   |     |    |   |    |    |   |    |   |  |  |  |  |  |  |  |  |   |     |    |   |    |    |   |    |   |  |  |  |  |  |  |  |  |   |     |    |   |    |    |   |    |   |  |  |  |  |  |  |  |  |   |     |    |   |    |    |   |    |   |  |  |  |  |  |  |  |  |   |     |    |   |    |    |   |    |   |  |  |  |  |  |  |  |  |   |     |    |   |   |    |   |    |   |  |  |  |  |  |  |  |  |   |     |    |   |   |    |   |    |   |  |  |  |  |  |  |  |  |   |     |    |   |   |    |   |    |   |  |  |  |  |  |  |  |  |   |     |    |   |   |    |   |    |   |  |  |  |  |  |  |  |  |   |     |    |   |   |    |   |    |   |  |  |  |  |  |  |  |  |   |     |    |   |   |    |   |    |   |  |  |  |  |  |  |  |  |   |     |    |   |   |    |   |    |   |  |  |  |  |  |  |  |  |   |     |    |   |   |    |   |    |   |  |  |  |  |  |  |  |  |   |     |    |   |   |    |   |    |   |  |  |  |  |  |  |  |  |   |     |    |   |   |    |   |    |   |  |  |  |  |  |  |  |  |   |     |    |   |   |    |   |    |   |  |  |  |  |  |  |  |  |   |     |    |   |   |    |   |    |   |  |  |  |  |  |  |  |  |   |     |    |   |   |    |  |    |   |  |  |  |  |  |  |  |  |                                     |     |    |   |   |    |  |    |   |  |  |  |  |  |  |  |  |                                     |     |    |   |   |    |  |    |   |  |  |  |  |  |  |  |  |                                     |     |    |   |   |    |  |    |   |  |  |  |  |  |  |  |  |                                     |    |   |  |  |   |  |    |  |  |  |  |  |  |  |  |  |                                     |    |   |  |  |   |  |    |  |  |  |  |  |  |  |  |  |                                     |    |   |  |  |   |  |    |  |  |  |  |  |  |  |  |  |                                     |    |   |  |  |   |  |    |  |  |  |  |  |  |  |  |  |                                     |    |   |  |  |   |  |    |  |  |  |  |  |  |  |  |  |          |    |   |  |  |   |  |    |  |  |  |  |  |  |  |  |  |          |    |   |  |  |   |  |    |  |  |  |  |  |  |  |  |  |       |    |   |  |  |   |  |    |  |  |  |  |  |  |  |  |  |
| Employee  | 40                          | 1     |       |       | 9     |       | 28    |       |     |       |    |       |    |       |                                |  | Total   | 40  | 1  |    |    | 9  |   | 28 |    |   |  |  |  |  |  |  |  |   |     |    |    |    |    |   |    |    |   |  |  |  |  |  |  |  |   |     |    |    |    |    |   |    |    |   |  |  |  |  |  |  |  |   |     |    |   |    |    |   |    |   |  |  |  |  |  |  |  |  |   |     |    |   |    |    |   |    |   |  |  |  |  |  |  |  |  |   |     |    |   |    |    |   |    |   |  |  |  |  |  |  |  |  |   |     |    |   |    |    |   |    |   |  |  |  |  |  |  |  |  |   |     |    |   |    |    |   |    |   |  |  |  |  |  |  |  |  |   |     |    |   |    |    |   |    |   |  |  |  |  |  |  |  |  |   |     |    |   |    |    |   |    |   |  |  |  |  |  |  |  |  |   |     |    |   |    |    |   |    |   |  |  |  |  |  |  |  |  |   |     |    |   |   |    |   |    |   |  |  |  |  |  |  |  |  |   |     |    |   |   |    |   |    |   |  |  |  |  |  |  |  |  |   |     |    |   |   |    |   |    |   |  |  |  |  |  |  |  |  |   |     |    |   |   |    |   |    |   |  |  |  |  |  |  |  |  |   |     |    |   |   |    |   |    |   |  |  |  |  |  |  |  |  |   |     |    |   |   |    |   |    |   |  |  |  |  |  |  |  |  |   |     |    |   |   |    |   |    |   |  |  |  |  |  |  |  |  |   |     |    |   |   |    |   |    |   |  |  |  |  |  |  |  |  |   |     |    |   |   |    |   |    |   |  |  |  |  |  |  |  |  |   |     |    |   |   |    |   |    |   |  |  |  |  |  |  |  |  |   |     |    |   |   |    |   |    |   |  |  |  |  |  |  |  |  |   |     |    |   |   |    |   |    |   |  |  |  |  |  |  |  |  |   |     |    |   |   |    |  |    |   |  |  |  |  |  |  |  |  |                                     |     |    |   |   |    |  |    |   |  |  |  |  |  |  |  |  |                                     |     |    |   |   |    |  |    |   |  |  |  |  |  |  |  |  |                                     |     |    |   |   |    |  |    |   |  |  |  |  |  |  |  |  |                                     |    |   |  |  |   |  |    |  |  |  |  |  |  |  |  |  |                                     |    |   |  |  |   |  |    |  |  |  |  |  |  |  |  |  |                                     |    |   |  |  |   |  |    |  |  |  |  |  |  |  |  |  |                                     |    |   |  |  |   |  |    |  |  |  |  |  |  |  |  |  |                                     |    |   |  |  |   |  |    |  |  |  |  |  |  |  |  |  |          |    |   |  |  |   |  |    |  |  |  |  |  |  |  |  |  |          |    |   |  |  |   |  |    |  |  |  |  |  |  |  |  |  |       |    |   |  |  |   |  |    |  |  |  |  |  |  |  |  |  |
| Total   | 40                          | 1     |       |       | 9     |       | 28    |       |     |       |    |       |    |       |                                |  |   |     |    |    |    |    |   |    |    |   |  |  |  |  |  |  |  |   |     |    |    |    |    |   |    |    |   |  |  |  |  |  |  |  |   |     |    |    |    |    |   |    |    |   |  |  |  |  |  |  |  |   |     |    |   |    |    |   |    |   |  |  |  |  |  |  |  |  |   |     |    |   |    |    |   |    |   |  |  |  |  |  |  |  |  |   |     |    |   |    |    |   |    |   |  |  |  |  |  |  |  |  |   |     |    |   |    |    |   |    |   |  |  |  |  |  |  |  |  |   |     |    |   |    |    |   |    |   |  |  |  |  |  |  |  |  |   |     |    |   |    |    |   |    |   |  |  |  |  |  |  |  |  |   |     |    |   |    |    |   |    |   |  |  |  |  |  |  |  |  |   |     |    |   |    |    |   |    |   |  |  |  |  |  |  |  |  |   |     |    |   |   |    |   |    |   |  |  |  |  |  |  |  |  |   |     |    |   |   |    |   |    |   |  |  |  |  |  |  |  |  |   |     |    |   |   |    |   |    |   |  |  |  |  |  |  |  |  |   |     |    |   |   |    |   |    |   |  |  |  |  |  |  |  |  |   |     |    |   |   |    |   |    |   |  |  |  |  |  |  |  |  |   |     |    |   |   |    |   |    |   |  |  |  |  |  |  |  |  |   |     |    |   |   |    |   |    |   |  |  |  |  |  |  |  |  |   |     |    |   |   |    |   |    |   |  |  |  |  |  |  |  |  |   |     |    |   |   |    |   |    |   |  |  |  |  |  |  |  |  |   |     |    |   |   |    |   |    |   |  |  |  |  |  |  |  |  |   |     |    |   |   |    |   |    |   |  |  |  |  |  |  |  |  |   |     |    |   |   |    |   |    |   |  |  |  |  |  |  |  |  |   |     |    |   |   |    |  |    |   |  |  |  |  |  |  |  |  |                                     |     |    |   |   |    |  |    |   |  |  |  |  |  |  |  |  |                                     |     |    |   |   |    |  |    |   |  |  |  |  |  |  |  |  |                                     |     |    |   |   |    |  |    |   |  |  |  |  |  |  |  |  |                                     |    |   |  |  |   |  |    |  |  |  |  |  |  |  |  |  |                                     |    |   |  |  |   |  |    |  |  |  |  |  |  |  |  |  |                                     |    |   |  |  |   |  |    |  |  |  |  |  |  |  |  |  |                                     |    |   |  |  |   |  |    |  |  |  |  |  |  |  |  |  |                                     |    |   |  |  |   |  |    |  |  |  |  |  |  |  |  |  |          |    |   |  |  |   |  |    |  |  |  |  |  |  |  |  |  |          |    |   |  |  |   |  |    |  |  |  |  |  |  |  |  |  |       |    |   |  |  |   |  |    |  |  |  |  |  |  |  |  |  |

COLOUREDS  
TABLE 34 - OCCUPATION BY AGE AND WORK STATUS

| Major occupational groups and work status | Age groups - Ouderdomsgroep |       |       |       |       |       |       |       |     |       |    |       |    |       | Hoofberoepsgroep en werkstatus |  |   |       |       |       |     |     |     |       |     |  |  |  |  |  |  |  |  |   |       |       |       |     |     |     |       |     |  |  |  |  |  |  |  |  |   |       |       |       |     |     |     |       |     |  |  |  |  |  |  |  |  |   |       |       |       |     |     |     |       |     |  |  |  |  |  |  |  |  |                                       |       |       |       |     |     |     |       |     |  |  |  |  |  |  |  |  |                                       |       |       |       |     |     |     |       |     |  |  |  |  |  |  |  |  |                                       |       |       |       |     |     |     |       |     |  |  |  |  |  |  |  |  |                                       |       |       |       |     |     |     |       |     |  |  |  |  |  |  |  |  |                                       |       |       |       |     |     |     |       |     |  |  |  |  |  |  |  |  |                                       |       |       |       |     |     |     |       |     |  |  |  |  |  |  |  |  |                                       |       |       |       |     |     |     |       |     |  |  |  |  |  |  |  |  |                                       |       |       |       |     |     |     |       |     |  |  |  |  |  |  |  |  |                                       |       |       |       |     |     |     |       |     |  |  |  |  |  |  |  |  |                            |       |       |       |     |     |     |       |     |  |  |  |  |  |  |  |  |                            |       |       |       |     |     |     |       |     |  |  |  |  |  |  |  |  |                            |       |       |       |     |     |     |       |     |  |  |  |  |  |  |  |  |                            |       |       |       |     |     |     |       |     |  |  |  |  |  |  |  |  |                           |       |       |       |     |     |     |       |     |  |  |  |  |  |  |  |  |                           |       |       |       |     |     |     |       |     |  |  |  |  |  |  |  |  |                           |       |       |       |     |     |     |       |     |  |  |  |  |  |  |  |  |                           |       |       |       |     |     |     |       |     |  |  |  |  |  |  |  |  |                         |       |       |       |     |     |     |       |     |  |  |  |  |  |  |  |  |                         |       |       |       |     |     |     |       |     |  |  |  |  |  |  |  |  |                         |       |       |       |     |     |     |       |     |  |  |  |  |  |  |  |  |                         |       |       |       |     |     |     |       |     |  |  |  |  |  |  |  |  |       |       |       |       |     |     |     |       |     |  |  |  |  |  |  |  |  |
|---|-----------------------------|-------|-------|-------|-------|-------|-------|-------|-----|-------|----|-------|----|-------|--------------------------------|--|---|-------|-------|-------|-----|-----|-----|-------|-----|--|--|--|--|--|--|--|--|---|-------|-------|-------|-----|-----|-----|-------|-----|--|--|--|--|--|--|--|--|---|-------|-------|-------|-----|-----|-----|-------|-----|--|--|--|--|--|--|--|--|---|-------|-------|-------|-----|-----|-----|-------|-----|--|--|--|--|--|--|--|--|---------------------------------------|-------|-------|-------|-----|-----|-----|-------|-----|--|--|--|--|--|--|--|--|---------------------------------------|-------|-------|-------|-----|-----|-----|-------|-----|--|--|--|--|--|--|--|--|---------------------------------------|-------|-------|-------|-----|-----|-----|-------|-----|--|--|--|--|--|--|--|--|---------------------------------------|-------|-------|-------|-----|-----|-----|-------|-----|--|--|--|--|--|--|--|--|---------------------------------------|-------|-------|-------|-----|-----|-----|-------|-----|--|--|--|--|--|--|--|--|---------------------------------------|-------|-------|-------|-----|-----|-----|-------|-----|--|--|--|--|--|--|--|--|---------------------------------------|-------|-------|-------|-----|-----|-----|-------|-----|--|--|--|--|--|--|--|--|---------------------------------------|-------|-------|-------|-----|-----|-----|-------|-----|--|--|--|--|--|--|--|--|---------------------------------------|-------|-------|-------|-----|-----|-----|-------|-----|--|--|--|--|--|--|--|--|----------------------------|-------|-------|-------|-----|-----|-----|-------|-----|--|--|--|--|--|--|--|--|----------------------------|-------|-------|-------|-----|-----|-----|-------|-----|--|--|--|--|--|--|--|--|----------------------------|-------|-------|-------|-----|-----|-----|-------|-----|--|--|--|--|--|--|--|--|----------------------------|-------|-------|-------|-----|-----|-----|-------|-----|--|--|--|--|--|--|--|--|---------------------------|-------|-------|-------|-----|-----|-----|-------|-----|--|--|--|--|--|--|--|--|---------------------------|-------|-------|-------|-----|-----|-----|-------|-----|--|--|--|--|--|--|--|--|---------------------------|-------|-------|-------|-----|-----|-----|-------|-----|--|--|--|--|--|--|--|--|---------------------------|-------|-------|-------|-----|-----|-----|-------|-----|--|--|--|--|--|--|--|--|-------------------------|-------|-------|-------|-----|-----|-----|-------|-----|--|--|--|--|--|--|--|--|-------------------------|-------|-------|-------|-----|-----|-----|-------|-----|--|--|--|--|--|--|--|--|-------------------------|-------|-------|-------|-----|-----|-----|-------|-----|--|--|--|--|--|--|--|--|-------------------------|-------|-------|-------|-----|-----|-----|-------|-----|--|--|--|--|--|--|--|--|-------|-------|-------|-------|-----|-----|-----|-------|-----|--|--|--|--|--|--|--|--|
|   | -20                         |       | 20-24 |       | 25-34 |       | 35-64 |       | 65+ |       |    |       |    |       |                                |  |   |       |       |       |     |     |     |       |     |  |  |  |  |  |  |  |  |   |       |       |       |     |     |     |       |     |  |  |  |  |  |  |  |  |   |       |       |       |     |     |     |       |     |  |  |  |  |  |  |  |  |   |       |       |       |     |     |     |       |     |  |  |  |  |  |  |  |  |                                       |       |       |       |     |     |     |       |     |  |  |  |  |  |  |  |  |                                       |       |       |       |     |     |     |       |     |  |  |  |  |  |  |  |  |                                       |       |       |       |     |     |     |       |     |  |  |  |  |  |  |  |  |                                       |       |       |       |     |     |     |       |     |  |  |  |  |  |  |  |  |                                       |       |       |       |     |     |     |       |     |  |  |  |  |  |  |  |  |                                       |       |       |       |     |     |     |       |     |  |  |  |  |  |  |  |  |                                       |       |       |       |     |     |     |       |     |  |  |  |  |  |  |  |  |                                       |       |       |       |     |     |     |       |     |  |  |  |  |  |  |  |  |                                       |       |       |       |     |     |     |       |     |  |  |  |  |  |  |  |  |                            |       |       |       |     |     |     |       |     |  |  |  |  |  |  |  |  |                            |       |       |       |     |     |     |       |     |  |  |  |  |  |  |  |  |                            |       |       |       |     |     |     |       |     |  |  |  |  |  |  |  |  |                            |       |       |       |     |     |     |       |     |  |  |  |  |  |  |  |  |                           |       |       |       |     |     |     |       |     |  |  |  |  |  |  |  |  |                           |       |       |       |     |     |     |       |     |  |  |  |  |  |  |  |  |                           |       |       |       |     |     |     |       |     |  |  |  |  |  |  |  |  |                           |       |       |       |     |     |     |       |     |  |  |  |  |  |  |  |  |                         |       |       |       |     |     |     |       |     |  |  |  |  |  |  |  |  |                         |       |       |       |     |     |     |       |     |  |  |  |  |  |  |  |  |                         |       |       |       |     |     |     |       |     |  |  |  |  |  |  |  |  |                         |       |       |       |     |     |     |       |     |  |  |  |  |  |  |  |  |       |       |       |       |     |     |     |       |     |  |  |  |  |  |  |  |  |
|   | M.                          | F.-V. | M.    | F.-V. | M.    | F.-V. | M.    | F.-V. | M.  | F.-V. | M. | F.-V. | M. | F.-V. |                                |  |   |       |       |       |     |     |     |       |     |  |  |  |  |  |  |  |  |   |       |       |       |     |     |     |       |     |  |  |  |  |  |  |  |  |   |       |       |       |     |     |     |       |     |  |  |  |  |  |  |  |  |   |       |       |       |     |     |     |       |     |  |  |  |  |  |  |  |  |                                       |       |       |       |     |     |     |       |     |  |  |  |  |  |  |  |  |                                       |       |       |       |     |     |     |       |     |  |  |  |  |  |  |  |  |                                       |       |       |       |     |     |     |       |     |  |  |  |  |  |  |  |  |                                       |       |       |       |     |     |     |       |     |  |  |  |  |  |  |  |  |                                       |       |       |       |     |     |     |       |     |  |  |  |  |  |  |  |  |                                       |       |       |       |     |     |     |       |     |  |  |  |  |  |  |  |  |                                       |       |       |       |     |     |     |       |     |  |  |  |  |  |  |  |  |                                       |       |       |       |     |     |     |       |     |  |  |  |  |  |  |  |  |                                       |       |       |       |     |     |     |       |     |  |  |  |  |  |  |  |  |                            |       |       |       |     |     |     |       |     |  |  |  |  |  |  |  |  |                            |       |       |       |     |     |     |       |     |  |  |  |  |  |  |  |  |                            |       |       |       |     |     |     |       |     |  |  |  |  |  |  |  |  |                            |       |       |       |     |     |     |       |     |  |  |  |  |  |  |  |  |                           |       |       |       |     |     |     |       |     |  |  |  |  |  |  |  |  |                           |       |       |       |     |     |     |       |     |  |  |  |  |  |  |  |  |                           |       |       |       |     |     |     |       |     |  |  |  |  |  |  |  |  |                           |       |       |       |     |     |     |       |     |  |  |  |  |  |  |  |  |                         |       |       |       |     |     |     |       |     |  |  |  |  |  |  |  |  |                         |       |       |       |     |     |     |       |     |  |  |  |  |  |  |  |  |                         |       |       |       |     |     |     |       |     |  |  |  |  |  |  |  |  |                         |       |       |       |     |     |     |       |     |  |  |  |  |  |  |  |  |       |       |       |       |     |     |     |       |     |  |  |  |  |  |  |  |  |
| Total                                     |                             |       |       |       |       |       |       |       |     |       |    |       |    |       |                                |  |   |       |       |       |     |     |     |       |     |  |  |  |  |  |  |  |  |   |       |       |       |     |     |     |       |     |  |  |  |  |  |  |  |  |   |       |       |       |     |     |     |       |     |  |  |  |  |  |  |  |  |   |       |       |       |     |     |     |       |     |  |  |  |  |  |  |  |  |                                       |       |       |       |     |     |     |       |     |  |  |  |  |  |  |  |  |                                       |       |       |       |     |     |     |       |     |  |  |  |  |  |  |  |  |                                       |       |       |       |     |     |     |       |     |  |  |  |  |  |  |  |  |                                       |       |       |       |     |     |     |       |     |  |  |  |  |  |  |  |  |                                       |       |       |       |     |     |     |       |     |  |  |  |  |  |  |  |  |                                       |       |       |       |     |     |     |       |     |  |  |  |  |  |  |  |  |                                       |       |       |       |     |     |     |       |     |  |  |  |  |  |  |  |  |                                       |       |       |       |     |     |     |       |     |  |  |  |  |  |  |  |  |                                       |       |       |       |     |     |     |       |     |  |  |  |  |  |  |  |  |                            |       |       |       |     |     |     |       |     |  |  |  |  |  |  |  |  |                            |       |       |       |     |     |     |       |     |  |  |  |  |  |  |  |  |                            |       |       |       |     |     |     |       |     |  |  |  |  |  |  |  |  |                            |       |       |       |     |     |     |       |     |  |  |  |  |  |  |  |  |                           |       |       |       |     |     |     |       |     |  |  |  |  |  |  |  |  |                           |       |       |       |     |     |     |       |     |  |  |  |  |  |  |  |  |                           |       |       |       |     |     |     |       |     |  |  |  |  |  |  |  |  |                           |       |       |       |     |     |     |       |     |  |  |  |  |  |  |  |  |                         |       |       |       |     |     |     |       |     |  |  |  |  |  |  |  |  |                         |       |       |       |     |     |     |       |     |  |  |  |  |  |  |  |  |                         |       |       |       |     |     |     |       |     |  |  |  |  |  |  |  |  |                         |       |       |       |     |     |     |       |     |  |  |  |  |  |  |  |  |       |       |       |       |     |     |     |       |     |  |  |  |  |  |  |  |  |
| Totaal                                    |                             |       |       |       |       |       |       |       |     |       |    |       |    |       | ?                              |  |   |       |       |       |     |     |     |       |     |  |  |  |  |  |  |  |  |   |       |       |       |     |     |     |       |     |  |  |  |  |  |  |  |  |   |       |       |       |     |     |     |       |     |  |  |  |  |  |  |  |  |   |       |       |       |     |     |     |       |     |  |  |  |  |  |  |  |  |                                       |       |       |       |     |     |     |       |     |  |  |  |  |  |  |  |  |                                       |       |       |       |     |     |     |       |     |  |  |  |  |  |  |  |  |                                       |       |       |       |     |     |     |       |     |  |  |  |  |  |  |  |  |                                       |       |       |       |     |     |     |       |     |  |  |  |  |  |  |  |  |                                       |       |       |       |     |     |     |       |     |  |  |  |  |  |  |  |  |                                       |       |       |       |     |     |     |       |     |  |  |  |  |  |  |  |  |                                       |       |       |       |     |     |     |       |     |  |  |  |  |  |  |  |  |                                       |       |       |       |     |     |     |       |     |  |  |  |  |  |  |  |  |                                       |       |       |       |     |     |     |       |     |  |  |  |  |  |  |  |  |                            |       |       |       |     |     |     |       |     |  |  |  |  |  |  |  |  |                            |       |       |       |     |     |     |       |     |  |  |  |  |  |  |  |  |                            |       |       |       |     |     |     |       |     |  |  |  |  |  |  |  |  |                            |       |       |       |     |     |     |       |     |  |  |  |  |  |  |  |  |                           |       |       |       |     |     |     |       |     |  |  |  |  |  |  |  |  |                           |       |       |       |     |     |     |       |     |  |  |  |  |  |  |  |  |                           |       |       |       |     |     |     |       |     |  |  |  |  |  |  |  |  |                           |       |       |       |     |     |     |       |     |  |  |  |  |  |  |  |  |                         |       |       |       |     |     |     |       |     |  |  |  |  |  |  |  |  |                         |       |       |       |     |     |     |       |     |  |  |  |  |  |  |  |  |                         |       |       |       |     |     |     |       |     |  |  |  |  |  |  |  |  |                         |       |       |       |     |     |     |       |     |  |  |  |  |  |  |  |  |       |       |       |       |     |     |     |       |     |  |  |  |  |  |  |  |  |
| Worker in transport and communication     |                             |       |       |       |       |       |       |       |     |       |    |       |    |       |                                |  | Employer                                  | 9     |       |       |     |     |     |       |     |  |  |  |  |  |  |  |  | Employee                                  | 224   |       | 1     |     | 4   |     | 121   |     |  |  |  |  |  |  |  |  | Total                                     | 233   |       | 1     |     | 4   |     | 125   |     |  |  |  |  |  |  |  |  | Craftsman, production worker and labourer |       |       |       |     |     |     |       |     |  |  |  |  |  |  |  |  | Labourer                              |       |       |       |     |     |     |       |     |  |  |  |  |  |  |  |  | Employer                              | 611   | 47    | 13    | 109 | 178 | 11  | 223   | 8   |  |  |  |  |  |  |  |  | Employee                              | 611   | 47    | 13    | 109 | 178 | 11  | 223   | 8   |  |  |  |  |  |  |  |  | Total                                 |       |       |       |     |     |     |       |     |  |  |  |  |  |  |  |  | Other                                 | 89    | 1     |       |     |     |     | 62    |     |  |  |  |  |  |  |  |  | Employer                              | 93    | 42    |       |     | 195 |     | 280   |     |  |  |  |  |  |  |  |  | Employee                              | 1,082 | 43    |       |     | 212 |     | 342   |     |  |  |  |  |  |  |  |  | Total                                 |       |       |       |     |     |     |       |     |  |  |  |  |  |  |  |  | Service, sports and recreation worker |       |       |       |     |     |     |       |     |  |  |  |  |  |  |  |  | Employer                   | 9     |       |       |     |     |     |       |     |  |  |  |  |  |  |  |  | Employee                   | 897   | 31    | 67    | 125 | 133 | 106 | 128   | 202 |  |  |  |  |  |  |  |  | Total                      | 906   | 31    | 67    | 125 | 134 | 107 | 129   | 208 |  |  |  |  |  |  |  |  | Unemployed and unspecified |       |       |       |     |     |     |       |     |  |  |  |  |  |  |  |  | Employer                  |       |       |       |     |     |     |       |     |  |  |  |  |  |  |  |  | Employee                  | 527   | 78    | 92    | 66  | 65  | 56  | 97    | 22  |  |  |  |  |  |  |  |  | Total                     | 527   | 78    | 92    | 66  | 65  | 56  | 97    | 22  |  |  |  |  |  |  |  |  | Total economically active | 1,48  | 1     |       | 11  | 27  | 3   | 95    | 7   |  |  |  |  |  |  |  |  | Employer                | 224   | 253   |       | 482 | 732 | 296 | 1,009 | 309 |  |  |  |  |  |  |  |  | Employee                | 3,673 | 225   |       | 503 | 759 | 299 | 1,104 | 316 |  |  |  |  |  |  |  |  | Total                   | 5,528 | 1,958 | 2,092 | 11  | 151 | 10  | 405   | 652 |  |  |  |  |  |  |  |  | Not economically active |       |       |       |     |     |     |       |     |  |  |  |  |  |  |  |  | Total | 9,349 | 2,183 | 2,345 | 514 | 427 | 769 | 1,137 | 968 |  |  |  |  |  |  |  |  |
| Employer                                  | 9                           |       |       |       |       |       |       |       |     |       |    |       |    |       |                                |  | Employee                                  | 224   |       | 1     |     | 4   |     | 121   |     |  |  |  |  |  |  |  |  | Total                                     | 233   |       | 1     |     | 4   |     | 125   |     |  |  |  |  |  |  |  |  | Craftsman, production worker and labourer |       |       |       |     |     |     |       |     |  |  |  |  |  |  |  |  | Labourer                                  |       |       |       |     |     |     |       |     |  |  |  |  |  |  |  |  | Employer                              | 611   | 47    | 13    | 109 | 178 | 11  | 223   | 8   |  |  |  |  |  |  |  |  | Employee                              | 611   | 47    | 13    | 109 | 178 | 11  | 223   | 8   |  |  |  |  |  |  |  |  | Total                                 |       |       |       |     |     |     |       |     |  |  |  |  |  |  |  |  | Other                                 | 89    | 1     |       |     |     |     | 62    |     |  |  |  |  |  |  |  |  | Employer                              | 93    | 42    |       |     | 195 |     | 280   |     |  |  |  |  |  |  |  |  | Employee                              | 1,082 | 43    |       |     | 212 |     | 342   |     |  |  |  |  |  |  |  |  | Total                                 |       |       |       |     |     |     |       |     |  |  |  |  |  |  |  |  | Service, sports and recreation worker |       |       |       |     |     |     |       |     |  |  |  |  |  |  |  |  | Employer                              | 9     |       |       |     |     |     |       |     |  |  |  |  |  |  |  |  | Employee                   | 897   | 31    | 67    | 125 | 133 | 106 | 128   | 202 |  |  |  |  |  |  |  |  | Total                      | 906   | 31    | 67    | 125 | 134 | 107 | 129   | 208 |  |  |  |  |  |  |  |  | Unemployed and unspecified |       |       |       |     |     |     |       |     |  |  |  |  |  |  |  |  | Employer                   |       |       |       |     |     |     |       |     |  |  |  |  |  |  |  |  | Employee                  | 527   | 78    | 92    | 66  | 65  | 56  | 97    | 22  |  |  |  |  |  |  |  |  | Total                     | 527   | 78    | 92    | 66  | 65  | 56  | 97    | 22  |  |  |  |  |  |  |  |  | Total economically active | 1,48  | 1     |       | 11  | 27  | 3   | 95    | 7   |  |  |  |  |  |  |  |  | Employer                  | 224   | 253   |       | 482 | 732 | 296 | 1,009 | 309 |  |  |  |  |  |  |  |  | Employee                | 3,673 | 225   |       | 503 | 759 | 299 | 1,104 | 316 |  |  |  |  |  |  |  |  | Total                   | 5,528 | 1,958 | 2,092 | 11  | 151 | 10  | 405   | 652 |  |  |  |  |  |  |  |  | Not economically active |       |       |       |     |     |     |       |     |  |  |  |  |  |  |  |  | Total                   | 9,349 | 2,183 | 2,345 | 514 | 427 | 769 | 1,137 | 968 |  |  |  |  |  |  |  |  |       |       |       |       |     |     |     |       |     |  |  |  |  |  |  |  |  |
| Employee                                  | 224                         |       | 1     |       | 4     |       | 121   |       |     |       |    |       |    |       |                                |  | Total                                     | 233   |       | 1     |     | 4   |     | 125   |     |  |  |  |  |  |  |  |  | Craftsman, production worker and labourer |       |       |       |     |     |     |       |     |  |  |  |  |  |  |  |  | Labourer                                  |       |       |       |     |     |     |       |     |  |  |  |  |  |  |  |  | Employer                                  | 611   | 47    | 13    | 109 | 178 | 11  | 223   | 8   |  |  |  |  |  |  |  |  | Employee                              | 611   | 47    | 13    | 109 | 178 | 11  | 223   | 8   |  |  |  |  |  |  |  |  | Total                                 |       |       |       |     |     |     |       |     |  |  |  |  |  |  |  |  | Other                                 | 89    | 1     |       |     |     |     | 62    |     |  |  |  |  |  |  |  |  | Employer                              | 93    | 42    |       |     | 195 |     | 280   |     |  |  |  |  |  |  |  |  | Employee                              | 1,082 | 43    |       |     | 212 |     | 342   |     |  |  |  |  |  |  |  |  | Total                                 |       |       |       |     |     |     |       |     |  |  |  |  |  |  |  |  | Service, sports and recreation worker |       |       |       |     |     |     |       |     |  |  |  |  |  |  |  |  | Employer                              | 9     |       |       |     |     |     |       |     |  |  |  |  |  |  |  |  | Employee                              | 897   | 31    | 67    | 125 | 133 | 106 | 128   | 202 |  |  |  |  |  |  |  |  | Total                      | 906   | 31    | 67    | 125 | 134 | 107 | 129   | 208 |  |  |  |  |  |  |  |  | Unemployed and unspecified |       |       |       |     |     |     |       |     |  |  |  |  |  |  |  |  | Employer                   |       |       |       |     |     |     |       |     |  |  |  |  |  |  |  |  | Employee                   | 527   | 78    | 92    | 66  | 65  | 56  | 97    | 22  |  |  |  |  |  |  |  |  | Total                     | 527   | 78    | 92    | 66  | 65  | 56  | 97    | 22  |  |  |  |  |  |  |  |  | Total economically active | 1,48  | 1     |       | 11  | 27  | 3   | 95    | 7   |  |  |  |  |  |  |  |  | Employer                  | 224   | 253   |       | 482 | 732 | 296 | 1,009 | 309 |  |  |  |  |  |  |  |  | Employee                  | 3,673 | 225   |       | 503 | 759 | 299 | 1,104 | 316 |  |  |  |  |  |  |  |  | Total                   | 5,528 | 1,958 | 2,092 | 11  | 151 | 10  | 405   | 652 |  |  |  |  |  |  |  |  | Not economically active |       |       |       |     |     |     |       |     |  |  |  |  |  |  |  |  | Total                   | 9,349 | 2,183 | 2,345 | 514 | 427 | 769 | 1,137 | 968 |  |  |  |  |  |  |  |  |                         |       |       |       |     |     |     |       |     |  |  |  |  |  |  |  |  |       |       |       |       |     |     |     |       |     |  |  |  |  |  |  |  |  |
| Total                                     | 233                         |       | 1     |       | 4     |       | 125   |       |     |       |    |       |    |       |                                |  | Craftsman, production worker and labourer |       |       |       |     |     |     |       |     |  |  |  |  |  |  |  |  | Labourer                                  |       |       |       |     |     |     |       |     |  |  |  |  |  |  |  |  | Employer                                  | 611   | 47    | 13    | 109 | 178 | 11  | 223   | 8   |  |  |  |  |  |  |  |  | Employee                                  | 611   | 47    | 13    | 109 | 178 | 11  | 223   | 8   |  |  |  |  |  |  |  |  | Total                                 |       |       |       |     |     |     |       |     |  |  |  |  |  |  |  |  | Other                                 | 89    | 1     |       |     |     |     | 62    |     |  |  |  |  |  |  |  |  | Employer                              | 93    | 42    |       |     | 195 |     | 280   |     |  |  |  |  |  |  |  |  | Employee                              | 1,082 | 43    |       |     | 212 |     | 342   |     |  |  |  |  |  |  |  |  | Total                                 |       |       |       |     |     |     |       |     |  |  |  |  |  |  |  |  | Service, sports and recreation worker |       |       |       |     |     |     |       |     |  |  |  |  |  |  |  |  | Employer                              | 9     |       |       |     |     |     |       |     |  |  |  |  |  |  |  |  | Employee                              | 897   | 31    | 67    | 125 | 133 | 106 | 128   | 202 |  |  |  |  |  |  |  |  | Total                                 | 906   | 31    | 67    | 125 | 134 | 107 | 129   | 208 |  |  |  |  |  |  |  |  | Unemployed and unspecified |       |       |       |     |     |     |       |     |  |  |  |  |  |  |  |  | Employer                   |       |       |       |     |     |     |       |     |  |  |  |  |  |  |  |  | Employee                   | 527   | 78    | 92    | 66  | 65  | 56  | 97    | 22  |  |  |  |  |  |  |  |  | Total                      | 527   | 78    | 92    | 66  | 65  | 56  | 97    | 22  |  |  |  |  |  |  |  |  | Total economically active | 1,48  | 1     |       | 11  | 27  | 3   | 95    | 7   |  |  |  |  |  |  |  |  | Employer                  | 224   | 253   |       | 482 | 732 | 296 | 1,009 | 309 |  |  |  |  |  |  |  |  | Employee                  | 3,673 | 225   |       | 503 | 759 | 299 | 1,104 | 316 |  |  |  |  |  |  |  |  | Total                     | 5,528 | 1,958 | 2,092 | 11  | 151 | 10  | 405   | 652 |  |  |  |  |  |  |  |  | Not economically active |       |       |       |     |     |     |       |     |  |  |  |  |  |  |  |  | Total                   | 9,349 | 2,183 | 2,345 | 514 | 427 | 769 | 1,137 | 968 |  |  |  |  |  |  |  |  |                         |       |       |       |     |     |     |       |     |  |  |  |  |  |  |  |  |                         |       |       |       |     |     |     |       |     |  |  |  |  |  |  |  |  |       |       |       |       |     |     |     |       |     |  |  |  |  |  |  |  |  |
| Craftsman, production worker and labourer |                             |       |       |       |       |       |       |       |     |       |    |       |    |       |                                |  | Labourer                                  |       |       |       |     |     |     |       |     |  |  |  |  |  |  |  |  | Employer                                  | 611   | 47    | 13    | 109 | 178 | 11  | 223   | 8   |  |  |  |  |  |  |  |  | Employee                                  | 611   | 47    | 13    | 109 | 178 | 11  | 223   | 8   |  |  |  |  |  |  |  |  | Total                                     |       |       |       |     |     |     |       |     |  |  |  |  |  |  |  |  | Other                                 | 89    | 1     |       |     |     |     | 62    |     |  |  |  |  |  |  |  |  | Employer                              | 93    | 42    |       |     | 195 |     | 280   |     |  |  |  |  |  |  |  |  | Employee                              | 1,082 | 43    |       |     | 212 |     | 342   |     |  |  |  |  |  |  |  |  | Total                                 |       |       |       |     |     |     |       |     |  |  |  |  |  |  |  |  | Service, sports and recreation worker |       |       |       |     |     |     |       |     |  |  |  |  |  |  |  |  | Employer                              | 9     |       |       |     |     |     |       |     |  |  |  |  |  |  |  |  | Employee                              | 897   | 31    | 67    | 125 | 133 | 106 | 128   | 202 |  |  |  |  |  |  |  |  | Total                                 | 906   | 31    | 67    | 125 | 134 | 107 | 129   | 208 |  |  |  |  |  |  |  |  | Unemployed and unspecified            |       |       |       |     |     |     |       |     |  |  |  |  |  |  |  |  | Employer                   |       |       |       |     |     |     |       |     |  |  |  |  |  |  |  |  | Employee                   | 527   | 78    | 92    | 66  | 65  | 56  | 97    | 22  |  |  |  |  |  |  |  |  | Total                      | 527   | 78    | 92    | 66  | 65  | 56  | 97    | 22  |  |  |  |  |  |  |  |  | Total economically active  | 1,48  | 1     |       | 11  | 27  | 3   | 95    | 7   |  |  |  |  |  |  |  |  | Employer                  | 224   | 253   |       | 482 | 732 | 296 | 1,009 | 309 |  |  |  |  |  |  |  |  | Employee                  | 3,673 | 225   |       | 503 | 759 | 299 | 1,104 | 316 |  |  |  |  |  |  |  |  | Total                     | 5,528 | 1,958 | 2,092 | 11  | 151 | 10  | 405   | 652 |  |  |  |  |  |  |  |  | Not economically active   |       |       |       |     |     |     |       |     |  |  |  |  |  |  |  |  | Total                   | 9,349 | 2,183 | 2,345 | 514 | 427 | 769 | 1,137 | 968 |  |  |  |  |  |  |  |  |                         |       |       |       |     |     |     |       |     |  |  |  |  |  |  |  |  |                         |       |       |       |     |     |     |       |     |  |  |  |  |  |  |  |  |                         |       |       |       |     |     |     |       |     |  |  |  |  |  |  |  |  |       |       |       |       |     |     |     |       |     |  |  |  |  |  |  |  |  |
| Labourer                                  |                             |       |       |       |       |       |       |       |     |       |    |       |    |       |                                |  | Employer                                  | 611   | 47    | 13    | 109 | 178 | 11  | 223   | 8   |  |  |  |  |  |  |  |  | Employee                                  | 611   | 47    | 13    | 109 | 178 | 11  | 223   | 8   |  |  |  |  |  |  |  |  | Total                                     |       |       |       |     |     |     |       |     |  |  |  |  |  |  |  |  | Other                                     | 89    | 1     |       |     |     |     | 62    |     |  |  |  |  |  |  |  |  | Employer                              | 93    | 42    |       |     | 195 |     | 280   |     |  |  |  |  |  |  |  |  | Employee                              | 1,082 | 43    |       |     | 212 |     | 342   |     |  |  |  |  |  |  |  |  | Total                                 |       |       |       |     |     |     |       |     |  |  |  |  |  |  |  |  | Service, sports and recreation worker |       |       |       |     |     |     |       |     |  |  |  |  |  |  |  |  | Employer                              | 9     |       |       |     |     |     |       |     |  |  |  |  |  |  |  |  | Employee                              | 897   | 31    | 67    | 125 | 133 | 106 | 128   | 202 |  |  |  |  |  |  |  |  | Total                                 | 906   | 31    | 67    | 125 | 134 | 107 | 129   | 208 |  |  |  |  |  |  |  |  | Unemployed and unspecified            |       |       |       |     |     |     |       |     |  |  |  |  |  |  |  |  | Employer                              |       |       |       |     |     |     |       |     |  |  |  |  |  |  |  |  | Employee                   | 527   | 78    | 92    | 66  | 65  | 56  | 97    | 22  |  |  |  |  |  |  |  |  | Total                      | 527   | 78    | 92    | 66  | 65  | 56  | 97    | 22  |  |  |  |  |  |  |  |  | Total economically active  | 1,48  | 1     |       | 11  | 27  | 3   | 95    | 7   |  |  |  |  |  |  |  |  | Employer                   | 224   | 253   |       | 482 | 732 | 296 | 1,009 | 309 |  |  |  |  |  |  |  |  | Employee                  | 3,673 | 225   |       | 503 | 759 | 299 | 1,104 | 316 |  |  |  |  |  |  |  |  | Total                     | 5,528 | 1,958 | 2,092 | 11  | 151 | 10  | 405   | 652 |  |  |  |  |  |  |  |  | Not economically active   |       |       |       |     |     |     |       |     |  |  |  |  |  |  |  |  | Total                     | 9,349 | 2,183 | 2,345 | 514 | 427 | 769 | 1,137 | 968 |  |  |  |  |  |  |  |  |                         |       |       |       |     |     |     |       |     |  |  |  |  |  |  |  |  |                         |       |       |       |     |     |     |       |     |  |  |  |  |  |  |  |  |                         |       |       |       |     |     |     |       |     |  |  |  |  |  |  |  |  |                         |       |       |       |     |     |     |       |     |  |  |  |  |  |  |  |  |       |       |       |       |     |     |     |       |     |  |  |  |  |  |  |  |  |
| Employer                                  | 611                         | 47    | 13    | 109   | 178   | 11    | 223   | 8     |     |       |    |       |    |       |                                |  | Employee                                  | 611   | 47    | 13    | 109 | 178 | 11  | 223   | 8   |  |  |  |  |  |  |  |  | Total                                     |       |       |       |     |     |     |       |     |  |  |  |  |  |  |  |  | Other                                     | 89    | 1     |       |     |     |     | 62    |     |  |  |  |  |  |  |  |  | Employer                                  | 93    | 42    |       |     | 195 |     | 280   |     |  |  |  |  |  |  |  |  | Employee                              | 1,082 | 43    |       |     | 212 |     | 342   |     |  |  |  |  |  |  |  |  | Total                                 |       |       |       |     |     |     |       |     |  |  |  |  |  |  |  |  | Service, sports and recreation worker |       |       |       |     |     |     |       |     |  |  |  |  |  |  |  |  | Employer                              | 9     |       |       |     |     |     |       |     |  |  |  |  |  |  |  |  | Employee                              | 897   | 31    | 67    | 125 | 133 | 106 | 128   | 202 |  |  |  |  |  |  |  |  | Total                                 | 906   | 31    | 67    | 125 | 134 | 107 | 129   | 208 |  |  |  |  |  |  |  |  | Unemployed and unspecified            |       |       |       |     |     |     |       |     |  |  |  |  |  |  |  |  | Employer                              |       |       |       |     |     |     |       |     |  |  |  |  |  |  |  |  | Employee                              | 527   | 78    | 92    | 66  | 65  | 56  | 97    | 22  |  |  |  |  |  |  |  |  | Total                      | 527   | 78    | 92    | 66  | 65  | 56  | 97    | 22  |  |  |  |  |  |  |  |  | Total economically active  | 1,48  | 1     |       | 11  | 27  | 3   | 95    | 7   |  |  |  |  |  |  |  |  | Employer                   | 224   | 253   |       | 482 | 732 | 296 | 1,009 | 309 |  |  |  |  |  |  |  |  | Employee                   | 3,673 | 225   |       | 503 | 759 | 299 | 1,104 | 316 |  |  |  |  |  |  |  |  | Total                     | 5,528 | 1,958 | 2,092 | 11  | 151 | 10  | 405   | 652 |  |  |  |  |  |  |  |  | Not economically active   |       |       |       |     |     |     |       |     |  |  |  |  |  |  |  |  | Total                     | 9,349 | 2,183 | 2,345 | 514 | 427 | 769 | 1,137 | 968 |  |  |  |  |  |  |  |  |                           |       |       |       |     |     |     |       |     |  |  |  |  |  |  |  |  |                         |       |       |       |     |     |     |       |     |  |  |  |  |  |  |  |  |                         |       |       |       |     |     |     |       |     |  |  |  |  |  |  |  |  |                         |       |       |       |     |     |     |       |     |  |  |  |  |  |  |  |  |                         |       |       |       |     |     |     |       |     |  |  |  |  |  |  |  |  |       |       |       |       |     |     |     |       |     |  |  |  |  |  |  |  |  |
| Employee                                  | 611                         | 47    | 13    | 109   | 178   | 11    | 223   | 8     |     |       |    |       |    |       |                                |  | Total                                     |       |       |       |     |     |     |       |     |  |  |  |  |  |  |  |  | Other                                     | 89    | 1     |       |     |     |     | 62    |     |  |  |  |  |  |  |  |  | Employer                                  | 93    | 42    |       |     | 195 |     | 280   |     |  |  |  |  |  |  |  |  | Employee                                  | 1,082 | 43    |       |     | 212 |     | 342   |     |  |  |  |  |  |  |  |  | Total                                 |       |       |       |     |     |     |       |     |  |  |  |  |  |  |  |  | Service, sports and recreation worker |       |       |       |     |     |     |       |     |  |  |  |  |  |  |  |  | Employer                              | 9     |       |       |     |     |     |       |     |  |  |  |  |  |  |  |  | Employee                              | 897   | 31    | 67    | 125 | 133 | 106 | 128   | 202 |  |  |  |  |  |  |  |  | Total                                 | 906   | 31    | 67    | 125 | 134 | 107 | 129   | 208 |  |  |  |  |  |  |  |  | Unemployed and unspecified            |       |       |       |     |     |     |       |     |  |  |  |  |  |  |  |  | Employer                              |       |       |       |     |     |     |       |     |  |  |  |  |  |  |  |  | Employee                              | 527   | 78    | 92    | 66  | 65  | 56  | 97    | 22  |  |  |  |  |  |  |  |  | Total                                 | 527   | 78    | 92    | 66  | 65  | 56  | 97    | 22  |  |  |  |  |  |  |  |  | Total economically active  | 1,48  | 1     |       | 11  | 27  | 3   | 95    | 7   |  |  |  |  |  |  |  |  | Employer                   | 224   | 253   |       | 482 | 732 | 296 | 1,009 | 309 |  |  |  |  |  |  |  |  | Employee                   | 3,673 | 225   |       | 503 | 759 | 299 | 1,104 | 316 |  |  |  |  |  |  |  |  | Total                      | 5,528 | 1,958 | 2,092 | 11  | 151 | 10  | 405   | 652 |  |  |  |  |  |  |  |  | Not economically active   |       |       |       |     |     |     |       |     |  |  |  |  |  |  |  |  | Total                     | 9,349 | 2,183 | 2,345 | 514 | 427 | 769 | 1,137 | 968 |  |  |  |  |  |  |  |  |                           |       |       |       |     |     |     |       |     |  |  |  |  |  |  |  |  |                           |       |       |       |     |     |     |       |     |  |  |  |  |  |  |  |  |                         |       |       |       |     |     |     |       |     |  |  |  |  |  |  |  |  |                         |       |       |       |     |     |     |       |     |  |  |  |  |  |  |  |  |                         |       |       |       |     |     |     |       |     |  |  |  |  |  |  |  |  |                         |       |       |       |     |     |     |       |     |  |  |  |  |  |  |  |  |       |       |       |       |     |     |     |       |     |  |  |  |  |  |  |  |  |
| Total                                     |                             |       |       |       |       |       |       |       |     |       |    |       |    |       |                                |  | Other                                     | 89    | 1     |       |     |     |     | 62    |     |  |  |  |  |  |  |  |  | Employer                                  | 93    | 42    |       |     | 195 |     | 280   |     |  |  |  |  |  |  |  |  | Employee                                  | 1,082 | 43    |       |     | 212 |     | 342   |     |  |  |  |  |  |  |  |  | Total                                     |       |       |       |     |     |     |       |     |  |  |  |  |  |  |  |  | Service, sports and recreation worker |       |       |       |     |     |     |       |     |  |  |  |  |  |  |  |  | Employer                              | 9     |       |       |     |     |     |       |     |  |  |  |  |  |  |  |  | Employee                              | 897   | 31    | 67    | 125 | 133 | 106 | 128   | 202 |  |  |  |  |  |  |  |  | Total                                 | 906   | 31    | 67    | 125 | 134 | 107 | 129   | 208 |  |  |  |  |  |  |  |  | Unemployed and unspecified            |       |       |       |     |     |     |       |     |  |  |  |  |  |  |  |  | Employer                              |       |       |       |     |     |     |       |     |  |  |  |  |  |  |  |  | Employee                              | 527   | 78    | 92    | 66  | 65  | 56  | 97    | 22  |  |  |  |  |  |  |  |  | Total                                 | 527   | 78    | 92    | 66  | 65  | 56  | 97    | 22  |  |  |  |  |  |  |  |  | Total economically active             | 1,48  | 1     |       | 11  | 27  | 3   | 95    | 7   |  |  |  |  |  |  |  |  | Employer                   | 224   | 253   |       | 482 | 732 | 296 | 1,009 | 309 |  |  |  |  |  |  |  |  | Employee                   | 3,673 | 225   |       | 503 | 759 | 299 | 1,104 | 316 |  |  |  |  |  |  |  |  | Total                      | 5,528 | 1,958 | 2,092 | 11  | 151 | 10  | 405   | 652 |  |  |  |  |  |  |  |  | Not economically active    |       |       |       |     |     |     |       |     |  |  |  |  |  |  |  |  | Total                     | 9,349 | 2,183 | 2,345 | 514 | 427 | 769 | 1,137 | 968 |  |  |  |  |  |  |  |  |                           |       |       |       |     |     |     |       |     |  |  |  |  |  |  |  |  |                           |       |       |       |     |     |     |       |     |  |  |  |  |  |  |  |  |                           |       |       |       |     |     |     |       |     |  |  |  |  |  |  |  |  |                         |       |       |       |     |     |     |       |     |  |  |  |  |  |  |  |  |                         |       |       |       |     |     |     |       |     |  |  |  |  |  |  |  |  |                         |       |       |       |     |     |     |       |     |  |  |  |  |  |  |  |  |                         |       |       |       |     |     |     |       |     |  |  |  |  |  |  |  |  |       |       |       |       |     |     |     |       |     |  |  |  |  |  |  |  |  |
| Other                                     | 89                          | 1     |       |       |       |       | 62    |       |     |       |    |       |    |       |                                |  | Employer                                  | 93    | 42    |       |     | 195 |     | 280   |     |  |  |  |  |  |  |  |  | Employee                                  | 1,082 | 43    |       |     | 212 |     | 342   |     |  |  |  |  |  |  |  |  | Total                                     |       |       |       |     |     |     |       |     |  |  |  |  |  |  |  |  | Service, sports and recreation worker     |       |       |       |     |     |     |       |     |  |  |  |  |  |  |  |  | Employer                              | 9     |       |       |     |     |     |       |     |  |  |  |  |  |  |  |  | Employee                              | 897   | 31    | 67    | 125 | 133 | 106 | 128   | 202 |  |  |  |  |  |  |  |  | Total                                 | 906   | 31    | 67    | 125 | 134 | 107 | 129   | 208 |  |  |  |  |  |  |  |  | Unemployed and unspecified            |       |       |       |     |     |     |       |     |  |  |  |  |  |  |  |  | Employer                              |       |       |       |     |     |     |       |     |  |  |  |  |  |  |  |  | Employee                              | 527   | 78    | 92    | 66  | 65  | 56  | 97    | 22  |  |  |  |  |  |  |  |  | Total                                 | 527   | 78    | 92    | 66  | 65  | 56  | 97    | 22  |  |  |  |  |  |  |  |  | Total economically active             | 1,48  | 1     |       | 11  | 27  | 3   | 95    | 7   |  |  |  |  |  |  |  |  | Employer                              | 224   | 253   |       | 482 | 732 | 296 | 1,009 | 309 |  |  |  |  |  |  |  |  | Employee                   | 3,673 | 225   |       | 503 | 759 | 299 | 1,104 | 316 |  |  |  |  |  |  |  |  | Total                      | 5,528 | 1,958 | 2,092 | 11  | 151 | 10  | 405   | 652 |  |  |  |  |  |  |  |  | Not economically active    |       |       |       |     |     |     |       |     |  |  |  |  |  |  |  |  | Total                      | 9,349 | 2,183 | 2,345 | 514 | 427 | 769 | 1,137 | 968 |  |  |  |  |  |  |  |  |                           |       |       |       |     |     |     |       |     |  |  |  |  |  |  |  |  |                           |       |       |       |     |     |     |       |     |  |  |  |  |  |  |  |  |                           |       |       |       |     |     |     |       |     |  |  |  |  |  |  |  |  |                           |       |       |       |     |     |     |       |     |  |  |  |  |  |  |  |  |                         |       |       |       |     |     |     |       |     |  |  |  |  |  |  |  |  |                         |       |       |       |     |     |     |       |     |  |  |  |  |  |  |  |  |                         |       |       |       |     |     |     |       |     |  |  |  |  |  |  |  |  |                         |       |       |       |     |     |     |       |     |  |  |  |  |  |  |  |  |       |       |       |       |     |     |     |       |     |  |  |  |  |  |  |  |  |
| Employer                                  | 93                          | 42    |       |       | 195   |       | 280   |       |     |       |    |       |    |       |                                |  | Employee                                  | 1,082 | 43    |       |     | 212 |     | 342   |     |  |  |  |  |  |  |  |  | Total                                     |       |       |       |     |     |     |       |     |  |  |  |  |  |  |  |  | Service, sports and recreation worker     |       |       |       |     |     |     |       |     |  |  |  |  |  |  |  |  | Employer                                  | 9     |       |       |     |     |     |       |     |  |  |  |  |  |  |  |  | Employee                              | 897   | 31    | 67    | 125 | 133 | 106 | 128   | 202 |  |  |  |  |  |  |  |  | Total                                 | 906   | 31    | 67    | 125 | 134 | 107 | 129   | 208 |  |  |  |  |  |  |  |  | Unemployed and unspecified            |       |       |       |     |     |     |       |     |  |  |  |  |  |  |  |  | Employer                              |       |       |       |     |     |     |       |     |  |  |  |  |  |  |  |  | Employee                              | 527   | 78    | 92    | 66  | 65  | 56  | 97    | 22  |  |  |  |  |  |  |  |  | Total                                 | 527   | 78    | 92    | 66  | 65  | 56  | 97    | 22  |  |  |  |  |  |  |  |  | Total economically active             | 1,48  | 1     |       | 11  | 27  | 3   | 95    | 7   |  |  |  |  |  |  |  |  | Employer                              | 224   | 253   |       | 482 | 732 | 296 | 1,009 | 309 |  |  |  |  |  |  |  |  | Employee                              | 3,673 | 225   |       | 503 | 759 | 299 | 1,104 | 316 |  |  |  |  |  |  |  |  | Total                      | 5,528 | 1,958 | 2,092 | 11  | 151 | 10  | 405   | 652 |  |  |  |  |  |  |  |  | Not economically active    |       |       |       |     |     |     |       |     |  |  |  |  |  |  |  |  | Total                      | 9,349 | 2,183 | 2,345 | 514 | 427 | 769 | 1,137 | 968 |  |  |  |  |  |  |  |  |                            |       |       |       |     |     |     |       |     |  |  |  |  |  |  |  |  |                           |       |       |       |     |     |     |       |     |  |  |  |  |  |  |  |  |                           |       |       |       |     |     |     |       |     |  |  |  |  |  |  |  |  |                           |       |       |       |     |     |     |       |     |  |  |  |  |  |  |  |  |                           |       |       |       |     |     |     |       |     |  |  |  |  |  |  |  |  |                         |       |       |       |     |     |     |       |     |  |  |  |  |  |  |  |  |                         |       |       |       |     |     |     |       |     |  |  |  |  |  |  |  |  |                         |       |       |       |     |     |     |       |     |  |  |  |  |  |  |  |  |                         |       |       |       |     |     |     |       |     |  |  |  |  |  |  |  |  |       |       |       |       |     |     |     |       |     |  |  |  |  |  |  |  |  |
| Employee                                  | 1,082                       | 43    |       |       | 212   |       | 342   |       |     |       |    |       |    |       |                                |  | Total                                     |       |       |       |     |     |     |       |     |  |  |  |  |  |  |  |  | Service, sports and recreation worker     |       |       |       |     |     |     |       |     |  |  |  |  |  |  |  |  | Employer                                  | 9     |       |       |     |     |     |       |     |  |  |  |  |  |  |  |  | Employee                                  | 897   | 31    | 67    | 125 | 133 | 106 | 128   | 202 |  |  |  |  |  |  |  |  | Total                                 | 906   | 31    | 67    | 125 | 134 | 107 | 129   | 208 |  |  |  |  |  |  |  |  | Unemployed and unspecified            |       |       |       |     |     |     |       |     |  |  |  |  |  |  |  |  | Employer                              |       |       |       |     |     |     |       |     |  |  |  |  |  |  |  |  | Employee                              | 527   | 78    | 92    | 66  | 65  | 56  | 97    | 22  |  |  |  |  |  |  |  |  | Total                                 | 527   | 78    | 92    | 66  | 65  | 56  | 97    | 22  |  |  |  |  |  |  |  |  | Total economically active             | 1,48  | 1     |       | 11  | 27  | 3   | 95    | 7   |  |  |  |  |  |  |  |  | Employer                              | 224   | 253   |       | 482 | 732 | 296 | 1,009 | 309 |  |  |  |  |  |  |  |  | Employee                              | 3,673 | 225   |       | 503 | 759 | 299 | 1,104 | 316 |  |  |  |  |  |  |  |  | Total                                 | 5,528 | 1,958 | 2,092 | 11  | 151 | 10  | 405   | 652 |  |  |  |  |  |  |  |  | Not economically active    |       |       |       |     |     |     |       |     |  |  |  |  |  |  |  |  | Total                      | 9,349 | 2,183 | 2,345 | 514 | 427 | 769 | 1,137 | 968 |  |  |  |  |  |  |  |  |                            |       |       |       |     |     |     |       |     |  |  |  |  |  |  |  |  |                            |       |       |       |     |     |     |       |     |  |  |  |  |  |  |  |  |                           |       |       |       |     |     |     |       |     |  |  |  |  |  |  |  |  |                           |       |       |       |     |     |     |       |     |  |  |  |  |  |  |  |  |                           |       |       |       |     |     |     |       |     |  |  |  |  |  |  |  |  |                           |       |       |       |     |     |     |       |     |  |  |  |  |  |  |  |  |                         |       |       |       |     |     |     |       |     |  |  |  |  |  |  |  |  |                         |       |       |       |     |     |     |       |     |  |  |  |  |  |  |  |  |                         |       |       |       |     |     |     |       |     |  |  |  |  |  |  |  |  |                         |       |       |       |     |     |     |       |     |  |  |  |  |  |  |  |  |       |       |       |       |     |     |     |       |     |  |  |  |  |  |  |  |  |
| Total                                     |                             |       |       |       |       |       |       |       |     |       |    |       |    |       |                                |  | Service, sports and recreation worker     |       |       |       |     |     |     |       |     |  |  |  |  |  |  |  |  | Employer                                  | 9     |       |       |     |     |     |       |     |  |  |  |  |  |  |  |  | Employee                                  | 897   | 31    | 67    | 125 | 133 | 106 | 128   | 202 |  |  |  |  |  |  |  |  | Total                                     | 906   | 31    | 67    | 125 | 134 | 107 | 129   | 208 |  |  |  |  |  |  |  |  | Unemployed and unspecified            |       |       |       |     |     |     |       |     |  |  |  |  |  |  |  |  | Employer                              |       |       |       |     |     |     |       |     |  |  |  |  |  |  |  |  | Employee                              | 527   | 78    | 92    | 66  | 65  | 56  | 97    | 22  |  |  |  |  |  |  |  |  | Total                                 | 527   | 78    | 92    | 66  | 65  | 56  | 97    | 22  |  |  |  |  |  |  |  |  | Total economically active             | 1,48  | 1     |       | 11  | 27  | 3   | 95    | 7   |  |  |  |  |  |  |  |  | Employer                              | 224   | 253   |       | 482 | 732 | 296 | 1,009 | 309 |  |  |  |  |  |  |  |  | Employee                              | 3,673 | 225   |       | 503 | 759 | 299 | 1,104 | 316 |  |  |  |  |  |  |  |  | Total                                 | 5,528 | 1,958 | 2,092 | 11  | 151 | 10  | 405   | 652 |  |  |  |  |  |  |  |  | Not economically active               |       |       |       |     |     |     |       |     |  |  |  |  |  |  |  |  | Total                      | 9,349 | 2,183 | 2,345 | 514 | 427 | 769 | 1,137 | 968 |  |  |  |  |  |  |  |  |                            |       |       |       |     |     |     |       |     |  |  |  |  |  |  |  |  |                            |       |       |       |     |     |     |       |     |  |  |  |  |  |  |  |  |                            |       |       |       |     |     |     |       |     |  |  |  |  |  |  |  |  |                           |       |       |       |     |     |     |       |     |  |  |  |  |  |  |  |  |                           |       |       |       |     |     |     |       |     |  |  |  |  |  |  |  |  |                           |       |       |       |     |     |     |       |     |  |  |  |  |  |  |  |  |                           |       |       |       |     |     |     |       |     |  |  |  |  |  |  |  |  |                         |       |       |       |     |     |     |       |     |  |  |  |  |  |  |  |  |                         |       |       |       |     |     |     |       |     |  |  |  |  |  |  |  |  |                         |       |       |       |     |     |     |       |     |  |  |  |  |  |  |  |  |                         |       |       |       |     |     |     |       |     |  |  |  |  |  |  |  |  |       |       |       |       |     |     |     |       |     |  |  |  |  |  |  |  |  |
| Service, sports and recreation worker     |                             |       |       |       |       |       |       |       |     |       |    |       |    |       |                                |  | Employer                                  | 9     |       |       |     |     |     |       |     |  |  |  |  |  |  |  |  | Employee                                  | 897   | 31    | 67    | 125 | 133 | 106 | 128   | 202 |  |  |  |  |  |  |  |  | Total                                     | 906   | 31    | 67    | 125 | 134 | 107 | 129   | 208 |  |  |  |  |  |  |  |  | Unemployed and unspecified                |       |       |       |     |     |     |       |     |  |  |  |  |  |  |  |  | Employer                              |       |       |       |     |     |     |       |     |  |  |  |  |  |  |  |  | Employee                              | 527   | 78    | 92    | 66  | 65  | 56  | 97    | 22  |  |  |  |  |  |  |  |  | Total                                 | 527   | 78    | 92    | 66  | 65  | 56  | 97    | 22  |  |  |  |  |  |  |  |  | Total economically active             | 1,48  | 1     |       | 11  | 27  | 3   | 95    | 7   |  |  |  |  |  |  |  |  | Employer                              | 224   | 253   |       | 482 | 732 | 296 | 1,009 | 309 |  |  |  |  |  |  |  |  | Employee                              | 3,673 | 225   |       | 503 | 759 | 299 | 1,104 | 316 |  |  |  |  |  |  |  |  | Total                                 | 5,528 | 1,958 | 2,092 | 11  | 151 | 10  | 405   | 652 |  |  |  |  |  |  |  |  | Not economically active               |       |       |       |     |     |     |       |     |  |  |  |  |  |  |  |  | Total                                 | 9,349 | 2,183 | 2,345 | 514 | 427 | 769 | 1,137 | 968 |  |  |  |  |  |  |  |  |                            |       |       |       |     |     |     |       |     |  |  |  |  |  |  |  |  |                            |       |       |       |     |     |     |       |     |  |  |  |  |  |  |  |  |                            |       |       |       |     |     |     |       |     |  |  |  |  |  |  |  |  |                            |       |       |       |     |     |     |       |     |  |  |  |  |  |  |  |  |                           |       |       |       |     |     |     |       |     |  |  |  |  |  |  |  |  |                           |       |       |       |     |     |     |       |     |  |  |  |  |  |  |  |  |                           |       |       |       |     |     |     |       |     |  |  |  |  |  |  |  |  |                           |       |       |       |     |     |     |       |     |  |  |  |  |  |  |  |  |                         |       |       |       |     |     |     |       |     |  |  |  |  |  |  |  |  |                         |       |       |       |     |     |     |       |     |  |  |  |  |  |  |  |  |                         |       |       |       |     |     |     |       |     |  |  |  |  |  |  |  |  |                         |       |       |       |     |     |     |       |     |  |  |  |  |  |  |  |  |       |       |       |       |     |     |     |       |     |  |  |  |  |  |  |  |  |
| Employer                                  | 9                           |       |       |       |       |       |       |       |     |       |    |       |    |       |                                |  | Employee                                  | 897   | 31    | 67    | 125 | 133 | 106 | 128   | 202 |  |  |  |  |  |  |  |  | Total                                     | 906   | 31    | 67    | 125 | 134 | 107 | 129   | 208 |  |  |  |  |  |  |  |  | Unemployed and unspecified                |       |       |       |     |     |     |       |     |  |  |  |  |  |  |  |  | Employer                                  |       |       |       |     |     |     |       |     |  |  |  |  |  |  |  |  | Employee                              | 527   | 78    | 92    | 66  | 65  | 56  | 97    | 22  |  |  |  |  |  |  |  |  | Total                                 | 527   | 78    | 92    | 66  | 65  | 56  | 97    | 22  |  |  |  |  |  |  |  |  | Total economically active             | 1,48  | 1     |       | 11  | 27  | 3   | 95    | 7   |  |  |  |  |  |  |  |  | Employer                              | 224   | 253   |       | 482 | 732 | 296 | 1,009 | 309 |  |  |  |  |  |  |  |  | Employee                              | 3,673 | 225   |       | 503 | 759 | 299 | 1,104 | 316 |  |  |  |  |  |  |  |  | Total                                 | 5,528 | 1,958 | 2,092 | 11  | 151 | 10  | 405   | 652 |  |  |  |  |  |  |  |  | Not economically active               |       |       |       |     |     |     |       |     |  |  |  |  |  |  |  |  | Total                                 | 9,349 | 2,183 | 2,345 | 514 | 427 | 769 | 1,137 | 968 |  |  |  |  |  |  |  |  |                                       |       |       |       |     |     |     |       |     |  |  |  |  |  |  |  |  |                            |       |       |       |     |     |     |       |     |  |  |  |  |  |  |  |  |                            |       |       |       |     |     |     |       |     |  |  |  |  |  |  |  |  |                            |       |       |       |     |     |     |       |     |  |  |  |  |  |  |  |  |                            |       |       |       |     |     |     |       |     |  |  |  |  |  |  |  |  |                           |       |       |       |     |     |     |       |     |  |  |  |  |  |  |  |  |                           |       |       |       |     |     |     |       |     |  |  |  |  |  |  |  |  |                           |       |       |       |     |     |     |       |     |  |  |  |  |  |  |  |  |                           |       |       |       |     |     |     |       |     |  |  |  |  |  |  |  |  |                         |       |       |       |     |     |     |       |     |  |  |  |  |  |  |  |  |                         |       |       |       |     |     |     |       |     |  |  |  |  |  |  |  |  |                         |       |       |       |     |     |     |       |     |  |  |  |  |  |  |  |  |                         |       |       |       |     |     |     |       |     |  |  |  |  |  |  |  |  |       |       |       |       |     |     |     |       |     |  |  |  |  |  |  |  |  |
| Employee                                  | 897                         | 31    | 67    | 125   | 133   | 106   | 128   | 202   |     |       |    |       |    |       |                                |  | Total                                     | 906   | 31    | 67    | 125 | 134 | 107 | 129   | 208 |  |  |  |  |  |  |  |  | Unemployed and unspecified                |       |       |       |     |     |     |       |     |  |  |  |  |  |  |  |  | Employer                                  |       |       |       |     |     |     |       |     |  |  |  |  |  |  |  |  | Employee                                  | 527   | 78    | 92    | 66  | 65  | 56  | 97    | 22  |  |  |  |  |  |  |  |  | Total                                 | 527   | 78    | 92    | 66  | 65  | 56  | 97    | 22  |  |  |  |  |  |  |  |  | Total economically active             | 1,48  | 1     |       | 11  | 27  | 3   | 95    | 7   |  |  |  |  |  |  |  |  | Employer                              | 224   | 253   |       | 482 | 732 | 296 | 1,009 | 309 |  |  |  |  |  |  |  |  | Employee                              | 3,673 | 225   |       | 503 | 759 | 299 | 1,104 | 316 |  |  |  |  |  |  |  |  | Total                                 | 5,528 | 1,958 | 2,092 | 11  | 151 | 10  | 405   | 652 |  |  |  |  |  |  |  |  | Not economically active               |       |       |       |     |     |     |       |     |  |  |  |  |  |  |  |  | Total                                 | 9,349 | 2,183 | 2,345 | 514 | 427 | 769 | 1,137 | 968 |  |  |  |  |  |  |  |  |                                       |       |       |       |     |     |     |       |     |  |  |  |  |  |  |  |  |                                       |       |       |       |     |     |     |       |     |  |  |  |  |  |  |  |  |                            |       |       |       |     |     |     |       |     |  |  |  |  |  |  |  |  |                            |       |       |       |     |     |     |       |     |  |  |  |  |  |  |  |  |                            |       |       |       |     |     |     |       |     |  |  |  |  |  |  |  |  |                            |       |       |       |     |     |     |       |     |  |  |  |  |  |  |  |  |                           |       |       |       |     |     |     |       |     |  |  |  |  |  |  |  |  |                           |       |       |       |     |     |     |       |     |  |  |  |  |  |  |  |  |                           |       |       |       |     |     |     |       |     |  |  |  |  |  |  |  |  |                           |       |       |       |     |     |     |       |     |  |  |  |  |  |  |  |  |                         |       |       |       |     |     |     |       |     |  |  |  |  |  |  |  |  |                         |       |       |       |     |     |     |       |     |  |  |  |  |  |  |  |  |                         |       |       |       |     |     |     |       |     |  |  |  |  |  |  |  |  |                         |       |       |       |     |     |     |       |     |  |  |  |  |  |  |  |  |       |       |       |       |     |     |     |       |     |  |  |  |  |  |  |  |  |
| Total                                     | 906                         | 31    | 67    | 125   | 134   | 107   | 129   | 208   |     |       |    |       |    |       |                                |  | Unemployed and unspecified                |       |       |       |     |     |     |       |     |  |  |  |  |  |  |  |  | Employer                                  |       |       |       |     |     |     |       |     |  |  |  |  |  |  |  |  | Employee                                  | 527   | 78    | 92    | 66  | 65  | 56  | 97    | 22  |  |  |  |  |  |  |  |  | Total                                     | 527   | 78    | 92    | 66  | 65  | 56  | 97    | 22  |  |  |  |  |  |  |  |  | Total economically active             | 1,48  | 1     |       | 11  | 27  | 3   | 95    | 7   |  |  |  |  |  |  |  |  | Employer                              | 224   | 253   |       | 482 | 732 | 296 | 1,009 | 309 |  |  |  |  |  |  |  |  | Employee                              | 3,673 | 225   |       | 503 | 759 | 299 | 1,104 | 316 |  |  |  |  |  |  |  |  | Total                                 | 5,528 | 1,958 | 2,092 | 11  | 151 | 10  | 405   | 652 |  |  |  |  |  |  |  |  | Not economically active               |       |       |       |     |     |     |       |     |  |  |  |  |  |  |  |  | Total                                 | 9,349 | 2,183 | 2,345 | 514 | 427 | 769 | 1,137 | 968 |  |  |  |  |  |  |  |  |                                       |       |       |       |     |     |     |       |     |  |  |  |  |  |  |  |  |                                       |       |       |       |     |     |     |       |     |  |  |  |  |  |  |  |  |                                       |       |       |       |     |     |     |       |     |  |  |  |  |  |  |  |  |                            |       |       |       |     |     |     |       |     |  |  |  |  |  |  |  |  |                            |       |       |       |     |     |     |       |     |  |  |  |  |  |  |  |  |                            |       |       |       |     |     |     |       |     |  |  |  |  |  |  |  |  |                            |       |       |       |     |     |     |       |     |  |  |  |  |  |  |  |  |                           |       |       |       |     |     |     |       |     |  |  |  |  |  |  |  |  |                           |       |       |       |     |     |     |       |     |  |  |  |  |  |  |  |  |                           |       |       |       |     |     |     |       |     |  |  |  |  |  |  |  |  |                           |       |       |       |     |     |     |       |     |  |  |  |  |  |  |  |  |                         |       |       |       |     |     |     |       |     |  |  |  |  |  |  |  |  |                         |       |       |       |     |     |     |       |     |  |  |  |  |  |  |  |  |                         |       |       |       |     |     |     |       |     |  |  |  |  |  |  |  |  |                         |       |       |       |     |     |     |       |     |  |  |  |  |  |  |  |  |       |       |       |       |     |     |     |       |     |  |  |  |  |  |  |  |  |
| Unemployed and unspecified                |                             |       |       |       |       |       |       |       |     |       |    |       |    |       |                                |  | Employer                                  |       |       |       |     |     |     |       |     |  |  |  |  |  |  |  |  | Employee                                  | 527   | 78    | 92    | 66  | 65  | 56  | 97    | 22  |  |  |  |  |  |  |  |  | Total                                     | 527   | 78    | 92    | 66  | 65  | 56  | 97    | 22  |  |  |  |  |  |  |  |  | Total economically active                 | 1,48  | 1     |       | 11  | 27  | 3   | 95    | 7   |  |  |  |  |  |  |  |  | Employer                              | 224   | 253   |       | 482 | 732 | 296 | 1,009 | 309 |  |  |  |  |  |  |  |  | Employee                              | 3,673 | 225   |       | 503 | 759 | 299 | 1,104 | 316 |  |  |  |  |  |  |  |  | Total                                 | 5,528 | 1,958 | 2,092 | 11  | 151 | 10  | 405   | 652 |  |  |  |  |  |  |  |  | Not economically active               |       |       |       |     |     |     |       |     |  |  |  |  |  |  |  |  | Total                                 | 9,349 | 2,183 | 2,345 | 514 | 427 | 769 | 1,137 | 968 |  |  |  |  |  |  |  |  |                                       |       |       |       |     |     |     |       |     |  |  |  |  |  |  |  |  |                                       |       |       |       |     |     |     |       |     |  |  |  |  |  |  |  |  |                                       |       |       |       |     |     |     |       |     |  |  |  |  |  |  |  |  |                                       |       |       |       |     |     |     |       |     |  |  |  |  |  |  |  |  |                            |       |       |       |     |     |     |       |     |  |  |  |  |  |  |  |  |                            |       |       |       |     |     |     |       |     |  |  |  |  |  |  |  |  |                            |       |       |       |     |     |     |       |     |  |  |  |  |  |  |  |  |                            |       |       |       |     |     |     |       |     |  |  |  |  |  |  |  |  |                           |       |       |       |     |     |     |       |     |  |  |  |  |  |  |  |  |                           |       |       |       |     |     |     |       |     |  |  |  |  |  |  |  |  |                           |       |       |       |     |     |     |       |     |  |  |  |  |  |  |  |  |                           |       |       |       |     |     |     |       |     |  |  |  |  |  |  |  |  |                         |       |       |       |     |     |     |       |     |  |  |  |  |  |  |  |  |                         |       |       |       |     |     |     |       |     |  |  |  |  |  |  |  |  |                         |       |       |       |     |     |     |       |     |  |  |  |  |  |  |  |  |                         |       |       |       |     |     |     |       |     |  |  |  |  |  |  |  |  |       |       |       |       |     |     |     |       |     |  |  |  |  |  |  |  |  |
| Employer                                  |                             |       |       |       |       |       |       |       |     |       |    |       |    |       |                                |  | Employee                                  | 527   | 78    | 92    | 66  | 65  | 56  | 97    | 22  |  |  |  |  |  |  |  |  | Total                                     | 527   | 78    | 92    | 66  | 65  | 56  | 97    | 22  |  |  |  |  |  |  |  |  | Total economically active                 | 1,48  | 1     |       | 11  | 27  | 3   | 95    | 7   |  |  |  |  |  |  |  |  | Employer                                  | 224   | 253   |       | 482 | 732 | 296 | 1,009 | 309 |  |  |  |  |  |  |  |  | Employee                              | 3,673 | 225   |       | 503 | 759 | 299 | 1,104 | 316 |  |  |  |  |  |  |  |  | Total                                 | 5,528 | 1,958 | 2,092 | 11  | 151 | 10  | 405   | 652 |  |  |  |  |  |  |  |  | Not economically active               |       |       |       |     |     |     |       |     |  |  |  |  |  |  |  |  | Total                                 | 9,349 | 2,183 | 2,345 | 514 | 427 | 769 | 1,137 | 968 |  |  |  |  |  |  |  |  |                                       |       |       |       |     |     |     |       |     |  |  |  |  |  |  |  |  |                                       |       |       |       |     |     |     |       |     |  |  |  |  |  |  |  |  |                                       |       |       |       |     |     |     |       |     |  |  |  |  |  |  |  |  |                                       |       |       |       |     |     |     |       |     |  |  |  |  |  |  |  |  |                                       |       |       |       |     |     |     |       |     |  |  |  |  |  |  |  |  |                            |       |       |       |     |     |     |       |     |  |  |  |  |  |  |  |  |                            |       |       |       |     |     |     |       |     |  |  |  |  |  |  |  |  |                            |       |       |       |     |     |     |       |     |  |  |  |  |  |  |  |  |                            |       |       |       |     |     |     |       |     |  |  |  |  |  |  |  |  |                           |       |       |       |     |     |     |       |     |  |  |  |  |  |  |  |  |                           |       |       |       |     |     |     |       |     |  |  |  |  |  |  |  |  |                           |       |       |       |     |     |     |       |     |  |  |  |  |  |  |  |  |                           |       |       |       |     |     |     |       |     |  |  |  |  |  |  |  |  |                         |       |       |       |     |     |     |       |     |  |  |  |  |  |  |  |  |                         |       |       |       |     |     |     |       |     |  |  |  |  |  |  |  |  |                         |       |       |       |     |     |     |       |     |  |  |  |  |  |  |  |  |                         |       |       |       |     |     |     |       |     |  |  |  |  |  |  |  |  |       |       |       |       |     |     |     |       |     |  |  |  |  |  |  |  |  |
| Employee                                  | 527                         | 78    | 92    | 66    | 65    | 56    | 97    | 22    |     |       |    |       |    |       |                                |  | Total                                     | 527   | 78    | 92    | 66  | 65  | 56  | 97    | 22  |  |  |  |  |  |  |  |  | Total economically active                 | 1,48  | 1     |       | 11  | 27  | 3   | 95    | 7   |  |  |  |  |  |  |  |  | Employer                                  | 224   | 253   |       | 482 | 732 | 296 | 1,009 | 309 |  |  |  |  |  |  |  |  | Employee                                  | 3,673 | 225   |       | 503 | 759 | 299 | 1,104 | 316 |  |  |  |  |  |  |  |  | Total                                 | 5,528 | 1,958 | 2,092 | 11  | 151 | 10  | 405   | 652 |  |  |  |  |  |  |  |  | Not economically active               |       |       |       |     |     |     |       |     |  |  |  |  |  |  |  |  | Total                                 | 9,349 | 2,183 | 2,345 | 514 | 427 | 769 | 1,137 | 968 |  |  |  |  |  |  |  |  |                                       |       |       |       |     |     |     |       |     |  |  |  |  |  |  |  |  |                                       |       |       |       |     |     |     |       |     |  |  |  |  |  |  |  |  |                                       |       |       |       |     |     |     |       |     |  |  |  |  |  |  |  |  |                                       |       |       |       |     |     |     |       |     |  |  |  |  |  |  |  |  |                                       |       |       |       |     |     |     |       |     |  |  |  |  |  |  |  |  |                                       |       |       |       |     |     |     |       |     |  |  |  |  |  |  |  |  |                            |       |       |       |     |     |     |       |     |  |  |  |  |  |  |  |  |                            |       |       |       |     |     |     |       |     |  |  |  |  |  |  |  |  |                            |       |       |       |     |     |     |       |     |  |  |  |  |  |  |  |  |                            |       |       |       |     |     |     |       |     |  |  |  |  |  |  |  |  |                           |       |       |       |     |     |     |       |     |  |  |  |  |  |  |  |  |                           |       |       |       |     |     |     |       |     |  |  |  |  |  |  |  |  |                           |       |       |       |     |     |     |       |     |  |  |  |  |  |  |  |  |                           |       |       |       |     |     |     |       |     |  |  |  |  |  |  |  |  |                         |       |       |       |     |     |     |       |     |  |  |  |  |  |  |  |  |                         |       |       |       |     |     |     |       |     |  |  |  |  |  |  |  |  |                         |       |       |       |     |     |     |       |     |  |  |  |  |  |  |  |  |                         |       |       |       |     |     |     |       |     |  |  |  |  |  |  |  |  |       |       |       |       |     |     |     |       |     |  |  |  |  |  |  |  |  |
| Total                                     | 527                         | 78    | 92    | 66    | 65    | 56    | 97    | 22    |     |       |    |       |    |       |                                |  | Total economically active                 | 1,48  | 1     |       | 11  | 27  | 3   | 95    | 7   |  |  |  |  |  |  |  |  | Employer                                  | 224   | 253   |       | 482 | 732 | 296 | 1,009 | 309 |  |  |  |  |  |  |  |  | Employee                                  | 3,673 | 225   |       | 503 | 759 | 299 | 1,104 | 316 |  |  |  |  |  |  |  |  | Total                                     | 5,528 | 1,958 | 2,092 | 11  | 151 | 10  | 405   | 652 |  |  |  |  |  |  |  |  | Not economically active               |       |       |       |     |     |     |       |     |  |  |  |  |  |  |  |  | Total                                 | 9,349 | 2,183 | 2,345 | 514 | 427 | 769 | 1,137 | 968 |  |  |  |  |  |  |  |  |                                       |       |       |       |     |     |     |       |     |  |  |  |  |  |  |  |  |                                       |       |       |       |     |     |     |       |     |  |  |  |  |  |  |  |  |                                       |       |       |       |     |     |     |       |     |  |  |  |  |  |  |  |  |                                       |       |       |       |     |     |     |       |     |  |  |  |  |  |  |  |  |                                       |       |       |       |     |     |     |       |     |  |  |  |  |  |  |  |  |                                       |       |       |       |     |     |     |       |     |  |  |  |  |  |  |  |  |                                       |       |       |       |     |     |     |       |     |  |  |  |  |  |  |  |  |                            |       |       |       |     |     |     |       |     |  |  |  |  |  |  |  |  |                            |       |       |       |     |     |     |       |     |  |  |  |  |  |  |  |  |                            |       |       |       |     |     |     |       |     |  |  |  |  |  |  |  |  |                            |       |       |       |     |     |     |       |     |  |  |  |  |  |  |  |  |                           |       |       |       |     |     |     |       |     |  |  |  |  |  |  |  |  |                           |       |       |       |     |     |     |       |     |  |  |  |  |  |  |  |  |                           |       |       |       |     |     |     |       |     |  |  |  |  |  |  |  |  |                           |       |       |       |     |     |     |       |     |  |  |  |  |  |  |  |  |                         |       |       |       |     |     |     |       |     |  |  |  |  |  |  |  |  |                         |       |       |       |     |     |     |       |     |  |  |  |  |  |  |  |  |                         |       |       |       |     |     |     |       |     |  |  |  |  |  |  |  |  |                         |       |       |       |     |     |     |       |     |  |  |  |  |  |  |  |  |       |       |       |       |     |     |     |       |     |  |  |  |  |  |  |  |  |
| Total economically active                 | 1,48                        | 1     |       | 11    | 27    | 3     | 95    | 7     |     |       |    |       |    |       |                                |  | Employer                                  | 224   | 253   |       | 482 | 732 | 296 | 1,009 | 309 |  |  |  |  |  |  |  |  | Employee                                  | 3,673 | 225   |       | 503 | 759 | 299 | 1,104 | 316 |  |  |  |  |  |  |  |  | Total                                     | 5,528 | 1,958 | 2,092 | 11  | 151 | 10  | 405   | 652 |  |  |  |  |  |  |  |  | Not economically active                   |       |       |       |     |     |     |       |     |  |  |  |  |  |  |  |  | Total                                 | 9,349 | 2,183 | 2,345 | 514 | 427 | 769 | 1,137 | 968 |  |  |  |  |  |  |  |  |                                       |       |       |       |     |     |     |       |     |  |  |  |  |  |  |  |  |                                       |       |       |       |     |     |     |       |     |  |  |  |  |  |  |  |  |                                       |       |       |       |     |     |     |       |     |  |  |  |  |  |  |  |  |                                       |       |       |       |     |     |     |       |     |  |  |  |  |  |  |  |  |                                       |       |       |       |     |     |     |       |     |  |  |  |  |  |  |  |  |                                       |       |       |       |     |     |     |       |     |  |  |  |  |  |  |  |  |                                       |       |       |       |     |     |     |       |     |  |  |  |  |  |  |  |  |                                       |       |       |       |     |     |     |       |     |  |  |  |  |  |  |  |  |                            |       |       |       |     |     |     |       |     |  |  |  |  |  |  |  |  |                            |       |       |       |     |     |     |       |     |  |  |  |  |  |  |  |  |                            |       |       |       |     |     |     |       |     |  |  |  |  |  |  |  |  |                            |       |       |       |     |     |     |       |     |  |  |  |  |  |  |  |  |                           |       |       |       |     |     |     |       |     |  |  |  |  |  |  |  |  |                           |       |       |       |     |     |     |       |     |  |  |  |  |  |  |  |  |                           |       |       |       |     |     |     |       |     |  |  |  |  |  |  |  |  |                           |       |       |       |     |     |     |       |     |  |  |  |  |  |  |  |  |                         |       |       |       |     |     |     |       |     |  |  |  |  |  |  |  |  |                         |       |       |       |     |     |     |       |     |  |  |  |  |  |  |  |  |                         |       |       |       |     |     |     |       |     |  |  |  |  |  |  |  |  |                         |       |       |       |     |     |     |       |     |  |  |  |  |  |  |  |  |       |       |       |       |     |     |     |       |     |  |  |  |  |  |  |  |  |
| Employer                                  | 224                         | 253   |       | 482   | 732   | 296   | 1,009 | 309   |     |       |    |       |    |       |                                |  | Employee                                  | 3,673 | 225   |       | 503 | 759 | 299 | 1,104 | 316 |  |  |  |  |  |  |  |  | Total                                     | 5,528 | 1,958 | 2,092 | 11  | 151 | 10  | 405   | 652 |  |  |  |  |  |  |  |  | Not economically active                   |       |       |       |     |     |     |       |     |  |  |  |  |  |  |  |  | Total                                     | 9,349 | 2,183 | 2,345 | 514 | 427 | 769 | 1,137 | 968 |  |  |  |  |  |  |  |  |                                       |       |       |       |     |     |     |       |     |  |  |  |  |  |  |  |  |                                       |       |       |       |     |     |     |       |     |  |  |  |  |  |  |  |  |                                       |       |       |       |     |     |     |       |     |  |  |  |  |  |  |  |  |                                       |       |       |       |     |     |     |       |     |  |  |  |  |  |  |  |  |                                       |       |       |       |     |     |     |       |     |  |  |  |  |  |  |  |  |                                       |       |       |       |     |     |     |       |     |  |  |  |  |  |  |  |  |                                       |       |       |       |     |     |     |       |     |  |  |  |  |  |  |  |  |                                       |       |       |       |     |     |     |       |     |  |  |  |  |  |  |  |  |                                       |       |       |       |     |     |     |       |     |  |  |  |  |  |  |  |  |                            |       |       |       |     |     |     |       |     |  |  |  |  |  |  |  |  |                            |       |       |       |     |     |     |       |     |  |  |  |  |  |  |  |  |                            |       |       |       |     |     |     |       |     |  |  |  |  |  |  |  |  |                            |       |       |       |     |     |     |       |     |  |  |  |  |  |  |  |  |                           |       |       |       |     |     |     |       |     |  |  |  |  |  |  |  |  |                           |       |       |       |     |     |     |       |     |  |  |  |  |  |  |  |  |                           |       |       |       |     |     |     |       |     |  |  |  |  |  |  |  |  |                           |       |       |       |     |     |     |       |     |  |  |  |  |  |  |  |  |                         |       |       |       |     |     |     |       |     |  |  |  |  |  |  |  |  |                         |       |       |       |     |     |     |       |     |  |  |  |  |  |  |  |  |                         |       |       |       |     |     |     |       |     |  |  |  |  |  |  |  |  |                         |       |       |       |     |     |     |       |     |  |  |  |  |  |  |  |  |       |       |       |       |     |     |     |       |     |  |  |  |  |  |  |  |  |
| Employee                                  | 3,673                       | 225   |       | 503   | 759   | 299   | 1,104 | 316   |     |       |    |       |    |       |                                |  | Total                                     | 5,528 | 1,958 | 2,092 | 11  | 151 | 10  | 405   | 652 |  |  |  |  |  |  |  |  | Not economically active                   |       |       |       |     |     |     |       |     |  |  |  |  |  |  |  |  | Total                                     | 9,349 | 2,183 | 2,345 | 514 | 427 | 769 | 1,137 | 968 |  |  |  |  |  |  |  |  |   |       |       |       |     |     |     |       |     |  |  |  |  |  |  |  |  |                                       |       |       |       |     |     |     |       |     |  |  |  |  |  |  |  |  |                                       |       |       |       |     |     |     |       |     |  |  |  |  |  |  |  |  |                                       |       |       |       |     |     |     |       |     |  |  |  |  |  |  |  |  |                                       |       |       |       |     |     |     |       |     |  |  |  |  |  |  |  |  |                                       |       |       |       |     |     |     |       |     |  |  |  |  |  |  |  |  |                                       |       |       |       |     |     |     |       |     |  |  |  |  |  |  |  |  |                                       |       |       |       |     |     |     |       |     |  |  |  |  |  |  |  |  |                                       |       |       |       |     |     |     |       |     |  |  |  |  |  |  |  |  |                                       |       |       |       |     |     |     |       |     |  |  |  |  |  |  |  |  |                            |       |       |       |     |     |     |       |     |  |  |  |  |  |  |  |  |                            |       |       |       |     |     |     |       |     |  |  |  |  |  |  |  |  |                            |       |       |       |     |     |     |       |     |  |  |  |  |  |  |  |  |                            |       |       |       |     |     |     |       |     |  |  |  |  |  |  |  |  |                           |       |       |       |     |     |     |       |     |  |  |  |  |  |  |  |  |                           |       |       |       |     |     |     |       |     |  |  |  |  |  |  |  |  |                           |       |       |       |     |     |     |       |     |  |  |  |  |  |  |  |  |                           |       |       |       |     |     |     |       |     |  |  |  |  |  |  |  |  |                         |       |       |       |     |     |     |       |     |  |  |  |  |  |  |  |  |                         |       |       |       |     |     |     |       |     |  |  |  |  |  |  |  |  |                         |       |       |       |     |     |     |       |     |  |  |  |  |  |  |  |  |                         |       |       |       |     |     |     |       |     |  |  |  |  |  |  |  |  |       |       |       |       |     |     |     |       |     |  |  |  |  |  |  |  |  |
| Total                                     | 5,528                       | 1,958 | 2,092 | 11    | 151   | 10    | 405   | 652   |     |       |    |       |    |       |                                |  | Not economically active                   |       |       |       |     |     |     |       |     |  |  |  |  |  |  |  |  | Total                                     | 9,349 | 2,183 | 2,345 | 514 | 427 | 769 | 1,137 | 968 |  |  |  |  |  |  |  |  |   |       |       |       |     |     |     |       |     |  |  |  |  |  |  |  |  |   |       |       |       |     |     |     |       |     |  |  |  |  |  |  |  |  |                                       |       |       |       |     |     |     |       |     |  |  |  |  |  |  |  |  |                                       |       |       |       |     |     |     |       |     |  |  |  |  |  |  |  |  |                                       |       |       |       |     |     |     |       |     |  |  |  |  |  |  |  |  |                                       |       |       |       |     |     |     |       |     |  |  |  |  |  |  |  |  |                                       |       |       |       |     |     |     |       |     |  |  |  |  |  |  |  |  |                                       |       |       |       |     |     |     |       |     |  |  |  |  |  |  |  |  |                                       |       |       |       |     |     |     |       |     |  |  |  |  |  |  |  |  |                                       |       |       |       |     |     |     |       |     |  |  |  |  |  |  |  |  |                                       |       |       |       |     |     |     |       |     |  |  |  |  |  |  |  |  |                            |       |       |       |     |     |     |       |     |  |  |  |  |  |  |  |  |                            |       |       |       |     |     |     |       |     |  |  |  |  |  |  |  |  |                            |       |       |       |     |     |     |       |     |  |  |  |  |  |  |  |  |                            |       |       |       |     |     |     |       |     |  |  |  |  |  |  |  |  |                           |       |       |       |     |     |     |       |     |  |  |  |  |  |  |  |  |                           |       |       |       |     |     |     |       |     |  |  |  |  |  |  |  |  |                           |       |       |       |     |     |     |       |     |  |  |  |  |  |  |  |  |                           |       |       |       |     |     |     |       |     |  |  |  |  |  |  |  |  |                         |       |       |       |     |     |     |       |     |  |  |  |  |  |  |  |  |                         |       |       |       |     |     |     |       |     |  |  |  |  |  |  |  |  |                         |       |       |       |     |     |     |       |     |  |  |  |  |  |  |  |  |                         |       |       |       |     |     |     |       |     |  |  |  |  |  |  |  |  |       |       |       |       |     |     |     |       |     |  |  |  |  |  |  |  |  |
| Not economically active                   |                             |       |       |       |       |       |       |       |     |       |    |       |    |       |                                |  | Total                                     | 9,349 | 2,183 | 2,345 | 514 | 427 | 769 | 1,137 | 968 |  |  |  |  |  |  |  |  |   |       |       |       |     |     |     |       |     |  |  |  |  |  |  |  |  |   |       |       |       |     |     |     |       |     |  |  |  |  |  |  |  |  |   |       |       |       |     |     |     |       |     |  |  |  |  |  |  |  |  |                                       |       |       |       |     |     |     |       |     |  |  |  |  |  |  |  |  |                                       |       |       |       |     |     |     |       |     |  |  |  |  |  |  |  |  |                                       |       |       |       |     |     |     |       |     |  |  |  |  |  |  |  |  |                                       |       |       |       |     |     |     |       |     |  |  |  |  |  |  |  |  |                                       |       |       |       |     |     |     |       |     |  |  |  |  |  |  |  |  |                                       |       |       |       |     |     |     |       |     |  |  |  |  |  |  |  |  |                                       |       |       |       |     |     |     |       |     |  |  |  |  |  |  |  |  |                                       |       |       |       |     |     |     |       |     |  |  |  |  |  |  |  |  |                                       |       |       |       |     |     |     |       |     |  |  |  |  |  |  |  |  |                            |       |       |       |     |     |     |       |     |  |  |  |  |  |  |  |  |                            |       |       |       |     |     |     |       |     |  |  |  |  |  |  |  |  |                            |       |       |       |     |     |     |       |     |  |  |  |  |  |  |  |  |                            |       |       |       |     |     |     |       |     |  |  |  |  |  |  |  |  |                           |       |       |       |     |     |     |       |     |  |  |  |  |  |  |  |  |                           |       |       |       |     |     |     |       |     |  |  |  |  |  |  |  |  |                           |       |       |       |     |     |     |       |     |  |  |  |  |  |  |  |  |                           |       |       |       |     |     |     |       |     |  |  |  |  |  |  |  |  |                         |       |       |       |     |     |     |       |     |  |  |  |  |  |  |  |  |                         |       |       |       |     |     |     |       |     |  |  |  |  |  |  |  |  |                         |       |       |       |     |     |     |       |     |  |  |  |  |  |  |  |  |                         |       |       |       |     |     |     |       |     |  |  |  |  |  |  |  |  |       |       |       |       |     |     |     |       |     |  |  |  |  |  |  |  |  |
| Total                                     | 9,349                       | 2,183 | 2,345 | 514   | 427   | 769   | 1,137 | 968   |     |       |    |       |    |       |                                |  |   |       |       |       |     |     |     |       |     |  |  |  |  |  |  |  |  |   |       |       |       |     |     |     |       |     |  |  |  |  |  |  |  |  |   |       |       |       |     |     |     |       |     |  |  |  |  |  |  |  |  |   |       |       |       |     |     |     |       |     |  |  |  |  |  |  |  |  |                                       |       |       |       |     |     |     |       |     |  |  |  |  |  |  |  |  |                                       |       |       |       |     |     |     |       |     |  |  |  |  |  |  |  |  |                                       |       |       |       |     |     |     |       |     |  |  |  |  |  |  |  |  |                                       |       |       |       |     |     |     |       |     |  |  |  |  |  |  |  |  |                                       |       |       |       |     |     |     |       |     |  |  |  |  |  |  |  |  |                                       |       |       |       |     |     |     |       |     |  |  |  |  |  |  |  |  |                                       |       |       |       |     |     |     |       |     |  |  |  |  |  |  |  |  |                                       |       |       |       |     |     |     |       |     |  |  |  |  |  |  |  |  |                                       |       |       |       |     |     |     |       |     |  |  |  |  |  |  |  |  |                            |       |       |       |     |     |     |       |     |  |  |  |  |  |  |  |  |                            |       |       |       |     |     |     |       |     |  |  |  |  |  |  |  |  |                            |       |       |       |     |     |     |       |     |  |  |  |  |  |  |  |  |                            |       |       |       |     |     |     |       |     |  |  |  |  |  |  |  |  |                           |       |       |       |     |     |     |       |     |  |  |  |  |  |  |  |  |                           |       |       |       |     |     |     |       |     |  |  |  |  |  |  |  |  |                           |       |       |       |     |     |     |       |     |  |  |  |  |  |  |  |  |                           |       |       |       |     |     |     |       |     |  |  |  |  |  |  |  |  |                         |       |       |       |     |     |     |       |     |  |  |  |  |  |  |  |  |                         |       |       |       |     |     |     |       |     |  |  |  |  |  |  |  |  |                         |       |       |       |     |     |     |       |     |  |  |  |  |  |  |  |  |                         |       |       |       |     |     |     |       |     |  |  |  |  |  |  |  |  |       |       |       |       |     |     |     |       |     |  |  |  |  |  |  |  |  |

<sup>1/</sup> Wholesale and retail trade only

<sup>1/</sup> Slegs groot- en kleinhandel

TABEL 34 - BEROEP VOLGENS OUDERDOM EN WERKSTATUS

TABEL 34 - BEROEP VOLGENS OUDERDOM EN WERKSTATUS



COLOUREDS  
TABLE 35 - INCOME BY OCCUPATION AND WORK STATUS  
FEMALE

KLEURLINGE

TABLE 35 - INKOMSTE VOLGENS BEROEP EN WERKSTATUS  
VROUWLIK

| Income (Rand) and work status | Major occupational groups - Hoofberoepsgraspe |   |   |              |   |                                     |                                       |  |                                       |                                     |                                       | Income (Rand) en werkstatus |  |                                       |                             |                         |                             |
|-------------------------------|---|---|---|--------------|---|-------------------------------------|---------------------------------------|--|---------------------------------------|-------------------------------------|---------------------------------------|-----------------------------|--|---------------------------------------|-----------------------------|-------------------------|-----------------------------|
|                               | Professional and technical related worker     |   | Administrative, executive and managerial worker |              | Clerical worker                                 | Sales worker                        |                                       | Farmer, fisherman, lumberman and related worker                            |                                       | Miner, quarryman and related worker | Worker in transport and communication |                             | Craftsman, production labourer and Amabagsman, produksiewerker en arbeider | Service, sports and recreation worker | Unemployed and unclassified | Not economically active |                             |
|                               | Professionals and technical related worker    | Administrative, executive and managerial worker | Clerical worker                                 | Sales worker | Farmer, fisherman, lumberman and related worker | Miner, quarryman and related worker | Worker in transport and communication | Craftsman, production labourer and Amabagsman, produksiewerker en arbeider | Service, sports and recreation worker |                                     |                                       |                             |  |                                       |                             |                         | Unemployed and unclassified |
| Total                         | 43  | 1   | 2   | 3            | 1   | 1                                   | 1                                     | 1  | 1                                     | 1                                   | 1                                     | 1                           | 1  | 3                                     | -                           | 3                       | Geen inkomste               |
| Employer                      | 214   | 1   | 1   | 1            | 1   | 1                                   | 1                                     | 1  | 1                                     | 1                                   | 1                                     | 1                           | 1  | 191                                   | -                           | 191                     | Werkloos                    |
| Employee                      | 3,249   | 1   | 1   | 1            | 1   | 1                                   | 1                                     | 1  | 1                                     | 1                                   | 1                                     | 1                           | 1  | 16                                    | 3,249                       | 3,249                   | Werkloos                    |
| Unemployed                    | 3,506   | 1   | 1   | 1            | 1   | 1                                   | 1                                     | 1  | 1                                     | 1                                   | 1                                     | 1                           | 1  | 17                                    | 3,249                       | 3,249                   | Werkloos                    |
| Other                         | 5   | -   | -   | -            | -   | -                                   | -                                     | -  | -                                     | -                                   | -                                     | -                           | -  | 5                                     | -                           | -                       | ander                       |
| Total                         | 231   | -   | -   | -            | -   | -                                   | -                                     | -  | -                                     | -                                   | -                                     | -                           | -  | 203                                   | -                           | 203                     | Werkloos                    |
| Employer                      | 8   | -   | -   | -            | -   | -                                   | -                                     | -  | -                                     | -                                   | -                                     | -                           | -  | 4                                     | -                           | 4                       | Werkloos                    |
| Employee                      | 93  | -   | -   | -            | -   | -                                   | -                                     | -  | -                                     | -                                   | -                                     | -                           | -  | 3                                     | -                           | 3                       | Werkloos                    |
| Unemployed                    | 337   | -   | -   | -            | -   | -                                   | -                                     | -  | -                                     | -                                   | -                                     | -                           | -  | 4                                     | -                           | 4                       | Werkloos                    |
| Other                         | 100 - 199                                     | -   | -   | -            | -   | -                                   | -                                     | -  | -                                     | -                                   | -                                     | -                           | -  | 4                                     | -                           | 4                       | ander                       |
| Total                         | 207   | -   | -   | -            | -   | -                                   | -                                     | -  | -                                     | -                                   | -                                     | -                           | -  | 211                                   | -                           | 211                     | Werkloos                    |
| Employer                      | 2   | -   | -   | -            | -   | -                                   | -                                     | -  | -                                     | -                                   | -                                     | -                           | -  | 1                                     | -                           | 1                       | Werkloos                    |
| Employee                      | 8   | -   | -   | -            | -   | -                                   | -                                     | -  | -                                     | -                                   | -                                     | -                           | -  | 6                                     | -                           | 6                       | Werkloos                    |
| Unemployed                    | 76  | -   | -   | -            | -   | -                                   | -                                     | -  | -                                     | -                                   | -                                     | -                           | -  | 76                                    | -                           | 76                      | Werkloos                    |
| Other                         | 293   | -   | -   | -            | -   | -                                   | -                                     | -  | -                                     | -                                   | -                                     | -                           | -  | 6                                     | -                           | 6                       | ander                       |
| Total                         | 1   | 1   | 2   | 2            | 2   | 1                                   | 1                                     | 1  | 1                                     | 1                                   | 1                                     | 1                           | 1  | 171                                   | -                           | 171                     | Werkloos                    |
| Employer                      | 1   | 1   | 1   | 1            | 1   | 1                                   | 1                                     | 1  | 1                                     | 1                                   | 1                                     | 1                           | 1  | 66                                    | -                           | 66                      | Werkloos                    |
| Employee                      | 110   | -   | -   | -            | -   | -                                   | -                                     | -  | -                                     | -                                   | -                                     | -                           | -  | 22                                    | -                           | 22                      | Werkloos                    |
| Unemployed                    | 1   | -   | -   | -            | -   | -                                   | -                                     | -  | -                                     | -                                   | -                                     | -                           | -  | 1                                     | -                           | 1                       | ander                       |
| Other                         | 13  | -   | -   | -            | -   | -                                   | -                                     | -  | -                                     | -                                   | -                                     | -                           | -  | 67                                    | -                           | 67                      | ander                       |
| Total                         | 123   | -   | -   | -            | -   | -                                   | -                                     | -  | -                                     | -                                   | -                                     | -                           | -  | 22                                    | -                           | 22                      | Werkloos                    |
| Employer                      | 8   | -   | -   | -            | -   | -                                   | -                                     | -  | -                                     | -                                   | -                                     | -                           | -  | 66                                    | -                           | 66                      | Werkloos                    |
| Employee                      | 7   | -   | -   | -            | -   | -                                   | -                                     | -  | -                                     | -                                   | -                                     | -                           | -  | 7                                     | -                           | 7                       | Werkloos                    |
| Unemployed                    | 3   | -   | -   | -            | -   | -                                   | -                                     | -  | -                                     | -                                   | -                                     | -                           | -  | 2                                     | -                           | 2                       | ander                       |
| Other                         | 89  | -   | -   | -            | -   | -                                   | -                                     | -  | -                                     | -                                   | -                                     | -                           | -  | 60                                    | -                           | 60                      | ander                       |
| Total                         | 400 - 499                                     | -   | -   | -            | -   | -                                   | -                                     | -  | -                                     | -                                   | -                                     | -                           | -  | 6                                     | -                           | 6                       | Werkloos                    |
| Employer                      | 65  | -   | -   | -            | -   | -                                   | -                                     | -  | -                                     | -                                   | -                                     | -                           | -  | 2                                     | -                           | 2                       | Werkloos                    |
| Employee                      | 2   | -   | -   | -            | -   | -                                   | -                                     | -  | -                                     | -                                   | -                                     | -                           | -  | 47                                    | -                           | 47                      | Werkloos                    |
| Unemployed                    | 67  | -   | -   | -            | -   | -                                   | -                                     | -  | -                                     | -                                   | -                                     | -                           | -  | 3                                     | -                           | 3                       | ander                       |
| Other                         | 500 - 599                                     | 1   | 1   | 1            | 1   | 1                                   | 1                                     | 1  | 1                                     | 1                                   | 1                                     | 1                           | 1  | 2                                     | -                           | 2                       | Werkloos                    |
| Employer                      | 34  | 2   | 2   | 2            | 2   | 2                                   | 2                                     | 2  | 2                                     | 2                                   | 2                                     | 2                           | 2  | 2                                     | -                           | 2                       | Werkloos                    |
| Employee                      | 1   | 1   | 1   | 1            | 1   | 1                                   | 1                                     | 1  | 1                                     | 1                                   | 1                                     | 1                           | 1  | 2                                     | -                           | 2                       | ander                       |
| Unemployed                    | 31  | -   | -   | -            | -   | -                                   | -                                     | -  | -                                     | -                                   | -                                     | -                           | -  | 47                                    | -                           | 47                      | ander                       |
| Other                         | 1   | -   | -   | -            | -   | -                                   | -                                     | -  | -                                     | -                                   | -                                     | -                           | -  | 30                                    | -                           | 30                      | ander                       |
| Total                         | 37  | 3   | 3   | 3            | 3   | 3                                   | 3                                     | 3  | 3                                     | 3                                   | 3                                     | 3                           | 3  | 2                                     | -                           | 2                       | Werkloos                    |
| Employer                      | 10  | 1   | 1   | 1            | 1   | 1                                   | 1                                     | 1  | 1                                     | 1                                   | 1                                     | 1                           | 1  | 1                                     | -                           | 1                       | Werkloos                    |
| Employee                      | 914   | 33  | 33  | 33           | 33  | 33                                  | 33                                    | 33   | 33                                    | 33                                  | 33                                    | 33                          | 33   | 1                                     | -                           | 1                       | Werkloos                    |
| Unemployed                    | 237   | -   | -   | -            | -   | -                                   | -                                     | -  | -                                     | -                                   | -                                     | -                           | -  | 3                                     | -                           | 3                       | ander                       |
| Other                         | 3,450   | -   | -   | -            | -   | -                                   | -                                     | -  | -                                     | -                                   | -                                     | -                           | -  | 212                                   | -                           | 212                     | ander                       |
| Total                         | 4,611   | 35  | 1   | 20           | 20  | 2                                   | 2                                     | 2  | 2                                     | 2                                   | 2                                     | 2                           | 2  | 349                                   | -                           | 349                     | Werkloos                    |

COLOUREDS  
TABLE 35 - INCOME BY OCCUPATION AND WORK STATUS  
FEMALE

KLEURLINGE

TABLE 35 - INKOMSTE VOLGENS BEROEP EN WERKSTATUS  
VROUWLIK

| Income (Rand) and work status | Major occupational groups - Hoofberoepsgraspe |   |   |              |   |                                     |                                       |  |                                       |                                     |                                       | Income (Rand) en werkstatus |  |                                       |                             |                         |                             |
|-------------------------------|---|---|---|--------------|---|-------------------------------------|---------------------------------------|--|---------------------------------------|-------------------------------------|---------------------------------------|-----------------------------|--|---------------------------------------|-----------------------------|-------------------------|-----------------------------|
|                               | Professional and technical related worker     |   | Administrative, executive and managerial worker |              | Clerical worker                                 | Sales worker                        |                                       | Farmer, fisherman, lumberman and related worker                            |                                       | Miner, quarryman and related worker | Worker in transport and communication |                             | Craftsman, production labourer and Amabagsman, produksiewerker en arbeider | Service, sports and recreation worker | Unemployed and unclassified | Not economically active |                             |
|                               | Professionals and technical related worker    | Administrative, executive and managerial worker | Clerical worker                                 | Sales worker | Farmer, fisherman, lumberman and related worker | Miner, quarryman and related worker | Worker in transport and communication | Craftsman, production labourer and Amabagsman, produksiewerker en arbeider | Service, sports and recreation worker |                                     |                                       |                             |  |                                       |                             |                         | Unemployed and unclassified |
| Total                         | 6   | 1   | 2   | 3            | 1   | 1                                   | 1                                     | 1  | 1                                     | 1                                   | 1                                     | 1                           | 1  | 3                                     | -                           | 3                       | 600 - 799                   |
| Employer                      | 6   | 1   | 1   | 1            | 1   | 1                                   | 1                                     | 1  | 1                                     | 1                                   | 1                                     | 1                           | 1  | 3                                     | -                           | 3                       | Werkloos                    |
| Employee                      | 3   | -   | -   | -            | -   | -                                   | -                                     | -  | -                                     | -                                   | -                                     | -                           | -  | 2                                     | -                           | 2                       | Werkloos                    |
| Unemployed                    | 74  | -   | -   | -            | -   | -                                   | -                                     | -  | -                                     | -                                   | -                                     | -                           | -  | 52                                    | -                           | 52                      | ander                       |
| Other                         | 15  | -   | -   | -            | -   | -                                   | -                                     | -  | -                                     | -                                   | -                                     | -                           | -  | 8                                     | -                           | 8                       | ander                       |
| Total                         | 15  | -   | -   | -            | -   | -                                   | -                                     | -  | -                                     | -                                   | -                                     | -                           | -  | 8                                     | -                           | 8                       | Werkloos                    |
| Employer                      | 7   | -   | -   | -            | -   | -                                   | -                                     | -  | -                                     | -                                   | -                                     | -                           | -  | 3                                     | -                           | 3                       | Werkloos                    |
| Employee                      | 4   | -   | -   | -            | -   | -                                   | -                                     | -  | -                                     | -                                   | -                                     | -                           | -  | 1                                     | -                           | 1                       | ander                       |
| Unemployed                    | 1   | -   | -   | -            | -   | -                                   | -                                     | -  | -                                     | -                                   | -                                     | -                           | -  | 3                                     | -                           | 3                       | ander                       |
| Other                         | 8   | -   | -   | -            | -   | -                                   | -                                     | -  | -                                     | -                                   | -                                     | -                           | -  | 1                                     | -                           | 1                       | ander                       |
| Total                         | 2,000+  | -   | -   | -            | -   | -                                   | -                                     | -  | -                                     | -                                   | -                                     | -                           | -  | 3                                     | -                           | 3                       | Werkloos                    |
| Employer                      | 1,000 - 1,999                                 | -   | -   | -            | -   | -                                   | -                                     | -  | -                                     | -                                   | -                                     | -                           | -  | 8                                     | -                           | 8                       | Werkloos                    |
| Employee                      | 7   | -   | -   | -            | -   | -                                   | -                                     | -  | -                                     | -                                   | -                                     | -                           | -  | 3                                     | -                           | 3                       | Werkloos                    |
| Unemployed                    | 1   | -   | -   | -            | -   | -                                   | -                                     | -  | -                                     | -                                   | -                                     | -                           | -  | 1                                     | -                           | 1                       | ander                       |
| Other                         | 8   | -   | -   | -            | -   | -                                   | -                                     | -  | -                                     | -                                   | -                                     | -                           | -  | 1                                     | -                           | 1                       | ander                       |
| Total                         | 2,000+  | -   | -   | -            | -   | -                                   | -                                     | -  | -                                     | -                                   | -                                     | -                           | -  | 3                                     | -                           | 3                       | Werkloos                    |
| Employer                      | 1,000 - 1,999                                 | -   | -   | -            | -   | -                                   | -                                     | -  | -                                     | -                                   | -                                     | -                           | -  | 8                                     | -                           | 8                       | Werkloos                    |
| Employee                      | 7   | -   | -   | -            | -   | -                                   | -                                     | -  | -                                     | -                                   | -                                     | -                           | -  | 3                                     | -                           | 3                       | Werkloos                    |
| Unemployed                    | 1   | -   | -   | -            | -   | -                                   | -                                     | -  | -                                     | -                                   | -                                     | -                           | -  | 1                                     | -                           | 1                       | ander                       |
| Other                         | 8   | -   | -   | -            | -   | -                                   | -                                     | -  | -                                     | -                                   | -                                     | -                           | -  | 1                                     | -                           | 1                       | ander                       |
| Total                         | ?   | -   | -   | -            | -   | -                                   | -                                     | -  | -                                     | -                                   | -                                     | -                           | -  | 3                                     | -                           | 3                       | Werkloos                    |
| Employer                      | 1   | -   | -   | -            | -   | -                                   | -                                     | -  | -                                     | -                                   | -                                     | -                           | -  | 1                                     | -                           | 1                       | ander                       |
| Employee                      | 50  | -   | -   | -            | -   | -                                   | -                                     | -  | -                                     | -                                   | -                                     | -                           | -  | 38                                    | -                           | 38                      | Werkloos                    |
| Unemployed                    | 9   | -   | -   | -            | -   | -                                   | -                                     | -  | -                                     | -                                   | -                                     | -                           | -  | 9                                     | -                           | 9                       | ander                       |
| Total                         | 60  | -   | -   | -            | -   | -                                   | -                                     | -  | -                                     | -                                   | -                                     | -                           | -  | 39                                    | -                           | 39                      | Werkloos                    |
| Employer                      | 10  | 1   | 1   | 1            | 1   | 1                                   | 1                                     | 1  | 1                                     | 1                                   | 1                                     | 1                           | 1  | 7                                     | -                           | 7                       | Werkloos                    |
| Employee                      | 914   | 33  | 33  | 33           | 33  | 33                                  | 33                                    | 33   | 33                                    | 33                                  | 33                                    | 33                          | 33   | 479                                   | -                           | 479                     | Werkloos                    |
| Unemployed                    | 237   | -   | -   | -            | -   | -                                   | -                                     | -  | -                                     | -                                   | -                                     | -                           | -  | 10                                    | -                           | 10                      | ander                       |
| Other                         | 3,450   | -   | -   | -            | -   | -                                   | -                                     | -  | -                                     | -                                   | -                                     | -                           | -  | 204                                   | -                           | 204                     | ander                       |
| Total                         | 4,611   | 35  | 1   | 20           | 20  | 2                                   | 2                                     | 2  | 2                                     | 2                                   | 2                                     | 2                           | 2  | 349                                   | -                           | 349                     | Werkloos                    |

COLOUREDS  
TABLE 36 - LEVEL OF EDUCATION BY INDUSTRY  
MALE

TABEL 36 - ONDERWYSPPEIL VOLGENS NYWERHEID  
MANLIK

KLEURLINGE

| Level of education  | Total<br>Totaal | Industry divisions - Nywerheidsafdelings |            |                        |   |   |  |   |                                    |                |                          | Unem-<br>ployed<br>and<br>unspe-<br>cified<br>Werk-<br>loos en<br>ongespe-<br>sifiseer | Not<br>eco-<br>nomi-<br>cally<br>active<br>Nie-<br>eko-<br>nomies<br>bedry-<br>wig | Onderwyspeil |
|---|-----------------|--|------------|------------------------|---|---|--|---|------------------------------------|----------------|--------------------------|--|--|--------------|
|   |                 | Agriculture<br>Landbou                   |            | Mining<br>Myn-<br>wese | Manu-<br>fact-<br>uring<br>Fab-<br>rieks-<br>wese | Con-<br>struc-<br>tion<br>Kon-<br>struk-<br>sie | Elec-<br>tricity<br>Elektri-<br>siteit | Commerce - Handel   |                                    |                | Ser-<br>vices<br>Dienste |  |  |              |
|   |                 | Agri-<br>culture                         | Landbou    |                        |   |   |  | Whole-<br>sale<br>and<br>retail<br>Groot-<br>en klein<br>handel | Motor<br>trade<br>Motor-<br>handel | Other<br>Ander |                          |  |  |              |
| School education only<br>?                                      | 66              | 1  | 2          | 7                      | 4   | -   | 1                                      | 1   | 2                                  | 7              | 7                        | 34   | Slegs skoolonderwys<br>?   |              |
| None  | 1,488           | 36                                       | 30         | 76                     | 62  | -   | 19                                     | 5   | 2                                  | 127            | 4                        | 1,041  | Geen   |              |
| Up to std. 5  | 1,780           | 24                                       | 110        | 369                    | 90  | 4   | 97                                     | 32  | 2                                  | 216            | 4                        | 1,599  | Tot st. 5  |              |
| Std. 6 and 7  | 831             | 8  | 56         | 264                    | 36  | 4   | 65                                     | 18  | 2                                  | 146            | 23                       | 711  | Tot st. 6 en 7   |              |
| Std. 8  | 170             | 1  | 6          | 62                     | 1   | -   | 14                                     | 3   | 5                                  | 26             | 6                        | 111  | St. 8  |              |
| Std. 9  | 44              | -  | 1          | 12                     | 1   | -   | 2                                      | -   | -                                  | 5              | 1                        | 21   | St. 9  |              |
| Std. 10   | 280             | 1  | 4          | 8                      | 1   | -   | 3                                      | -   | -                                  | 13             | 2                        | 244  | St. 10   |              |
| Degree only   | 2               | -  | -          | -                      | -   | -   | -                                      | -   | -                                  | 2              | -                        | -  | Slegs graad  |              |
| Bachelor's  | 2               | -  | -          | -                      | -   | -   | -                                      | -   | -                                  | 1              | -                        | -  | Baccalaureus   |              |
| Academic -<br>Full course<br>Part of course                     | 24              | -  | -          | 2                      | -   | -   | -                                      | -   | -                                  | 21             | -                        | -  | Akademie -<br>Voltooië kursus<br>Gedeelte van kursus                               |              |
| Diploma only<br>With std. 10 -<br>Full course<br>Part of course | 41              | -  | -          | 2                      | -   | -   | 2                                      | -   | -                                  | 33             | -                        | -  | Slegs diploma<br>Met st. 10 -<br>Voltooië kursus<br>Gedeelte van kursus            |              |
| With std. 9 or lower -<br>Full or part<br>of course             | 7               | -  | -          | -                      | -   | -   | -                                      | -   | -                                  | 7              | -                        | -  | Met st. 9 of laer -<br>Voltooië of gedeelte<br>van kursus                          |              |
| Degree and diploma<br>Diploma and<br>Bachelor's                 | 1               | -  | -          | -                      | -   | -   | -                                      | -   | -                                  | 1              | -                        | -  | Graad en diploma<br>Diploma en<br>Baccalaureus                                     |              |
| <b>Total</b>  | <b>4,736</b>    | <b>71</b>                                | <b>209</b> | <b>802</b>             | <b>195</b>  | <b>4</b>  | <b>203</b>                             | <b>59</b>   | <b>11</b>                          | <b>605</b>     | <b>60</b>                | <b>440</b>   | <b>Totaal</b>  |              |

COLOUREDS  
TABLE 36 - LEVEL OF EDUCATION BY INDUSTRY  
FEMALE

TABEL 36 - ONDERWYSPPEIL VOLGENS NYWERHEID  
VROULIK

KLEURLINGE

| Level of education                                  | Total<br>Totaal | Industry divisions - Nywerheidsafdelings |          |                        |   |   |  |   |                                    |                |                          | Unem-<br>ployed<br>and<br>unspe-<br>cified<br>Werk-<br>loos en<br>ongespe-<br>sifiseer | Not<br>eco-<br>nomi-<br>cally<br>active<br>Nie-<br>eko-<br>nomies<br>bedry-<br>wig | Onderwyspeil |
|---|-----------------|--|----------|------------------------|---|---|--|---|------------------------------------|----------------|--------------------------|--|--|--------------|
|   |                 | Agriculture<br>Landbou                   |          | Mining<br>Myn-<br>wese | Manu-<br>fact-<br>uring<br>Fab-<br>rieks-<br>wese | Con-<br>struc-<br>tion<br>Kon-<br>struk-<br>sie | Elec-<br>tricity<br>Elektri-<br>siteit | Commerce - Handel   |                                    |                | Ser-<br>vices<br>Dienste |  |  |              |
|   |                 | Agri-<br>culture                         | Landbou  |                        |   |   |  | Whole-<br>sale<br>and<br>retail<br>Groot-<br>en klein<br>handel | Motor<br>trade<br>Motor-<br>handel | Other<br>Ander |                          |  |  |              |
| School education only<br>?                          | 70              | -  | -        | -                      | 1   | -   | 1                                      | -   | -                                  | 17             | -                        | 7  | Slegs skoolonderwys<br>?   |              |
| None  | 1,564           | 3  | -        | 10                     | 1   | -   | 5                                      | 1   | -                                  | 145            | -                        | 30   | Geen   |              |
| Up to std. 5  | 1,856           | 1  | -        | 186                    | 1   | -   | 225                                    | 52  | -                                  | 225            | -                        | 130  | Tot st. 5  |              |
| Std. 6 and 7  | 1,654           | -  | -        | 147                    | -   | -   | 74                                     | 18  | -                                  | 74             | 1                        | 52   | Tot st. 6 en 7   |              |
| Std. 8  | 131             | -  | -        | 33                     | -   | -   | 16                                     | 4   | -                                  | 16             | -                        | 18   | St. 8  |              |
| Std. 9  | 25              | -  | -        | 1                      | -   | -   | 4                                      | -   | -                                  | 4              | -                        | 4  | St. 9  |              |
| Std. 10   | 269             | -  | -        | 2                      | -   | -   | 2                                      | -   | -                                  | 6              | -                        | 3  | St. 10   |              |
| Diploma only  | 9               | -  | -        | -                      | -   | -   | -                                      | -   | -                                  | 6              | -                        | -  | Slegs diploma  |              |
| With std. 10 -<br>Full course<br>Part of course     | 33              | -  | -        | -                      | -   | -   | -                                      | -   | -                                  | 21             | -                        | -  | Met st. 10 -<br>Voltooië kursus<br>Gedeelte van kursus                             |              |
| With std. 9 or lower -<br>Full or part<br>of course | 2               | -  | -        | 4                      | -   | -   | -                                      | -   | -                                  | 1              | -                        | -  | Met st. 9 of laer -<br>Voltooië of gedeelte<br>van kursus                          |              |
| Degree and diploma<br>Diploma and<br>Bachelor's     | 2               | -  | -        | -                      | -   | -   | -                                      | -   | -                                  | 1              | -                        | -  | Graad en diploma<br>Diploma en<br>Baccalaureus                                     |              |
| <b>Total</b>  | <b>4,613</b>    | <b>4</b>                                 | <b>-</b> | <b>383</b>             | <b>2</b>  | <b>-</b>  | <b>11</b>                              | <b>1</b>  | <b>-</b>                           | <b>515</b>     | <b>1</b>                 | <b>245</b>   | <b>Totaal</b>  |              |

TABEL 37 - AARD VAN ONDERWYS VOLGENS NYWERHEID

COLOURS TABLE 37 - NATURE OF EDUCATION BY INDUSTRY

| Nature of education and sex   | Total<br>Totaal                           | Industry divisions - Nywerheidsafdelings |                  |                     |                 |             |                  | Transport     | Services            | Unemployed and unregistered workers | Not economically active |
|---|---|--|------------------|---------------------|-----------------|-------------|------------------|---------------|---------------------|-------------------------------------|-------------------------|
|   |   | Agriculture                              | Mining           | Manufacturing       | Construction    | Electricity | Commerce         |               |                     |                                     |                         |
| No special qualifications<br>e.g. degree, diploma,<br>certificate           | 4,660<br>M.<br>4,570<br>F.<br>9,230<br>T. | 71<br>4<br>75                            | 208<br>-<br>208  | 798<br>379<br>1,177 | 195<br>2<br>197 | 4<br>-<br>4 | 201<br>11<br>212 | 69<br>1<br>60 | 541<br>488<br>1,029 | 437<br>244<br>681                   | 2,075<br>3,440<br>5,515 |
| Nature of qualifications<br>General subjects<br>Artes (B.A., M.A., etc.)    | 3<br>M.<br>3<br>F.<br>T.                  | -<br>-<br>-                              | -<br>-<br>-      | 1<br>1<br>-         | -<br>-<br>-     | -<br>-<br>- | -<br>-<br>-      | -<br>-<br>-   | 2<br>2<br>-         | -<br>-<br>-                         | -<br>-<br>-             |
| Sciences (B.Sc., M.Sc., etc.)   | 2<br>M.<br>-<br>F.<br>2<br>T.             | -<br>-<br>-                              | -<br>-<br>-      | -<br>-<br>-         | -<br>-<br>-     | -<br>-<br>- | -<br>-<br>-      | -<br>-<br>-   | 1<br>1<br>-         | -<br>-<br>-                         | 1<br>1<br>-             |
| Medical practice and health-<br>services<br>Nursing and midwifery (D.N.A.)  | 7<br>M.<br>7<br>F.<br>T.                  | -<br>-<br>-                              | -<br>-<br>-      | -<br>-<br>-         | -<br>-<br>-     | -<br>-<br>- | -<br>-<br>-      | -<br>-<br>-   | 6<br>6<br>-         | 1<br>1<br>-                         | -<br>-<br>-             |
| Education and culture<br>General academic education<br>(B.Ed., M.Ed., etc.) | 65<br>M.<br>32<br>F.<br>97<br>T.          | -<br>-<br>-                              | 1<br>2<br>3<br>5 | -<br>-<br>-         | -<br>-<br>-     | -<br>-<br>- | 1<br>-<br>1      | -<br>-<br>-   | 58<br>20<br>79      | 2<br>1<br>2                         | 1<br>9<br>10            |
| Physical education (B.A. (Phys.<br>Ed.), etc.)                              | 2<br>M.<br>2<br>F.<br>T.                  | -<br>-<br>-                              | -<br>-<br>-      | -<br>-<br>-         | -<br>-<br>-     | -<br>-<br>- | -<br>-<br>-      | -<br>-<br>-   | -<br>-<br>-         | -<br>-<br>-                         | -<br>2<br>2             |
| Theology (B.D., etc.)   | 5<br>M.<br>-<br>F.<br>5<br>T.             | -<br>-<br>-                              | -<br>-<br>-      | 1<br>1<br>-         | -<br>-<br>-     | -<br>-<br>- | 1<br>1<br>-      | -<br>-<br>-   | 2<br>2<br>-         | 1<br>1<br>-                         | -<br>-<br>-             |
| Social welfare and personnel<br>(Social sciences, etc.)                     | 1<br>M.<br>1<br>F.<br>2<br>T.             | -<br>-<br>-                              | -<br>-<br>-      | -<br>-<br>-         | -<br>-<br>-     | -<br>-<br>- | -<br>-<br>-      | -<br>-<br>-   | 1<br>1<br>-         | -<br>-<br>-                         | -<br>-<br>-             |

COLOURS TABLE 37 - NATURE OF EDUCATION BY INDUSTRY

TABEL 37 - AARD VAN ONDERWYS VOLGENS NYWERHEID

| Nature of education and sex                         | Total<br>Totaal                           | Industry divisions - Nywerheidsafdelings |                 |                     |                 |             |                  |               |               | Transport     | Services            | Unemployed and unregistered workers | Not economically active |
|---|---|--|-----------------|---------------------|-----------------|-------------|------------------|---------------|---------------|---------------|---------------------|-------------------------------------|-------------------------|
|   |   | Agriculture                              | Mining          | Manufacturing       | Construction    | Electricity | Commerce         | Other         | Handel        |               |                     |                                     |                         |
| Nature of education and sex                         | 4,736<br>M.<br>4,613<br>F.<br>9,349<br>T. | 71<br>4<br>75                            | 209<br>-<br>209 | 802<br>383<br>1,185 | 195<br>2<br>197 | 4<br>-<br>4 | 203<br>11<br>214 | 59<br>1<br>60 | 11<br>-<br>11 | 60<br>1<br>61 | 605<br>515<br>1,120 | 440<br>245<br>685                   | 2,077<br>3,451<br>5,528 |
| Domestic and household (Domestic<br>Sciences, etc.) | 1<br>M.<br>1<br>F.<br>T.                  | -<br>-<br>-                              | -<br>-<br>-     | 1<br>1<br>-         | -<br>-<br>-     | -<br>-<br>- | -<br>-<br>-      | -<br>-<br>-   | -<br>-<br>-   | -<br>-<br>-   | -<br>-<br>-         | -<br>-<br>-                         | -<br>-<br>-             |

TABEL 38 - AGE BY MARITAL STATUS

| Age groups<br>Ouderdomsgroepe | Total<br>Totaal | Marital status - Huwelikstaar  |       |                    |       |                      |       |                    |       |    |       |   |   |
|-------------------------------|-----------------|--------------------------------|-------|--------------------|-------|----------------------|-------|--------------------|-------|----|-------|---|---|
|                               |                 | Never married<br>Nooit getroud |       | Married<br>Getroud |       | Widowed<br>Wedustaar |       | Divorced<br>Geskei |       | ?  |       |   |   |
|                               |                 | M.                             | F.-V. | M.                 | F.-V. | M.                   | F.-V. | M.                 | F.-V. | M. | F.-V. |   |   |
| 0 - 14                        | 2,981           | 1,504                          | 1,477 | -                  | -     | -                    | -     | -                  | -     | -  | -     | - | - |
| 15 - 19                       | 778             | 363                            | 368   | 3                  | 44    | -                    | -     | -                  | -     | -  | -     | - | - |
| 20 - 24                       | 647             | 219                            | 168   | 86                 | 164   | 1                    | 1     | 1                  | 3     | 3  | 3     | 2 | 2 |
| 25 - 29                       | 430             | 50                             | 35    | 149                | 182   | 1                    | 7     | 7                  | 3     | 2  | 8     | 1 | 1 |
| 30 - 34                       | 392             | 23                             | 9     | 170                | 173   | 1                    | 5     | 5                  | 2     | 1  | 6     | - | - |
| 35 - 39                       | 388             | 9                              | 8     | 162                | 144   | 2                    | 7     | 7                  | 3     | 2  | 9     | - | - |
| 40 - 44                       | 286             | 5                              | 4     | 128                | 132   | 3                    | 9     | 9                  | 1     | 1  | 26    | - | - |
| 45 - 49                       | 252             | 6                              | -     | 136                | 79    | 4                    | 26    | 26                 | 1     | 1  | 23    | - | - |
| 50 - 54                       | 167             | 2                              | -     | 85                 | 52    | 3                    | 3     | 3                  | 1     | 1  | 18    | - | - |
| 55 - 59                       | 103             | -                              | 1     | 61                 | 20    | 2                    | 2     | 2                  | -     | -  | 12    | - | - |
| 60 - 64                       | 63              | 1                              | -     | 34                 | 13    | 3                    | 3     | 3                  | -     | -  | 5     | - | - |
| 65 - 69                       | 35              | 1                              | -     | 18                 | 7     | 4                    | 4     | 4                  | -     | -  | 13    | - | - |
| 70 - 74                       | 32              | -                              | -     | 14                 | 3     | 2                    | 2     | 2                  | -     | -  | 12    | - | - |
| 75+                           | 36              | 2                              | -     | 12                 | 1     | 9                    | 9     | 9                  | -     | -  | 1     | - | - |
| ?                             | 4               | -                              | -     | 2                  | 1     | -                    | -     | -                  | -     | -  | 1     | - | - |
| Total-Totaal                  | 6,544           | 2,165                          | 2,070 | 1,060              | 1,015 | 35                   | 138   | 14                 | 17    | 7  | 3     | - | - |

TABEL 39 - TYPE OF DWELLING BY AGE AND MARITAL STATUS 1/

| Type of dwelling           | Total 2/<br>Totaal 2/ | Age groups - Ouderdomsgroepe |       |       |       |       |       |       |       |     |       | Type woning                  |
|----------------------------|-----------------------|------------------------------|-------|-------|-------|-------|-------|-------|-------|-----|-------|------------------------------|
|                            |                       | 0-14                         |       | 15-19 |       | 20-24 |       | 25-64 |       | 65+ |       |                              |
|                            |                       | M.                           | F.-V. | M.    | F.-V. | M.    | F.-V. | M.    | F.-V. | M.  | F.-V. |                              |
| House                      | 1,984                 | -                            | -     | 3     | 42    | 86    | 161   | 885   | 753   | 43  | 11    | Huis                         |
| Married                    | 1,439                 | 1,404                        | 349   | 345   | 349   | 208   | 162   | 121   | 167   | 16  | 30    | Nie getroud                  |
| Not married                | 4,241                 | 1,404                        | 391   | 348   | 391   | 294   | 323   | 1,006 | 920   | 59  | 41    | Totaal                       |
| Flat                       | 66                    | -                            | -     | -     | -     | -     | -     | 31    | 33    | 1   | -     | Woonstel                     |
| Marri                      | 148                   | 49                           | 9     | 15    | 9     | 8     | 7     | 3     | 7     | 1   | -     | Nie getroud                  |
| Not married                | 214                   | 49                           | 9     | 15    | 9     | 8     | 8     | 34    | 40    | 2   | -     | Totaal                       |
| Apartment                  | 2                     | -                            | -     | -     | -     | -     | -     | 1     | 1     | -   | -     | Woonkamer                    |
| Married                    | 6                     | -                            | -     | -     | -     | -     | -     | -     | -     | -   | -     | Nie getroud                  |
| Not married                | 8                     | 2                            | 2     | 1     | 1     | -     | -     | 1     | 1     | -   | -     | Totaal                       |
| Other collective dwellings | -                     | -                            | -     | -     | -     | -     | -     | -     | -     | -   | -     | Ander gemeenskaplike wonings |
| Married                    | 23                    | 3                            | 10    | -     | 5     | 1     | 3     | 1     | 1     | -   | -     | Getroud                      |
| Not married                | 23                    | 3                            | 10    | -     | 5     | 1     | 3     | 1     | 1     | -   | -     | Totaal                       |
| Other                      | 13                    | -                            | -     | -     | 2     | -     | -     | 5     | 6     | -   | -     | Ander                        |
| Married                    | 34                    | 9                            | 8     | 2     | 4     | 5     | -     | 4     | 2     | -   | -     | Nie getroud                  |
| Not married                | 47                    | 9                            | 8     | 2     | 6     | 5     | -     | 9     | 8     | -   | -     | Totaal                       |
| ?                          | 7                     | -                            | -     | -     | -     | -     | 2     | 3     | 3     | -   | -     | ?                            |
| Married                    | 16                    | 2                            | 3     | -     | 1     | 2     | 1     | 1     | 3     | 2   | -     | Getroud                      |
| Not married                | 23                    | 2                            | 3     | -     | 1     | 2     | 3     | 6     | 5     | 1   | -     | Nie getroud                  |
| Total                      | 2,072                 | -                            | 44    | 3     | 44    | 86    | 164   | 925   | 795   | 44  | 11    | Totaal                       |
| Married                    | 4,468                 | 1,504                        | 368   | 363   | 368   | 224   | 173   | 132   | 179   | 18  | 30    | Getroud                      |
| Not married                | 6,540                 | 1,477                        | 412   | 366   | 412   | 310   | 337   | 1,057 | 974   | 62  | 41    | Nie getroud                  |
| Total                      |                       | 1,504                        | 1,477 | 366   | 412   | 310   | 337   | 1,057 | 974   | 62  | 41    | Totaal                       |

1/ Married includes "living together"  
2/ Not married includes marital status "unspecified"  
3/ Excludes age unspecified

1/ Getroud sluit in "leef saam"  
2/ "Nie getroud" sluit in huwelikstaar "ongespesifiseer"  
3/ Sluit ouderdom ongespesifiseer uit

TABLE 40 - HOME LANGUAGE BY OFFICIAL LANGUAGE AND AGE

TABEL 40 - HUISTAAL VOLGENS AMPTELIKE TAAL EN OUDERDOM

| Home language and age groups<br>Huis taal en ouderdomsgroepe | Total<br>Totaal | Official language - Amptelike taal           |       |                              |       |                                   |       | Neither<br>Geeneen |  |
|--|-----------------|--|-------|------------------------------|-------|-----------------------------------|-------|--------------------|--|
|  |                 | English and Afrikaans<br>Engels en Afrikaans |       | English only<br>Slegs Engels |       | Afrikaans only<br>Slegs Afrikaans |       |                    |  |
|  |                 | M.   | F.-V. | M.                           | F.-V. | M.                                | F.-V. |                    |  |
| 0 - 4  | 13              |  |       |                              |       |                                   |       |                    |  |
| 5 - 14   | 53              | 7  | 6     |                              |       |                                   |       |                    |  |
| 15 - 24  | 20              | 20   | 13    |                              |       |                                   |       |                    |  |
| 25 - 64  | 30              | 11   | 9     |                              |       |                                   |       |                    |  |
| 65+  | 1               | 1  | 1     |                              |       |                                   |       |                    |  |
| Total-Totaal   | 97              | 58   | 39    |                              |       |                                   |       |                    |  |
| 0 - 4  | 244             | 39   | 33    |                              | 80    |                                   |       |                    |  |
| 5 - 14   | 269             | 125  | 16    |                              | 11    |                                   |       |                    |  |
| 15 - 24  | 268             | 112  | 4     |                              | 11    |                                   |       |                    |  |
| 25 - 64  | 316             | 175  | 8     |                              | 14    |                                   |       |                    |  |
| 65+  | 11              | 3  | 4     |                              | 4     |                                   |       |                    |  |
| Total-Totaal   | 1,128           | 454  | 126   |                              | 116   |                                   |       |                    |  |
| 0 - 4  | 77              | 12   | 16    |                              |       | 27                                |       | 22                 |  |
| 5 - 14   | 160             | 61   | 74    |                              |       | 12                                |       | 13                 |  |
| 15 - 24  | 103             | 48   | 52    |                              |       | 2                                 |       | 1                  |  |
| 25 - 64  | 135             | 68   | 56    |                              |       | 4                                 |       | 7                  |  |
| 65+  | 8               | 4  | 4     |                              |       | 3                                 |       | 1                  |  |
| Total-Totaal   | 483             | 193  | 198   |                              |       | 46                                |       | 44                 |  |
| 0 - 4  | 125             | 18   | 17    |                              | 16    |                                   |       |                    |  |
| 5 - 14   | 267             | 113  | 119   |                              | 7     |                                   |       |                    |  |
| 15 - 24  | 210             | 91   | 105   |                              | 25    |                                   |       |                    |  |
| 25 - 64  | 291             | 129  | 119   |                              | 4     |                                   |       |                    |  |
| 65+  | 16              | 4  | 5     |                              |       |                                   |       |                    |  |
| Total-Totaal   | 911             | 355  | 49    |                              | 61    |                                   |       | 2                  |  |
| 0 - 4  | 147             | 23   | 16    |                              |       | 1                                 |       |                    |  |
| 5 - 14   | 244             | 107  | 111   |                              | 5     |                                   |       |                    |  |
| 15 - 24  | 205             | 99   | 98    |                              | 5     |                                   |       |                    |  |
| 25 - 64  | 274             | 134  | 100   |                              | 10    |                                   |       |                    |  |
| 65+  | 19              | 8  | 2     |                              | 1     |                                   |       |                    |  |
| Total-Totaal   | 889             | 371  | 327   |                              | 23    |                                   |       | 21                 |  |
| 0 - 4  | 5               | 1  | 1     |                              |       |                                   |       |                    |  |
| 5 - 14   | 6               | 2  | 3     |                              |       |                                   |       |                    |  |
| 15 - 24  | 7               | 1  | 1     |                              |       |                                   |       |                    |  |
| 25 - 64  | 7               | 3  | 3     |                              |       |                                   |       |                    |  |
| 65+  |                 |  |       |                              |       |                                   |       |                    |  |
| Total-Totaal   | 20              | 7  | 8     |                              |       |                                   |       |                    |  |
| 0 - 4  | 355             | 15   | 10    |                              | 9     |                                   |       | 4                  |  |
| 5 - 14   | 704             | 279  | 41    |                              | 50    |                                   |       | 4                  |  |
| 15 - 24  | 465             | 206  | 14    |                              | 29    |                                   |       | 4                  |  |
| 25 - 64  | 707             | 297  | 52    |                              | 32    |                                   |       | 3                  |  |
| 65+  | 43              | 19   | 2     |                              | 2     |                                   |       | 35                 |  |
| Total-Totaal   | 2,276           | 810  | 625   |                              | 122   |                                   |       | 47                 |  |

ASIATICS  
TABLE 40 - HOME LANGUAGE BY OFFICIAL LANGUAGE AND AGE

TABEL 40 - HUISTAAL VOLGENS AMPTELIKE TAAL EN OUDERDOM

| Home language and age groups<br>Huis taal en ouderdomsgroepe | Total<br>Totaal | Official language - Amptelike taal           |       |                              |       |                                   |       | Neither<br>Geeneen |  |
|--|-----------------|--|-------|------------------------------|-------|-----------------------------------|-------|--------------------|--|
|  |                 | English and Afrikaans<br>Engels en Afrikaans |       | English only<br>Slegs Engels |       | Afrikaans only<br>Slegs Afrikaans |       |                    |  |
|  |                 | M.   | F.-V. | M.                           | F.-V. | M.                                | F.-V. |                    |  |
| 0 - 4  | 73              | 6  | 8     |                              |       |                                   |       |                    |  |
| 5 - 14   | 112             | 47   | 52    |                              | 1     |                                   |       |                    |  |
| 15 - 24  | 55              | 30   | 20    |                              | 3     |                                   |       |                    |  |
| 25 - 64  | 134             | 56   | 38    |                              | 8     |                                   |       |                    |  |
| 65+  | 1               | 1  | 1     |                              |       |                                   |       |                    |  |
| Total-Totaal   | 375             | 139  | 118   |                              | 14    |                                   |       |                    |  |
| 0 - 4  | 7               | 2  | 2     |                              | 1     |                                   |       |                    |  |
| 5 - 14   | 19              | 9  | 4     |                              | 5     |                                   |       |                    |  |
| 15 - 24  | 15              | 7  | 8     |                              |       |                                   |       |                    |  |
| 25 - 64  | 21              | 7  | 6     |                              | 1     |                                   |       |                    |  |
| 65+  | 2               | 1  | 1     |                              |       |                                   |       |                    |  |
| Total-Totaal   | 64              | 26   | 18    |                              | 7     |                                   |       | 3                  |  |
| 0 - 4  | 29              | 2  | 2     |                              | 1     |                                   |       |                    |  |
| 5 - 14   | 57              | 24   | 23    |                              | 4     |                                   |       |                    |  |
| 15 - 24  | 77              | 28   | 22    |                              | 15    |                                   |       |                    |  |
| 25 - 64  | 116             | 22   | 15    |                              | 31    |                                   |       |                    |  |
| 65+  | 2               | 2  | 1     |                              | 1     |                                   |       |                    |  |
| Total-Totaal   | 281             | 76   | 62    |                              | 49    |                                   |       | 10                 |  |
| 0 - 4  | 14              | 2  | 1     |                              | 10    |                                   |       |                    |  |
| 5 - 14   | 5               | 2  | 1     |                              | 5     |                                   |       |                    |  |
| 15 - 24  | 5               | 1  | 1     |                              |       |                                   |       |                    |  |
| 25 - 64  | 19              | 2  | 1     |                              | 15    |                                   |       |                    |  |
| Total-Totaal   | 43              | 15   | 10    |                              | 20    |                                   |       | 14                 |  |
| Grand total - Groot-totaal                                   | 6,543           | 2,491  | 2,192 |                              | 408   |                                   |       | 123                |  |



TABEL 41 - BIRTHPLACE BY AGE

TABEL 41 - GEBORTEPLEK VOLGENS OUDERDOM

| Birthplace            | Total<br>Totaal | Age groups - Ouderdomsgroepe |       |       |       |       |       |       |       |     |       |                          |  | Geboorteplek |
|-----------------------|-----------------|------------------------------|-------|-------|-------|-------|-------|-------|-------|-----|-------|--------------------------|--|--------------|
|                       |                 | 0-14                         |       | 15-19 |       | 20-24 |       | 25-64 |       | 65+ |       | F.-V.                    |  |              |
|                       |                 | M.                           | F.-V. | M.    | F.-V. | M.    | F.-V. | M.    | F.-V. | M.  | F.-V. |                          |  |              |
| South Africa          | 5,525           | 1,451                        | 1,459 | 339   | 391   | 270   | 313   | 665   | 622   | 15  | 20    | South Africa             |  |              |
| Cape                  | 43              | 8                            | 4     | 1     | -     | 1     | 3     | 10    | 15    | 1   | 1     | Kaap                     |  |              |
| Natal                 | 193             | 17                           | 15    | 3     | 13    | 5     | 15    | 33    | 60    | 6   | 6     | Natal                    |  |              |
| Transvaal             | 5,183           | 1,385                        | 1,395 | 326   | 366   | 258   | 292   | 617   | 522   | 8   | 14    | Transvaal                |  |              |
| S. Africa (so stated) | 106             | 41                           | 25    | 9     | 12    | 6     | 3     | 5     | 5     | -   | -     | S.-Afrika (so opgegee)   |  |              |
| Other in Africa       | 14              | 1                            | -     | -     | -     | -     | -     | 3     | 5     | 5   | -     | Ander in Afrika          |  |              |
| Asia                  | 897             | 49                           | 35    | 27    | 21    | 36    | 21    | 343   | 308   | 39  | 18    | Asië                     |  |              |
| India                 | 8               | -                            | -     | -     | -     | -     | -     | 2     | 3     | 2   | 1     | Indië                    |  |              |
| Pakistan              | 93              | 1                            | 1     | -     | -     | 4     | 3     | 44    | 38    | 1   | 1     | Pakistan                 |  |              |
| China                 | 4               | -                            | 2     | -     | -     | -     | -     | 2     | -     | -   | -     | Sjina                    |  |              |
| Other                 | 3               | 2                            | -     | -     | -     | -     | -     | -     | -     | -   | 1     | Ander                    |  |              |
| Other and unspecified | 3               | 2                            | -     | -     | -     | -     | -     | -     | -     | -   | 1     | Ander en ongespesifiseer |  |              |
| Total                 | 6,544           | 1,504                        | 1,477 | 366   | 412   | 310   | 337   | 1,059 | 976   | 62  | 41    | Totaal                   |  |              |

TABEL 42 - RELIGION BY AGE

TABEL 42 - GODSDIENS VOLGENS OUDERDOM

| Religion               | Total<br>Totaal | Age groups - Ouderdomsgroepe |       |       |       |       |       |       |       |     |       |       |                                | Godsdiens |
|------------------------|-----------------|------------------------------|-------|-------|-------|-------|-------|-------|-------|-----|-------|-------|--------------------------------|-----------|
|                        |                 | 0-14                         |       | 15-19 |       | 20-24 |       | 25-64 |       | 65+ |       | F.-V. |                                |           |
|                        |                 | M.                           | F.-V. | M.    | F.-V. | M.    | F.-V. | M.    | F.-V. | M.  | F.-V. |       |                                |           |
| Afrikaans Churches     | 11              | -                            | 2     | 1     | -     | -     | 1     | -     | 6     | 1   | -     | -     | Afrikaanse Kerke               |           |
| Anglican               | 27              | 6                            | 7     | 2     | 1     | 1     | 1     | 6     | 3     | -   | -     | -     | Anglikaanse                    |           |
| Methodist              | 11              | 2                            | 2     | -     | 1     | -     | -     | 3     | 3     | -   | -     | -     | Metodiste                      |           |
| Presbyterian           | 11              | 2                            | 6     | -     | -     | -     | -     | 2     | 1     | -   | -     | -     | Presbiteriaanse                |           |
| Lutheran               | 7               | 2                            | 1     | -     | -     | 1     | 1     | -     | 2     | -   | -     | -     | Lutherse                       |           |
| Roman Catholic         | 207             | 53                           | 53    | 10    | 14    | 10    | 13    | 25    | 27    | -   | 2     | -     | Rooms-Katolieke                |           |
| Other Christian        | 133             | 25                           | 39    | 11    | 15    | 7     | 8     | 17    | 11    | -   | -     | -     | Ander Christelike              |           |
| Buddhist               | 28              | 4                            | 2     | 2     | 2     | 4     | 4     | 4     | 5     | 1   | -     | -     | Boeddhiste                     |           |
| Confucian              | 144             | 23                           | 30    | 7     | 7     | 11    | 10    | 31    | 24    | -   | 1     | -     | Confusiane                     |           |
| Hindu                  | 3,261           | 750                          | 754   | 185   | 216   | 142   | 161   | 530   | 476   | 28  | 19    | -     | Hindoe                         |           |
| Islam                  | 2,535           | 611                          | 562   | 138   | 145   | 120   | 126   | 394   | 388   | 33  | 18    | -     | Islam                          |           |
| Other                  | 4               | 2                            | -     | -     | -     | -     | 1     | 1     | -     | -   | -     | -     | Ander                          |           |
| Object and no religion | 101             | 21                           | 13    | 5     | 5     | 9     | 8     | 20    | 20    | -   | -     | -     | Maak beswaar en geen godsdiens |           |
| ?                      | 61              | 5                            | 9     | 5     | 5     | 4     | 3     | 17    | 13    | -   | -     | -     | ?                              |           |
| Total                  | 6,541           | 1,506                        | 1,480 | 366   | 411   | 310   | 336   | 1,056 | 974   | 62  | 40    | -     | Totaal                         |           |

1/ Includes age unspecified

1/ Sluit ouderdom ongespesifiseer in

TABLE 43 - BIRTHPLACE BY INDUSTRY

| Birthplace and sex       | Industry divisions - Nywerheidsafdelings |              |          |                |               |                |                               |              |            |           | Geboorteplek en geslag |                          |
|--------------------------|--|--------------|----------|----------------|---------------|----------------|-------------------------------|--------------|------------|-----------|------------------------|--------------------------|
|                          | Total                                    | Agri-culture | Mining   | Manu-facturing | Con-struction | Elec-tricity   | Commer-ce                     | Handel       | Trans-port | Ser-vices |                        | Unem-ployed              |
|                          |  | Landbou      | Myn-wese | Pa-briek-wese  | Kon-struksie  | Elektri-siteit | W hole-sale and re-tail trade | Motor-handel | Ver-voer   | Dien-ste  | loos en spesie-fiseer  | Nie-ekono-mies bedry-wig |
| South Africa             | M. 2,740                                 | 5            | 35       | 114            | 4             | -              | 352                           | 3            | 19         | 273       | 227                    | 1,706                    |
|                          | F. 2,785                                 | -            | -        | 104            | -             | -              | 23                            | -            | 3          | 22        | 7                      | 2,626                    |
|                          | T. 5,525                                 | 5            | 35       | 218            | 4             | -              | 375                           | 3            | 22         | 295       | 234                    | 4,332                    |
| Cape                     | M. 21                                    | 1            | -        | 1              | 1             | -              | 3                             | -            | 1          | 3         | 3                      | 8                        |
|                          | F. 22                                    | 1            | -        | 1              | 1             | -              | 3                             | -            | 1          | 3         | 3                      | 22                       |
|                          | T. 43                                    | 2            | -        | 2              | 2             | -              | 6                             | -            | 2          | 6         | 6                      | 30                       |
| Natal                    | M. 64                                    | 1            | -        | 3              | 1             | -              | 14                            | -            | 1          | 10        | 7                      | 27                       |
|                          | F. 129                                   | 1            | -        | 5              | 1             | -              | 17                            | -            | 2          | 12        | 7                      | 122                      |
|                          | T. 193                                   | 2            | -        | 8              | 2             | -              | 31                            | -            | 3          | 22        | 14                     | 149                      |
| Transvaal                | M. 2,594                                 | 2            | 34       | 110            | 2             | -              | 330                           | 3            | 17         | 257       | 215                    | 1,622                    |
|                          | F. 2,589                                 | -            | 100      | 100            | 7             | -              | 20                            | 3            | 2          | 20        | 7                      | 2,440                    |
|                          | T. 5,183                                 | 2            | 34       | 210            | 9             | -              | 350                           | 6            | 19         | 277       | 222                    | 4,062                    |
| South Africa (so stated) | M. 61                                    | 1            | 1        | -              | -             | -              | 5                             | -            | -          | 3         | 2                      | 49                       |
|                          | F. 45                                    | 1            | 1        | 2              | -             | -              | 5                             | -            | 1          | 3         | 2                      | 42                       |
|                          | T. 106                                   | 2            | 2        | 2              | -             | -              | 10                            | -            | 4          | 6         | 4                      | 91                       |
| Other in Africa          | M. 9                                     | -            | -        | 2              | -             | -              | 2                             | -            | -          | 1         | 1                      | 3                        |
|                          | F. 5                                     | -            | -        | 2              | -             | -              | 2                             | -            | -          | -         | 1                      | 5                        |
|                          | T. 14                                    | -            | -        | 4              | -             | -              | 4                             | -            | -          | -         | 2                      | 8                        |
| Asia                     | M. 494                                   | -            | 1        | 51             | 1             | -              | 262                           | -            | 1          | 29        | 44                     | 104                      |
|                          | F. 403                                   | -            | 1        | 54             | 1             | -              | 6                             | -            | 1          | 1         | 1                      | 392                      |
|                          | T. 897                                   | -            | 2        | 105            | 2             | -              | 268                           | -            | 2          | 30        | 45                     | 496                      |
| Other                    | M. 56                                    | -            | -        | 2              | -             | -              | 45                            | -            | 2          | -         | 3                      | 4                        |
|                          | F. 49                                    | -            | -        | 2              | -             | -              | 54                            | -            | 1          | -         | 3                      | 39                       |
|                          | T. 105                                   | -            | -        | 4              | -             | -              | 99                            | -            | 3          | -         | 6                      | 43                       |
| ?                        | M. 2                                     | -            | -        | -              | -             | -              | -                             | -            | -          | -         | -                      | 2                        |
|                          | F. 1                                     | -            | -        | -              | -             | -              | -                             | -            | -          | -         | -                      | 1                        |
|                          | T. 3                                     | -            | -        | -              | -             | -              | -                             | -            | -          | -         | -                      | 3                        |
| Total                    | M. 3,301                                 | 5            | 36       | 169            | 5             | -              | 661                           | 3            | 22         | 303       | 275                    | 1,819                    |
|                          | F. 3,243                                 | -            | -        | 107            | -             | -              | 38                            | -            | 4          | 22        | 8                      | 3,063                    |
|                          | T. 6,544                                 | 5            | 36       | 276            | 5             | -              | 699                           | 3            | 26         | 325       | 283                    | 4,882                    |

TABLE 44 - INDUSTRY BY AGE

| Industry divisions         | Age groups - Ouderdomsgroepe |       |       |       |       |     |       |     |       |     |       |    |                     |                             |
|----------------------------|------------------------------|-------|-------|-------|-------|-----|-------|-----|-------|-----|-------|----|---------------------|-----------------------------|
|                            | Total - Totaal               |       | -20   |       | 20-24 |     | 25-34 |     | 35-64 |     | 65+   |    | Nywerheidsafdelings |                             |
|                            | T.                           | M.    | F.-V. | M.    | F.-V. | M.  | F.-V. | M.  | F.-V. | M.  | F.-V. | M. | F.-V.               |                             |
| Agriculture                | 5                            | 5     | -     | -     | -     | -   | -     | -   | 4     | -   | 1     | -  | -                   | Landbou                     |
| Mining                     | 36                           | 36    | -     | 1     | -     | -   | 7     | -   | 28    | -   | -     | -  | -                   | Mynwese                     |
| Manufacturing              | 276                          | 169   | 107   | 12    | 40    | 30  | 52    | 22  | 73    | 16  | 2     | -  | -                   | Fabriekswese                |
| Construction               | 5                            | 5     | -     | -     | -     | -   | 3     | -   | 2     | -   | -     | -  | -                   | Konstruksie                 |
| Electricity                | -                            | -     | -     | -     | -     | -   | -     | -   | -     | -   | -     | -  | -                   | Elektrisiteit               |
| Commerce                   | 699                          | 661   | 38    | 34    | 1     | 124 | 176   | 11  | 317   | 18  | 10    | -  | -                   | Handel                      |
| Wholesale and retail trade | 3                            | 3     | -     | -     | -     | -   | 1     | -   | 1     | -   | -     | -  | -                   | Groot- en kleinhandel       |
| Motor trade                | 4                            | 3     | 1     | -     | -     | -   | 1     | -   | 1     | -   | 1     | 1  | -                   | Motorhandel                 |
| Other                      | 26                           | 22    | 4     | -     | -     | 4   | 6     | 1   | 12    | 2   | -     | -  | -                   | Ander                       |
| Transport                  | 325                          | 303   | 22    | 25    | 6     | 57  | 99    | 4   | 119   | 1   | 3     | -  | -                   | Vervoer                     |
| Services                   | 283                          | 275   | 8     | 70    | 3     | 67  | 50    | -   | 86    | 2   | 2     | -  | -                   | Dienste                     |
| Unemployed and unspecified | 1,662                        | 1,482 | 180   | 142   | 50    | 283 | 395   | 38  | 643   | 39  | 19    | 1  | -                   | Werkloos en ongespesifiseer |
| Total economically active  | 4,882                        | 1,819 | 3,063 | 1,728 | 1,840 | 27  | 285   | 4   | 385   | 15  | 512   | 43 | 39                  | Totaal ekonomies bedrywig   |
| Not economically active    | 6,544                        | 3,301 | 3,243 | 1,870 | 1,890 | 310 | 337   | 423 | 658   | 551 | 62    | 40 | 2                   | Nie-ekonomies bedrywig      |
| Total                      |                              |       |       |       |       |     |       |     |       |     |       |    |                     | Totaal                      |

TABEL 45 - INDUSTRY BY IDENTITY OF EMPLOYER

TABEL 45 - NYWERHEID VOLGENS IDENTITEIT VAN WERKGEWER

| Industry divisions                  | Identity of employer - Identiteit van werkgewer |            |                   |                               |                                |                     |       |                              |                    |                          | Net economically active | Nywheidsafdelings |          |
|-------------------------------------|---|------------|-------------------|-------------------------------|--------------------------------|---------------------|-------|------------------------------|--------------------|--------------------------|-------------------------|-------------------|----------|
|                                     | Public authorities Openbare owerhede            |            |                   | Subsidiary public authorities | Public subsidized institutions | Public corporations |       | Private business enterprises | Private households | Non-profit organizations |                         |                   | M. F. T. |
|                                     | Government                                      | Provincial | Local authorities |                               |                                | S.A.R. & H.         | Other |                              |                    |                          |                         |                   |          |
| Agriculture                         | -   | -          | -                 | -                             | -                              | -                   | -     | 5                            | -                  | -                        | -                       | -                 | M. F. T. |
| Mining                              | -   | -          | -                 | -                             | -                              | -                   | -     | 36                           | -                  | -                        | -                       | -                 | M. F. T. |
| Manufacturing                       | -   | -          | 1                 | -                             | -                              | -                   | -     | 168                          | -                  | -                        | -                       | -                 | M. F. T. |
| Construction                        | -   | -          | -                 | -                             | -                              | -                   | -     | 107                          | -                  | -                        | -                       | -                 | M. F. T. |
| Electricity                         | -   | -          | -                 | -                             | -                              | -                   | -     | 275                          | -                  | -                        | -                       | -                 | M. F. T. |
| Commerce Wholesale and retail trade | -   | -          | -                 | -                             | -                              | -                   | -     | 5                            | -                  | -                        | -                       | -                 | M. F. T. |
| Motor trade                         | -   | -          | -                 | -                             | -                              | -                   | -     | 3                            | -                  | -                        | -                       | -                 | M. F. T. |
| Other                               | -   | -          | -                 | -                             | -                              | -                   | -     | 3                            | -                  | -                        | -                       | -                 | M. F. T. |
| Transport                           | -   | -          | -                 | -                             | -                              | -                   | -     | 4                            | -                  | -                        | -                       | -                 | M. F. T. |
| Services                            | 1   | 46         | 1                 | -                             | -                              | -                   | -     | 229                          | -                  | 26                       | 2                       | -                 | M. F. T. |
|                                     | 1   | 13         | 1                 | -                             | -                              | -                   | -     | 4                            | -                  | 3                        | 2                       | -                 | M. F. T. |
|                                     | 1   | 59         | 1                 | -                             | -                              | -                   | -     | 233                          | -                  | 3                        | 28                      | -                 | M. F. T. |

TABEL 45 - INDUSTRY BY IDENTITY OF EMPLOYER

TABEL 45 - NYWERHEID VOLGENS IDENTITEIT VAN WERKGEWER

| Industry divisions         | Total | Identity of employer - Identiteit van werkgewer |            |                   |                               |                                |                     |       |                              |                    |                          | Non-profit organizations | Not economically active |          |
|----------------------------|-------|---|------------|-------------------|-------------------------------|--------------------------------|---------------------|-------|------------------------------|--------------------|--------------------------|--------------------------|-------------------------|----------|
|                            |       | Public authorities Openbare owerhede            |            |                   | Subsidiary public authorities | Public subsidized institutions | Public corporations |       | Private business enterprises | Private households | Non-profit organizations |                          |                         | M. F. T. |
|                            |       | Government                                      | Provincial | Local authorities |                               |                                | S.A.R. & H.         | Other |                              |                    |                          |                          |                         |          |
| Unemployed and unspecified | 275   | -   | -          | -                 | -                             | -                              | -                   | -     | 7                            | 1                  | -                        | -                        | 267                     | M. F. T. |
|                            | 8     | -   | -          | -                 | -                             | -                              | -                   | -     | -                            | -                  | -                        | -                        | 8                       | M. F. T. |
|                            | 283   | -   | -          | -                 | -                             | -                              | -                   | -     | 7                            | 1                  | -                        | -                        | 275                     | M. F. T. |
| Total economically active  | 1,482 | 1   | 46         | 2                 | -                             | -                              | -                   | 1,139 | 1                            | 1                  | 26                       | 267                      | M. F. T.                |          |
|                            | 180   | -   | 13         | -                 | -                             | -                              | -                   | 154   | 3                            | 2                  | 8                        | 8                        | M. F. T.                |          |
|                            | 1,662 | 1   | 59         | 2                 | -                             | -                              | -                   | 1,293 | 4                            | 4                  | 28                       | 275                      | M. F. T.                |          |
| Not economically active    | 1,819 | -   | -          | -                 | -                             | -                              | -                   | -     | -                            | -                  | -                        | -                        | 1,819                   | M. F. T. |
|                            | 3,063 | -   | -          | -                 | -                             | -                              | -                   | -     | -                            | -                  | -                        | -                        | 3,063                   | M. F. T. |
|                            | 4,882 | -   | -          | -                 | -                             | -                              | -                   | -     | -                            | -                  | -                        | -                        | 4,882                   | M. F. T. |
| Total                      | 3,301 | 1   | 46         | 2                 | -                             | -                              | -                   | 1,139 | 1                            | 1                  | 26                       | 267                      | M. F. T.                |          |
|                            | 3,243 | -   | 13         | -                 | -                             | -                              | -                   | 154   | 3                            | 2                  | 8                        | 8                        | M. F. T.                |          |
|                            | 6,544 | 1   | 59         | 2                 | -                             | -                              | -                   | 1,293 | 4                            | 4                  | 28                       | 275                      | M. F. T.                |          |

1/ Includes unemployed and unspecified

1/ Includes unemployed and unspecified

1/ Sluit in werkloos en ongespesifiseer

1/ Sluit in werkloos en ongespesifiseer



TABEL 47 - OCCUPATION BY INDUSTRY

TABEL 47 - BEROEP VOLGENS NYWERHEID

| Major occupational groups                       | Industry divisions - Nywerheidsafdelings |             |        |               |              |             |                            |             |           |          | Unemployed and unclassified workers | Not economically active |
|---|--|-------------|--------|---------------|--------------|-------------|----------------------------|-------------|-----------|----------|-------------------------------------|-------------------------|
|   | Total                                    | Agriculture | Mining | Manufacturing | Construction | Electricity | Commerce                   |             | Transport | Services |                                     |                         |
|   |  |             |        |               |              |             | Wholesale and retail trade | Motor trade |           |          |                                     |                         |
| Professional, technical and related worker      | 48                                       | -           | -      | 2             | -            | -           | -                          | -           | -         | 46       | -                                   | -                       |
| Administrative, executive and managerial worker | 61                                       | -           | -      | 2             | -            | -           | -                          | -           | -         | 59       | -                                   | -                       |
| Public administrative official                  | -  | -           | -      | -             | -            | -           | -                          | -           | -         | -        | -                                   | -                       |
| Managerial worker                               | 27                                       | -           | -      | -             | 1            | -           | -                          | 2           | 1         | 7        | -                                   | -                       |
| Clerical worker                                 | 31                                       | -           | -      | 3             | 1            | -           | -                          | 2           | 1         | 8        | -                                   | -                       |
| Sales worker                                    | 91                                       | -           | -      | 19            | -            | -           | -                          | 48          | -         | 16       | 8                                   | -                       |
| Working proprietor                              | 9  | -           | -      | 2             | -            | -           | -                          | 4           | -         | 3        | -                                   | -                       |
| Farmer, fisherman, lumberman and related worker | 100                                      | -           | -      | 21            | -            | -           | -                          | 52          | -         | 19       | 8                                   | -                       |
| Farmer, farmworker, lumberman                   | 244                                      | -           | -      | -             | -            | -           | -                          | 244         | -         | -        | -                                   | -                       |
| Other   | 22                                       | -           | -      | -             | -            | -           | -                          | 22          | -         | -        | -                                   | -                       |
| Farmer, fisherman, lumberman and related worker | 266                                      | -           | -      | -             | -            | -           | -                          | 266         | -         | -        | -                                   | -                       |
| Farmer, farmworker, lumberman                   | 368                                      | 1           | -      | 7             | -            | -           | -                          | 333         | 1         | 4        | 21                                  | -                       |
| Other   | 10                                       | -           | -      | -             | -            | -           | -                          | 10          | -         | -        | -                                   | -                       |
| Miner, quarryman and related worker             | 378                                      | 1           | -      | 7             | -            | -           | -                          | 343         | 1         | 4        | 21                                  | -                       |
| Miner, quarryman and related worker             | 3  | -           | -      | -             | -            | -           | -                          | -           | -         | -        | -                                   | -                       |
| Other   | 3  | -           | -      | -             | -            | -           | -                          | -           | -         | -        | -                                   | -                       |
| Miner, quarryman and related worker             | 17                                       | -           | -      | -             | -            | -           | -                          | -           | -         | -        | -                                   | -                       |
| Miner, quarryman and related worker             | 17                                       | -           | -      | -             | -            | -           | -                          | -           | -         | -        | -                                   | -                       |

TABEL 47 - OCCUPATION BY INDUSTRY

TABEL 47 - BEROEP VOLGENS NYWERHEID

| Major occupational groups                 | Industry divisions - Nywerheidsafdelings |             |        |               |              |             |                            |             |           |          | Unemployed and unclassified workers | Not economically active |       |
|---|--|-------------|--------|---------------|--------------|-------------|----------------------------|-------------|-----------|----------|-------------------------------------|-------------------------|-------|
|   | Total                                    | Agriculture | Mining | Manufacturing | Construction | Electricity | Commerce                   |             | Transport | Services |                                     |                         |       |
|   |  |             |        |               |              |             | Wholesale and retail trade | Motor trade |           |          |                                     |                         | Other |
| Worker in transport and communication     | 56                                       | -           | 1      | 10            | -            | -           | -                          | 13          | 1         | -        | 20                                  | 5                       | 6     |
| Craftsman, production worker and labourer | 4  | -           | -      | -             | -            | -           | -                          | -           | -         | -        | 4                                   | -                       | -     |
| Labourer                                  | 60                                       | -           | 1      | 10            | -            | -           | -                          | 13          | 1         | -        | 24                                  | 5                       | 6     |
| Other                                     | 22                                       | -           | 10     | 4             | -            | -           | -                          | 4           | -         | -        | 1                                   | -                       | 3     |
| Service, sports and recreation worker     | 3  | -           | -      | 3             | -            | -           | -                          | -           | -         | -        | -                                   | -                       | -     |
| Unemployed and unspecified                | 25                                       | -           | 10     | 7             | -            | -           | -                          | 4           | -         | -        | 1                                   | -                       | 3     |
| Total economically active                 | 156                                      | -           | 11     | 124           | 4            | -           | -                          | 3           | 1         | -        | -                                   | 2                       | 11    |
| Unemployed and unspecified                | 105                                      | -           | -      | 102           | 4            | -           | -                          | 3           | 1         | -        | -                                   | 1                       | 2     |
| Unemployed and unspecified                | 261                                      | -           | 11     | 226           | 4            | -           | -                          | 3           | 1         | -        | -                                   | 3                       | 13    |
| Unemployed and unspecified                | 255                                      | -           | -      | -             | -            | -           | -                          | 5           | -         | -        | -                                   | 220                     | 30    |
| Unemployed and unspecified                | 4  | -           | -      | -             | -            | -           | -                          | -           | -         | -        | -                                   | 4                       | -     |
| Unemployed and unspecified                | 259                                      | -           | -      | -             | -            | -           | -                          | 5           | -         | -        | -                                   | 224                     | 30    |
| Unemployed and unspecified                | 194                                      | -           | -      | -             | -            | -           | -                          | 1           | -         | -        | -                                   | 193                     | 6     |
| Unemployed and unspecified                | 6  | -           | -      | -             | -            | -           | -                          | 1           | -         | -        | -                                   | 6                       | -     |
| Unemployed and unspecified                | 200                                      | -           | -      | -             | -            | -           | -                          | 1           | -         | -        | -                                   | 199                     | -     |
| Total economically active                 | 1,482                                    | 5           | 36     | 169           | 5            | -           | -                          | 664         | 3         | 3        | 22                                  | 300                     | 275   |
| Not economically active                   | 180                                      | -           | -      | 107           | -            | -           | -                          | 38          | -         | -        | 4                                   | 22                      | 8     |
| Not economically active                   | 1,662                                    | 5           | 36     | 276           | 5            | -           | -                          | 702         | 3         | 4        | 26                                  | 322                     | 283   |
| Not economically active                   | 1,819                                    | -           | -      | -             | -            | -           | -                          | -           | -         | -        | -                                   | -                       | -     |
| Not economically active                   | 3,063                                    | -           | -      | -             | -            | -           | -                          | -           | -         | -        | -                                   | -                       | -     |
| Not economically active                   | 4,882                                    | -           | -      | -             | -            | -           | -                          | -           | -         | -        | -                                   | -                       | -     |
| Total                                     | 3,301                                    | 5           | 36     | 169           | 5            | -           | -                          | 664         | 3         | 3        | 22                                  | 300                     | 275   |
| Total                                     | 3,243                                    | -           | -      | 107           | -            | -           | -                          | 38          | -         | -        | 4                                   | 22                      | 8     |
| Total                                     | 6,544                                    | 5           | 36     | 276           | 5            | -           | -                          | 702         | 3         | 4        | 26                                  | 322                     | 283   |

TABLE 48 - OCCUPATION BY AGE AND WORK STATUS

| Major occupational groups and work status       | Total<br>Totaal | Age groups - Ouderdomsgroepen |       |       |       |       |       |       |       |     |       |    |       | Hoofberoepsgroepen en werkstatus |   |   |   |
|---|-----------------|-------------------------------|-------|-------|-------|-------|-------|-------|-------|-----|-------|----|-------|----------------------------------|---|---|---|
|   |                 | -20                           |       | 20-24 |       | 25-34 |       | 35-64 |       | 65+ |       | ?  |       |                                  |   |   |   |
|   |                 | M.                            | F.-V. | M.    | F.-V. | M.    | F.-V. | M.    | F.-V. | M.  | F.-V. | M. | F.-V. |                                  |   |   |   |
| Professional, technical and related worker      | 5               | -                             | -     | -     | -     | 3     | -     | -     | 2     | -   | -     | -  | -     | -                                | - | - | Professionele, technische en verwante werker      |
| Employer  | 56              | 1                             | 1     | 9     | 9     | 11    | 3     | 10    | 3     | 3   | 3     | 10 | 3     | 3                                | 3 | 3 | Werkgever   |
| Employee  | 61              | 1                             | 1     | 18    | 9     | 14    | 3     | 12    | -     | -   | -     | 12 | -     | -                                | - | - | Werknemer   |
| Total   |                 |                               |       |       |       |       |       |       |       |     |       |    |       |                                  |   |   | Totaal  |
| Administrative, executive and managerial worker | -               | -                             | -     | -     | -     | -     | -     | -     | -     | -   | -     | -  | -     | -                                | - | - | Administratieve, uitvoerende en besturende werker |
| Public administrative official                  | -               | -                             | -     | -     | -     | -     | -     | -     | -     | -   | -     | -  | -     | -                                | - | - | Openbare administratieve beambte                  |
| Employer  | -               | -                             | -     | -     | -     | -     | -     | -     | -     | -   | -     | -  | -     | -                                | - | - | Werkgever   |
| Employee  | -               | -                             | -     | -     | -     | -     | -     | -     | -     | -   | -     | -  | -     | -                                | - | - | Werknemer   |
| Total   |                 |                               |       |       |       |       |       |       |       |     |       |    |       |                                  |   |   | Totaal  |
| Managerial worker                               | 13              | -                             | -     | 2     | -     | 2     | -     | 7     | -     | -   | 1     | 1  | 1     | 1                                | 1 | 1 | Besturende werker                                 |
| Employer  | 18              | -                             | -     | 1     | -     | 4     | -     | 10    | -     | -   | 2     | 2  | 2     | 2                                | 2 | 2 | Werkgever   |
| Employee  | 31              | -                             | -     | 3     | -     | 6     | -     | 17    | -     | -   | 1     | 1  | 1     | 1                                | 1 | 1 | Werknemer   |
| Total   |                 |                               |       |       |       |       |       |       |       |     |       |    |       |                                  |   |   | Totaal  |
| Clerical worker                                 | 3               | -                             | -     | -     | -     | 1     | -     | 2     | -     | -   | -     | -  | -     | -                                | - | - | Klerklike werker                                  |
| Employer  | 97              | 6                             | 4     | 32    | 4     | 23    | 1     | 27    | 2     | 2   | 1     | 2  | 2     | 2                                | 2 | 2 | Werkgever   |
| Employee  | 100             | 6                             | 4     | 32    | 4     | 24    | 1     | 29    | -     | -   | -     | -  | -     | -                                | - | - | Werknemer   |
| Total   |                 |                               |       |       |       |       |       |       |       |     |       |    |       |                                  |   |   | Totaal  |
| Sales worker                                    | 266             | 1                             | -     | 19    | 1     | 60    | 6     | 159   | 15    | 5   | -     | -  | -     | -                                | - | - | Verkoopswerker                                    |
| Working proprietor <u>1/</u>                    | -               | -                             | -     | -     | -     | -     | -     | -     | -     | -   | -     | -  | -     | -                                | - | - | Werkende eelenaar <u>1/</u>                       |
| Employer  | 266             | 1                             | -     | 19    | 1     | 60    | 6     | 159   | 15    | 5   | -     | -  | -     | -                                | - | - | Werkgever   |
| Employee  | -               | -                             | -     | -     | -     | -     | -     | -     | -     | -   | -     | -  | -     | -                                | - | - | Werknemer   |
| Total   |                 |                               |       |       |       |       |       |       |       |     |       |    |       |                                  |   |   | Totaal  |
| Other   | 82              | 1                             | -     | 5     | -     | 18    | 2     | 54    | 1     | 1   | 1     | 4  | 1     | 4                                | 4 | 4 | Ander   |
| Employer  | 296             | 28                            | 1     | 80    | 3     | 88    | 2     | 89    | 1     | 1   | 1     | 4  | 1     | 4                                | 4 | 4 | Werkgever   |
| Employee  | 378             | 29                            | 1     | 85    | 3     | 106   | 4     | 143   | 2     | 2   | 2     | 5  | 2     | 5                                | 5 | 5 | Werknemer   |
| Total   |                 |                               |       |       |       |       |       |       |       |     |       |    |       |                                  |   |   | Totaal  |
| Farmer, fisherman, lumberman and related worker | 2               | -                             | -     | -     | -     | -     | -     | -     | -     | -   | -     | -  | -     | -                                | - | - | Boer, visser, bosbou- en verwante werker          |
| Farmer, farmworker, lumberman                   | 1               | -                             | -     | -     | -     | -     | -     | -     | -     | -   | -     | -  | -     | -                                | - | - | Boer, plaatswerker, bosbouwerker                  |
| Employer  | 1               | -                             | -     | -     | -     | -     | -     | -     | -     | -   | -     | -  | -     | -                                | - | - | Werkgever   |
| Employee  | 3               | -                             | -     | -     | -     | -     | -     | -     | -     | -   | -     | -  | -     | -                                | - | - | Werknemer   |
| Total   |                 |                               |       |       |       |       |       |       |       |     |       |    |       |                                  |   |   | Totaal  |
| Other   | 1               | -                             | -     | -     | -     | -     | -     | -     | -     | -   | -     | -  | -     | -                                | - | - | Ander   |
| Employer  | 1               | -                             | -     | -     | -     | -     | -     | -     | -     | -   | -     | -  | -     | -                                | - | - | Werkgever   |
| Employee  | 1               | -                             | -     | -     | -     | -     | -     | -     | -     | -   | -     | -  | -     | -                                | - | - | Werknemer   |
| Total   |                 |                               |       |       |       |       |       |       |       |     |       |    |       |                                  |   |   | Totaal  |
| Miner, quarryman and related worker             | -               | -                             | -     | -     | -     | -     | -     | -     | -     | -   | -     | -  | -     | -                                | - | - | Myn-, steengroef- en verwante werker              |
| Employer  | 17              | -                             | -     | -     | -     | 4     | -     | -     | -     | -   | -     | -  | -     | -                                | - | - | Werkgever   |
| Employee  | 17              | -                             | -     | -     | -     | 4     | -     | 13    | -     | -   | -     | -  | -     | -                                | - | - | Werknemer   |
| Total   |                 |                               |       |       |       |       |       |       |       |     |       |    |       |                                  |   |   | Totaal  |

TABLE 48 - OCCUPATION BY AGE AND WORK STATUS

| Major occupational groups and work status | Total<br>Totaal | Age groups - Ouderdomsgroepen |       |       |       |       |       |       |       |     |       |    |       | Hoofberoepsgroepen en werkstatus |    |    |  |
|---|-----------------|-------------------------------|-------|-------|-------|-------|-------|-------|-------|-----|-------|----|-------|----------------------------------|----|----|--|
|   |                 | -20                           |       | 20-24 |       | 25-34 |       | 35-64 |       | 65+ |       | ?  |       |                                  |    |    |  |
|   |                 | M.                            | F.-V. | M.    | F.-V. | M.    | F.-V. | M.    | F.-V. | M.  | F.-V. | M. | F.-V. |                                  |    |    |  |
| Worker in transport and communication     | 14              | -                             | -     | 1     | -     | 3     | -     | 6     | -     | -   | -     | -  | -     | -                                | -  | -  | Werker in vervoer en communicatie      |
| Employer                                  | 46              | -                             | -     | 6     | -     | 17    | -     | 23    | -     | -   | -     | -  | -     | -                                | -  | -  | Werkgever                              |
| Employee                                  | 60              | -                             | -     | 7     | -     | 20    | -     | 29    | -     | -   | -     | -  | -     | -                                | -  | -  | Werknemer                              |
| Total                                     |                 |                               |       |       |       |       |       |       |       |     |       |    |       |                                  |    |    | Totaal                                 |
| Craftsman, production worker and labourer | -               | -                             | -     | -     | -     | -     | -     | -     | -     | -   | -     | -  | -     | -                                | -  | -  | Amalgeman, produksiewerker en arbeider |
| Labourer                                  | 25              | 1                             | 1     | 4     | 1     | 5     | 1     | 12    | -     | -   | -     | -  | -     | -                                | -  | -  | Werkgever                              |
| Employer                                  | 25              | 1                             | 1     | 4     | 1     | 5     | 1     | 12    | -     | -   | -     | -  | -     | -                                | -  | -  | Werknemer                              |
| Total                                     |                 |                               |       |       |       |       |       |       |       |     |       |    |       |                                  |    |    | Totaal                                 |
| Other                                     | 72              | 2                             | -     | 3     | -     | 11    | 5     | 45    | 3     | 2   | -     | -  | -     | -                                | -  | -  | Ander                                  |
| Employer                                  | 189             | 11                            | 39    | 23    | 28    | 27    | 16    | 32    | 13    | 3   | 13    | 13 | 13    | 13                               | 13 | 13 | Werkgever                              |
| Employee                                  | 261             | 13                            | 39    | 26    | 29    | 38    | 21    | 77    | 16    | 2   | 16    | 2  | 2     | 2                                | 2  | 2  | Werknemer                              |
| Total                                     |                 |                               |       |       |       |       |       |       |       |     |       |    |       |                                  |    |    | Totaal                                 |
| Service, sports and recreation worker     | 6               | -                             | -     | 1     | -     | 2     | -     | 3     | -     | -   | -     | -  | -     | -                                | -  | -  | Diens, sport-, en ontspanningswerker   |
| Employer                                  | 253             | 25                            | 2     | 97    | 1     | 88    | 1     | 99    | -     | -   | -     | -  | -     | -                                | -  | -  | Werkgever                              |
| Employee                                  | 259             | 25                            | 2     | 36    | 1     | 90    | 1     | 102   | -     | -   | -     | -  | -     | -                                | -  | -  | Werknemer                              |
| Total                                     |                 |                               |       |       |       |       |       |       |       |     |       |    |       |                                  |    |    | Totaal                                 |
| Unemployed and unspecified                | 1               | -                             | -     | -     | -     | 1     | -     | -     | -     | -   | -     | -  | -     | -                                | -  | -  | Werkloos en ongespesifiseer            |
| Employer                                  | 199             | 66                            | 2     | 51    | 2     | 27    | 1     | 47    | -     | -   | -     | -  | -     | -                                | -  | -  | Werkgever                              |
| Employee                                  | 200             | 66                            | 2     | 51    | 2     | 28    | 2     | 47    | 2     | 2   | 2     | 2  | 2     | 2                                | 2  | 2  | Werknemer                              |
| Total                                     |                 |                               |       |       |       |       |       |       |       |     |       |    |       |                                  |    |    | Totaal                                 |
| Total economically active                 | 465             | 4                             | -     | 31    | 3     | 101   | 14    | 280   | 21    | 10  | 1     | 10 | 1     | 10                               | 1  | 1  | Totaal ekonomies bedrywig              |
| Employer                                  | 1,197           | 138                           | 50    | 232   | 49    | 294   | 24    | 363   | 18    | 9   | 1     | 18 | 9     | 18                               | 9  | 18 | Werkgever                              |
| Employee                                  | 1,662           | 142                           | 50    | 283   | 52    | 395   | 38    | 643   | 39    | 19  | 1     | 39 | 19    | 39                               | 19 | 39 | Werknemer                              |
| Total                                     |                 |                               |       |       |       |       |       |       |       |     |       |    |       |                                  |    |    | Totaal                                 |
| Not economically active                   | 4,882           | 1,728                         | 1,839 | 27    | 285   | 4     | 385   | 15    | 512   | 43  | 40    | 2  | 43    | 40                               | 2  | 2  | Nie-ekonomies bedrywig                 |
| Total                                     | 6,544           | 1,870                         | 1,889 | 310   | 337   | 399   | 423   | 658   | 551   | 62  | 41    | 2  | 62    | 41                               | 2  | 2  | Totaal                                 |

1/ Wholesale and retail trade only

1/ Slegs groot- en kleinhandel

| Income (Rand) and work status | Major occupational groups - Hoofberoepsgraspe                      |   |  |   |                              |  |  |   |  |  |  |                                  | Uhem-<br>ployed<br>and un-<br>spe-<br>cified | Not<br>econo-<br>mically<br>active | Inkomste (Rand) en<br>werkstatus |   |  |   |  |
|-------------------------------|--|---|--|---|------------------------------|--|--|---|--|--|--|----------------------------------|--|------------------------------------|----------------------------------|---|--|---|--|
|                               | Profes-<br>sional,<br>tech-<br>nic-<br>al and<br>related<br>worker |   | Adminis-<br>trative,<br>managerial<br>worker                   |   | Cleric-<br>al<br>worker      |  | Sales<br>worker                                      |   | Farmer, fisher-<br>man, lumberman<br>and related<br>worker |  | Miner,<br>quarry-<br>man<br>and<br>related<br>worker |                                  |  |                                    |                                  | Craftsman,<br>production<br>labourer<br>and<br>Ambagsman,<br>produksiewerker<br>en arbeider |  | Service,<br>sports<br>and re-<br>creation<br>worker |  |
|                               | Pro-<br>fes-<br>sionele,<br>tegniese<br>en ver-<br>wante<br>werker | Pub-<br>lic<br>adminis-<br>trative<br>official<br>Openbare<br>adminis-<br>trative<br>beampste | Adminis-<br>trative<br>managerial<br>bestu-<br>rende<br>werker | Cleric-<br>al<br>Klerk-<br>like<br>werker | Sales<br>Verkoops-<br>werker | Farmer,<br>fisher-<br>man,<br>lumberman<br>and related<br>worker | Miner,<br>quarry-<br>man<br>and<br>related<br>worker | Craftsman,<br>production<br>labourer<br>and<br>Ambagsman,<br>produksiewerker<br>en arbeider | Service,<br>sports<br>and re-<br>creation<br>worker        | Uhem-<br>ployed<br>and un-<br>spe-<br>cified | Not<br>econo-<br>mically<br>active                   | Inkomste (Rand) en<br>werkstatus |  |                                    |                                  |   |  |   |  |
| No income                     |  |   |  |   |                              |  |  |   |  |  |  |                                  |  |                                    |                                  |   |  |   |  |
| Employer                      | 9  |   |  |   |                              |  |  |   |  |  |  |                                  |  |                                    |                                  |   |  |   |  |
| Employee                      | 37   |   |  |   |                              |  |  |   |  |  |  |                                  |  |                                    |                                  |   |  |   |  |
| Unemployed                    | 200  |   |  |   |                              |  |  |   |  |  |  |                                  |  |                                    |                                  |   |  |   |  |
| Other                         | 1,786  |   |  |   |                              |  |  |   |  |  |  |                                  |  |                                    |                                  |   |  |   |  |
| Total                         | 2,032  |   |  |   |                              |  |  |   |  |  |  |                                  |  |                                    |                                  |   |  |   |  |
| Under 100                     |  |   |  |   |                              |  |  |   |  |  |  |                                  |  |                                    |                                  |   |  |   |  |
| Employer                      | 6  |   |  |   |                              |  |  |   |  |  |  |                                  |  |                                    |                                  |   |  |   |  |
| Employee                      | 11   |   |  |   |                              |  |  |   |  |  |  |                                  |  |                                    |                                  |   |  |   |  |
| Unemployed                    | 10   |   |  |   |                              |  |  |   |  |  |  |                                  |  |                                    |                                  |   |  |   |  |
| Other                         | 10   |   |  |   |                              |  |  |   |  |  |  |                                  |  |                                    |                                  |   |  |   |  |
| Total                         | 37   |   |  |   |                              |  |  |   |  |  |  |                                  |  |                                    |                                  |   |  |   |  |
| 100 - 199                     |  |   |  |   |                              |  |  |   |  |  |  |                                  |  |                                    |                                  |   |  |   |  |
| Employer                      | 4  |   |  |   |                              |  |  |   |  |  |  |                                  |  |                                    |                                  |   |  |   |  |
| Employee                      | 11   |   |  |   |                              |  |  |   |  |  |  |                                  |  |                                    |                                  |   |  |   |  |
| Unemployed                    | 5  |   |  |   |                              |  |  |   |  |  |  |                                  |  |                                    |                                  |   |  |   |  |
| Other                         | 3  |   |  |   |                              |  |  |   |  |  |  |                                  |  |                                    |                                  |   |  |   |  |
| Total                         | 23   |   |  |   |                              |  |  |   |  |  |  |                                  |  |                                    |                                  |   |  |   |  |
| 200 - 299                     |  |   |  |   |                              |  |  |   |  |  |  |                                  |  |                                    |                                  |   |  |   |  |
| Employer                      | 24   |   |  |   |                              |  |  |   |  |  |  |                                  |  |                                    |                                  |   |  |   |  |
| Employee                      | 50   |   |  |   |                              |  |  |   |  |  |  |                                  |  |                                    |                                  |   |  |   |  |
| Unemployed                    | 9  |   |  |   |                              |  |  |   |  |  |  |                                  |  |                                    |                                  |   |  |   |  |
| Other                         | 2  |   |  |   |                              |  |  |   |  |  |  |                                  |  |                                    |                                  |   |  |   |  |
| Total                         | 85   |   |  |   |                              |  |  |   |  |  |  |                                  |  |                                    |                                  |   |  |   |  |
| 300 - 399                     |  |   |  |   |                              |  |  |   |  |  |  |                                  |  |                                    |                                  |   |  |   |  |
| Employer                      | 17   |   |  |   |                              |  |  |   |  |  |  |                                  |  |                                    |                                  |   |  |   |  |
| Employee                      | 116  |   |  |   |                              |  |  |   |  |  |  |                                  |  |                                    |                                  |   |  |   |  |
| Unemployed                    | 8  |   |  |   |                              |  |  |   |  |  |  |                                  |  |                                    |                                  |   |  |   |  |
| Other                         | 1  |   |  |   |                              |  |  |   |  |  |  |                                  |  |                                    |                                  |   |  |   |  |
| Total                         | 141  |   |  |   |                              |  |  |   |  |  |  |                                  |  |                                    |                                  |   |  |   |  |
| 400 - 499                     |  |   |  |   |                              |  |  |   |  |  |  |                                  |  |                                    |                                  |   |  |   |  |
| Employer                      | 29   |   |  |   |                              |  |  |   |  |  |  |                                  |  |                                    |                                  |   |  |   |  |
| Employee                      | 123  |   |  |   |                              |  |  |   |  |  |  |                                  |  |                                    |                                  |   |  |   |  |
| Unemployed                    | 11   |   |  |   |                              |  |  |   |  |  |  |                                  |  |                                    |                                  |   |  |   |  |
| Other                         | 1  |   |  |   |                              |  |  |   |  |  |  |                                  |  |                                    |                                  |   |  |   |  |
| Total                         | 164  |   |  |   |                              |  |  |   |  |  |  |                                  |  |                                    |                                  |   |  |   |  |
| 500 - 599                     |  |   |  |   |                              |  |  |   |  |  |  |                                  |  |                                    |                                  |   |  |   |  |
| Employer                      | 21   |   |  |   |                              |  |  |   |  |  |  |                                  |  |                                    |                                  |   |  |   |  |
| Employee                      | 72   |   |  |   |                              |  |  |   |  |  |  |                                  |  |                                    |                                  |   |  |   |  |
| Unemployed                    | 3  |   |  |   |                              |  |  |   |  |  |  |                                  |  |                                    |                                  |   |  |   |  |
| Other                         | 2  |   |  |   |                              |  |  |   |  |  |  |                                  |  |                                    |                                  |   |  |   |  |
| Total                         | 98   |   |  |   |                              |  |  |   |  |  |  |                                  |  |                                    |                                  |   |  |   |  |

| Income (Rand) and work status | Major occupational groups - Hoofberoepsgraspe                      |   |  |   |                              |  |  |   |  |  |  |                                  | Uhem-<br>ployed<br>and un-<br>spe-<br>cified | Not<br>econo-<br>mically<br>active | Inkomste (Rand) en<br>werkstatus |   |  |   |  |
|-------------------------------|--|---|--|---|------------------------------|--|--|---|--|--|--|----------------------------------|--|------------------------------------|----------------------------------|---|--|---|--|
|                               | Profes-<br>sional,<br>tech-<br>nic-<br>al and<br>related<br>worker |   | Adminis-<br>trative,<br>managerial<br>worker                   |   | Cleric-<br>al<br>worker      |  | Sales<br>worker                                      |   | Farmer, fisher-<br>man, lumberman<br>and related<br>worker |  | Miner,<br>quarry-<br>man<br>and<br>related<br>worker |                                  |  |                                    |                                  | Craftsman,<br>production<br>labourer<br>and<br>Ambagsman,<br>produksiewerker<br>en arbeider |  | Service,<br>sports<br>and re-<br>creation<br>worker |  |
|                               | Pro-<br>fes-<br>sionele,<br>tegniese<br>en ver-<br>wante<br>werker | Pub-<br>lic<br>adminis-<br>trative<br>official<br>Openbare<br>adminis-<br>trative<br>beampste | Adminis-<br>trative<br>managerial<br>bestu-<br>rende<br>werker | Cleric-<br>al<br>Klerk-<br>like<br>werker | Sales<br>Verkoops-<br>werker | Farmer,<br>fisher-<br>man,<br>lumberman<br>and related<br>worker | Miner,<br>quarry-<br>man<br>and<br>related<br>worker | Craftsman,<br>production<br>labourer<br>and<br>Ambagsman,<br>produksiewerker<br>en arbeider | Service,<br>sports<br>and re-<br>creation<br>worker        | Uhem-<br>ployed<br>and un-<br>spe-<br>cified | Not<br>econo-<br>mically<br>active                   | Inkomste (Rand) en<br>werkstatus |  |                                    |                                  |   |  |   |  |
| 600 - 799                     |  |   |  |   |                              |  |  |   |  |  |  |                                  |  |                                    |                                  |   |  |   |  |
| Employer                      | 64   |   |  |   |                              |  |  |   |  |  |  |                                  |  |                                    |                                  |   |  |   |  |
| Employee                      | 140  |   |  |   |                              |  |  |   |  |  |  |                                  |  |                                    |                                  |   |  |   |  |
| Unemployed                    | 4  |   |  |   |                              |  |  |   |  |  |  |                                  |  |                                    |                                  |   |  |   |  |
| Other                         | 4  |   |  |   |                              |  |  |   |  |  |  |                                  |  |                                    |                                  |   |  |   |  |
| Total                         | 214  |   |  |   |                              |  |  |   |  |  |  |                                  |  |                                    |                                  |   |  |   |  |
| 800 - 999                     |  |   |  |   |                              |  |  |   |  |  |  |                                  |  |                                    |                                  |   |  |   |  |
| Employer                      | 46   |   |  |   |                              |  |  |   |  |  |  |                                  |  |                                    |                                  |   |  |   |  |
| Employee                      | 105  |   |  |   |                              |  |  |   |  |  |  |                                  |  |                                    |                                  |   |  |   |  |
| Unemployed                    | 1  |   |  |   |                              |  |  |   |  |  |  |                                  |  |                                    |                                  |   |  |   |  |
| Other                         | 1  |   |  |   |                              |  |  |   |  |  |  |                                  |  |                                    |                                  |   |  |   |  |
| Total                         | 155  |   |  |   |                              |  |  |   |  |  |  |                                  |  |                                    |                                  |   |  |   |  |
| 1,000 - 1,999                 |  |   |  |   |                              |  |  |   |  |  |  |                                  |  |                                    |                                  |   |  |   |  |
| Employer                      | 139  |   |  |   |                              |  |  |   |  |  |  |                                  |  |                                    |                                  |   |  |   |  |
| Employee                      | 108  |   |  |   |                              |  |  |   |  |  |  |                                  |  |                                    |                                  |   |  |   |  |
| Unemployed                    | 3  |   |  |   |                              |  |  |   |  |  |  |                                  |  |                                    |                                  |   |  |   |  |
| Other                         | 2  |   |  |   |                              |  |  |   |  |  |  |                                  |  |                                    |                                  |   |  |   |  |
| Total                         | 252  |   |  |   |                              |  |  |   |  |  |  |                                  |  |                                    |                                  |   |  |   |  |
| 2,000+                        |  |   |  |   |                              |  |  |   |  |  |  |                                  |  |                                    |                                  |   |  |   |  |
| Employer                      | 62   |   |  |   |                              |  |  |   |  |  |  |                                  |  |                                    |                                  |   |  |   |  |
| Employee                      | 9  |   |  |   |                              |  |  |   |  |  |  |                                  |  |                                    |                                  |   |  |   |  |
| Unemployed                    | 3  |   |  |   |                              |  |  |   |  |  |  |                                  |  |                                    |                                  |   |  |   |  |
| Other                         | 3  |   |  |   |                              |  |  |   |  |  |  |                                  |  |                                    |                                  |   |  |   |  |
| Total                         | 74   |   |  |   |                              |  |  |   |  |  |  |                                  |  |                                    |                                  |   |  |   |  |
| ?                             |  |   |  |   |                              |  |  |   |  |  |  |                                  |  |                                    |                                  |   |  |   |  |
| Employer                      | 5  |   |  |   |                              |  |  |   |  |  |  |                                  |  |                                    |                                  |   |  |   |  |
| Employee                      | 13   |   |  |   |                              |  |  |   |  |  |  |                                  |  |                                    |                                  |   |  |   |  |
| Unemployed                    | 2  |   |  |   |                              |  |  |   |  |  |  |                                  |  |                                    |                                  |   |  |   |  |
| Other                         | 5  |   |  |   |                              |  |  |   |  |  |  |                                  |  |                                    |                                  |   |  |   |  |
| Total                         | 25   |   |  |   |                              |  |  |   |  |  |  |                                  |  |                                    |                                  |   |  |   |  |
| Total                         | 426  |   |  |   |                              |  |  |   |  |  |  |                                  |  |                                    |                                  |   |  |   |  |
| Employer                      | 795  |   |  |   |                              |  |  |   |  |  |  |                                  |  |                                    |                                  |   |  |   |  |
| Employee                      | 260  |   |  |   |                              |  |  |   |  |  |  |                                  |  |                                    |                                  |   |  |   |  |
| Unemployed                    | 1,819  |   |  |   |                              |  |  |   |  |  |  |                                  |  |                                    |                                  |   |  |   |  |
| Other                         | 3,300  |   |  |   |                              |  |  |   |  |  |  |                                  |  |                                    |                                  |   |  |   |  |
| Total                         | 5,814  |   |  |   |                              |  |  |   |  |  |  |                                  |  |                                    |                                  |   |  |   |  |





ASIATICS  
TABLE 50 - LEVEL OF EDUCATION BY INDUSTRY  
MALE

ASIATICS  
TABLE 50 - ONDERWYSPPEL VOLGENS NYWERHEID  
MANLIK

| Level of education                               | Industry divisions - Nywerheidsafdelings |                   |                               |                             |                              |   |                            |                      |                     |   | Total<br>Totaal |   |
|--|--|-------------------|-------------------------------|-----------------------------|------------------------------|---|----------------------------|----------------------|---------------------|---|-----------------|---|
|  | Agriculture<br>Landbou                   | Mining<br>Mynwese | Manufacturing<br>Fabriekswese | Construction<br>Konstruksie | Electricity<br>Elektrisiteit | Commerce  |                            | Transport<br>Vervoer | Services<br>Dienste | Unemployed<br>and unskilled<br>Workers<br>ongespesifiseer |                 | Not economically<br>active<br>Mienomiesbedrywig |
|  |  |                   |                               |                             |                              | Wholesale and retail trade<br>Groot- en kleinhandel | Motor trade<br>Motorhandel |                      |                     |   |                 |   |
| School education only<br>?                       | 1  | 5                 | 3                             | 1                           | 1                            | 9   | 1                          | 3                    | 2                   | 37  |                 |   |
| None   | 2  | 18                | 83                            | 2                           | 1                            | 72  | 1                          | 15                   | 35                  | 763   |                 |   |
| Up to std. 5                                     | 1  | 26                | 83                            | 2                           | 1                            | 297   | 1                          | 153                  | 134                 | 586   |                 |   |
| Std. 6 and 7                                     | 1  | 5                 | 47                            | 3                           | 1                            | 179   | 1                          | 81                   | 76                  | 136   |                 |   |
| Std. 8   | 1  | 5                 | 10                            | 1                           | 1                            | 45  | 1                          | 10                   | 17                  | 46  |                 |   |
| Std. 9   | 1  | 2                 | 2                             | 1                           | 1                            | 19  | 1                          | 5                    | 7                   | 45  |                 |   |
| Std. 10  | 1  | 5                 | 5                             | 1                           | 1                            | 35  | 1                          | 3                    | 4                   | 197   |                 |   |
| Degree only<br>Bachelor's                        |  |                   |                               |                             |                              |   |                            |                      |                     |   |                 |   |
| Academic -<br>Full course                        | 1  |                   |                               |                             |                              |   |                            |                      |                     | 1   |                 |   |
| Part of course                                   | 4  |                   |                               |                             |                              | 1   |                            |                      |                     | 3   |                 |   |
| Professional -<br>Full course                    | 3  |                   |                               |                             |                              |   |                            | 3                    |                     |   |                 |   |
| Part of course                                   |  |                   |                               |                             |                              |   |                            |                      |                     |   |                 |   |
| Diploma only<br>With std. 10 -<br>Full course    | 18                                       |                   |                               |                             |                              |   |                            |                      |                     |   |                 |   |
| Part of course                                   | 2  |                   |                               |                             |                              | 2   |                            | 16                   |                     | 2   |                 |   |
| With std. 9 or lower -<br>Full or part of course | 19                                       |                   | 1                             |                             |                              | 1   |                            | 14                   |                     | 3   |                 |   |
| Degree and diploma<br>Diploma and<br>Bachelor's  | 1  |                   |                               |                             |                              | 1   |                            |                      |                     |   |                 |   |
| Total  | 5  | 36                | 169                           | 5                           | 5                            | 661   | 3                          | 22                   | 303                 | 275   | 1,819           |   |

ASIATICS  
TABLE 50 - LEVEL OF EDUCATION BY INDUSTRY  
FEMALE

ASIATICS  
TABLE 50 - ONDERWYSPPEL VOLGENS NYWERHEID  
VROULIK

| Level of education   | Industry divisions - Nywerheidsafdelings |                   |                               |                             |                              |   |                            |                      |                     |   | Total<br>Totaal |   |
|--|--|-------------------|-------------------------------|-----------------------------|------------------------------|---|----------------------------|----------------------|---------------------|---|-----------------|---|
|  | Agriculture<br>Landbou                   | Mining<br>Mynwese | Manufacturing<br>Fabriekswese | Construction<br>Konstruksie | Electricity<br>Elektrisiteit | Commerce  |                            | Transport<br>Vervoer | Services<br>Dienste | Unemployed<br>and unskilled<br>Workers<br>ongespesifiseer |                 | Not economically<br>active<br>Mienomiesbedrywig |
|  |  |                   |                               |                             |                              | Wholesale and retail trade<br>Groot- en kleinhandel | Motor trade<br>Motorhandel |                      |                     |   |                 |   |
| School education only<br>?                                       |  |                   |                               |                             |                              | 2   |                            |                      |                     | 2   | 56              |   |
| None   |  |                   | 11                            |                             |                              | 12  | 1                          | 1                    | 6                   | 3   | 1,174           |   |
| Up to std. 5   |  |                   | 69                            |                             |                              | 9   |                            | 1                    | 1                   | 1   | 1,296           |   |
| Std. 6 and 7   |  |                   | 23                            |                             |                              | 8   |                            | 1                    | 1                   | 1   | 239             |   |
| Std. 8   |  |                   | 3                             |                             |                              | 5   |                            | 1                    | 4                   | 1   | 40              |   |
| Std. 9   |  |                   | 1                             |                             |                              | 2   |                            | 3                    | 3                   | 1   | 25              |   |
| Std. 10  |  |                   | 1                             |                             |                              | 2   |                            | 2                    |                     | 1   | 230             |   |
| Degree only<br>Bachelor's  |  |                   |                               |                             |                              |   |                            |                      |                     |   |                 |   |
| Academic -<br>Full course  | 2  |                   |                               |                             |                              |   |                            |                      | 1                   |   | 1               |   |
| Part of course   | 1  |                   |                               |                             |                              |   |                            |                      |                     |   | 1               |   |
| Diploma only<br>With std. 9 or lower -<br>Full or part of course | 8  |                   |                               |                             |                              |   |                            | 7                    |                     |   | 1               |   |
| Total  |  |                   | 107                           |                             |                              | 38  | 1                          | 4                    | 22                  | 8   | 3,063           |   |

TABLE 51 - NATURE OF EDUCATION BY INDUSTRY

| Nature of education and sex  | Total<br>Totaal                  | Industry divisions - Nyeerheidsafdelings |                        |   |   |  |   |                          | Unem-<br>ployed<br>and<br>unspe-<br>cified<br>Werk-<br>loos en<br>onges-<br>pesi-<br>fiseer | Ser-<br>vices | Trans-<br>port | Handel |     | Not<br>eco-<br>nomic-<br>ally<br>active<br>Nie-<br>ekos-<br>nomies<br>bedry-<br>wig |                         |  |
|--|----------------------------------|--|------------------------|---|---|--|---|--------------------------|---|---------------|----------------|--------|-----|---|-------------------------|--|
|  |                                  | Agri-<br>culture<br>Landbou              | Mining<br>Myn-<br>wese | Manu-<br>fac-<br>turing<br>Fab-<br>rieke-<br>struk-<br>wese | Con-<br>struc-<br>tion<br>Kon-<br>struk-<br>sie | Elec-<br>tricity<br>Elektri-<br>siteit | Whole-<br>sale<br>and<br>retail<br>Groot-<br>en Klein<br>handel | Motor<br>trade<br>handel |   |               |                | Other  |     |   |                         |  |
| No special qualifications e.g. degree, diploma, certificate                              | M. 3,256<br>F. 3,233<br>T. 6,489 | 5  | 36                     | 168<br>107<br>275   | 5   | -                                      | 656<br>39<br>694  | 3                        | 3   | 22            | 3              | 3      | 270 | 275   | 1,813<br>3,061<br>4,874 | Aard van onderwys en geslag  |
| Nature of qualifications<br>General subjects<br>Arts (B.A., M.A., etc.)                  | M. 2<br>F. 2<br>T. 4             | -  | -                      | -   | -   | -                                      | 1   | -                        | -   | -             | -              | -      | 1   | -   | 1                       | Geen spesiale kwalifikasies, by-<br>graad, diploma, sertifikaat                                |
| Sciences (B.Sc., M.Sc., etc.)  | M. 1<br>F. 1<br>T. 1             | -  | -                      | -   | -   | -                                      | 1   | -                        | -   | -             | -              | -      | 1   | -   | 2                       | Aard van kwalifikasies<br>Algemene onderwerpe<br>Kunste (B.A., M.A., ens.)                     |
| Manufacturing and construction<br>Engineering<br>B.Sc. Mechanical                        | M. 1<br>F. 1<br>T. 1             | -  | -                      | -   | -   | -                                      | -   | -                        | -   | -             | -              | -      | -   | -   | -                       | M. V. Wetenskappe (B.Sc., M.Sc., ens.)   |
| Craftsmanship, Artisanship<br>(M.T.C. etc.)  | M. 3<br>F. 3<br>T. 3             | -  | -                      | -   | -   | -                                      | 2   | -                        | -   | -             | -              | -      | -   | -   | -                       | M. V. Fabriekwese en konstruksie<br>Ingenieurwese<br>B.Sc. Mechanical                          |
| Commerce and finance<br>Special (Institute of bankers,<br>actuarial science, etc.)       | M. 2<br>F. 1<br>T. 3             | -  | -                      | -   | -   | -                                      | -   | 1                        | -   | -             | -              | -      | 1   | -   | -                       | M. V. Vakmanskap, ambagsmanskap<br>(M.T.S. ens.)   |
| Medical practice and health<br>services<br>Medical practitioners (M.B.,<br>C.H.B., etc.) | M. 3<br>F. 3<br>T. 3             | -  | -                      | -   | -   | -                                      | -   | -                        | -   | -             | -              | -      | 3   | -   | -                       | M. V. Handel en finansies<br>Besondere (Instituut van bankiers,<br>aktuariale wetenskap, ens.) |
| Nursing and midwifery (D.N.A.)   | M. 2<br>F. 2<br>T. 2             | -  | -                      | -   | -   | -                                      | -   | -                        | -   | -             | -              | -      | 2   | -   | -                       | M. V. Mediese praktyk en gesondheids-<br>diens<br>Mediese praktisyers (M.B.,<br>C.H.B., ens.)  |
| Education and culture<br>General academic education<br>(B.Ed., M.Ed., etc.)              | M. 30<br>F. 5<br>T. 35           | -  | -                      | -   | -   | -                                      | -   | -                        | -   | -             | -              | -      | 27  | -   | -                       | M. V. Onderwys en kultuur<br>Algemene akademiese onderwys<br>(B.Ed., M.Ed., ens.)              |

TABLE 51 - NATURE OF EDUCATION BY INDUSTRY

| Nature of education and sex                     | Total<br>Totaal                  | Industry divisions - Nyeerheidsafdelings |                        |   |   |  |   |                          | Unem-<br>ployed<br>and<br>unspe-<br>cified<br>Werk-<br>loos en<br>onges-<br>pesi-<br>fiseer | Ser-<br>vices | Trans-<br>port | Handel |     | Not<br>eco-<br>nomic-<br>ally<br>active<br>Nie-<br>ekos-<br>nomies<br>bedry-<br>wig |                         |  |
|---|----------------------------------|--|------------------------|---|---|--|---|--------------------------|---|---------------|----------------|--------|-----|---|-------------------------|--|
|   |                                  | Agri-<br>culture<br>Landbou              | Mining<br>Myn-<br>wese | Manu-<br>fac-<br>turing<br>Fab-<br>rieke-<br>struk-<br>wese | Con-<br>struc-<br>tion<br>Kon-<br>struk-<br>sie | Elec-<br>tricity<br>Elektri-<br>siteit | Whole-<br>sale<br>and<br>retail<br>Groot-<br>en Klein<br>handel | Motor<br>trade<br>handel |   |               |                | Other  |     |   |                         |  |
| Physical education (B.A. (Phys.<br>Ed.) etc.)   | M. 1<br>F. 1<br>T. 1             | -  | -                      | -   | -   | -                                      | -   | -                        | -   | -             | -              | -      | 1   | -   | -                       | Liggaamlike opvoeding (B.A. (L.O.)<br>ens.)            |
| Music (B.Mus., certificate or<br>diploma, etc.) | M. 1<br>F. 1<br>T. 1             | -  | -                      | -   | -   | -                                      | -   | -                        | -   | -             | -              | -      | 1   | -   | -                       | M. V. Musiek (B.Mus., sertifikaat of<br>diploma, ens.) |
| Theology (B.D., etc.)                           | M. 1<br>F. 1<br>T. 1             | -  | -                      | -   | -   | -                                      | -   | -                        | -   | -             | -              | -      | 1   | -   | -                       | M. V. Teologie (B.D., ens.)                            |
| Total   | M. 3,301<br>F. 3,243<br>T. 6,544 | 5  | 36                     | 169<br>107<br>276   | 5   | -                                      | 661<br>38<br>699  | 3                        | 3   | 22            | 3              | 3      | 303 | 275   | 1,819<br>3,063<br>4,882 | Totaal   |

| Age groups<br>Ouderdomsgroepe | Marital status - Huwelikstaat  |        |                    |        |                      |       |                    |       |       |       |     |     |     |
|-------------------------------|--------------------------------|--------|--------------------|--------|----------------------|-------|--------------------|-------|-------|-------|-----|-----|-----|
|                               | Never married<br>Nooit getroud |        | Married<br>Getroud |        | Widowed<br>Wedustaat |       | Divorced<br>Geskei |       | ?     |       |     |     |     |
|                               | M.                             | F.-V.  | M.                 | F.-V.  | M.                   | F.-V. | M.                 | F.-V. | M.    | F.-V. |     |     |     |
| 0 - 14                        | 38,923                         | 41,989 | -                  | -      | -                    | -     | -                  | -     | -     | -     | -   | -   | -   |
| 15 - 19                       | 20,852                         | 9,474  | 670                | 591    | -                    | 4     | 1                  | 3     | 11    | 2     | 2   | 2   | 2   |
| 20 - 24                       | 29,393                         | 6,607  | 7,080              | 4,666  | 19                   | 39    | 13                 | 67    | 362   | 59    | 59  | 59  | 59  |
| 25 - 29                       | 16,341                         | 3,084  | 16,023             | 7,223  | 66                   | 152   | 51                 | 137   | 324   | 42    | 42  | 42  | 42  |
| 30 - 34                       | 6,473                          | 1,387  | 17,621             | 6,632  | 113                  | 267   | 111                | 174   | 206   | 24    | 24  | 24  | 24  |
| 35 - 39                       | 3,583                          | 675    | 17,069             | 5,435  | 173                  | 408   | 116                | 179   | 122   | 16    | 16  | 16  | 16  |
| 40 - 44                       | 1,754                          | 382    | 14,978             | 4,383  | 237                  | 739   | 125                | 167   | 71    | 7     | 7   | 7   | 7   |
| 45 - 49                       | 951                            | 183    | 11,631             | 2,781  | 243                  | 829   | 94                 | 128   | 46    | 7     | 7   | 7   | 7   |
| 50 - 54                       | 407                            | 93     | 6,388              | 1,599  | 212                  | 870   | 54                 | 56    | 16    | 3     | 3   | 3   | 3   |
| 55 - 59                       | 214                            | 44     | 3,787              | 907    | 177                  | 796   | 36                 | 33    | 7     | 6     | 6   | 6   | 6   |
| 60 - 64                       | 117                            | 35     | 1,713              | 587    | 133                  | 942   | 24                 | 18    | 4     | 5     | 5   | 5   | 5   |
| 65 - 69                       | 51                             | 20     | 894                | 295    | 115                  | 572   | 10                 | 7     | 2     | 3     | 3   | 3   | 3   |
| 70 - 74                       | 42                             | 20     | 496                | 171    | 97                   | 441   | 6                  | 4     | 2     | 2     | 2   | 2   | 2   |
| 75+                           | 1,846                          | 46     | 578                | 159    | 217                  | 804   | 4                  | 3     | 7     | 11    | 11  | 11  | 11  |
| ?                             | 430                            | 59     | 128                | 73     | 6                    | 20    | 3                  | 3     | 27    | 12    | 12  | 12  | 12  |
| Total-Totaal                  | 119,246                        | 64,009 | 99,056             | 35,502 | 1,808                | 6,883 | 648                | 979   | 1,207 | 199   | 199 | 199 | 199 |

| Home language and age groups<br>Huisstaal en ouderdomsgroepe | Total<br>Totaal | Literacy - Gelettertheid        |        |                         |       |                    |        |       |       |       |     |     |     |
|--|-----------------|---------------------------------|--------|-------------------------|-------|--------------------|--------|-------|-------|-------|-----|-----|-----|
|  |                 | Read and write<br>Lees en skryf |        | Read only<br>Slegs lees |       | Neither<br>Geeneen |        | ?     |       |       |     |     |     |
|  |                 | M.                              | F.-V.  | M.                      | F.-V. | M.                 | F.-V.  | M.    | F.-V. |       |     |     |     |
| Xhosa  | 4,069           | -                               | -      | 249                     | 247   | 1,939              | 2,130  | 41    | 37    | -     | -   | -   | -   |
|  | 6,039           | 1,286                           | 1,534  | 80                      | 80    | 1,357              | 1,348  | 331   | 19    | 41    | 37  | 37  | 37  |
|  | 19,149          | 8,003                           | 2,078  | 182                     | 20    | 8,245              | 8,245  | 653   | 109   | 653   | 109 | 109 | 109 |
|  | 32,999          | 10,998                          | 4,184  | 6                       | 2     | 15,734             | 1,477  | 11    | 14    | 11    | 14  | 14  | 14  |
|  | 68              | 201                             | 161    | 6                       | 2     | 28                 | 11     | 7     | 4     | 7     | 4   | 4   | 4   |
| Total-Totaal   | 63,190          | 20,502                          | 7,962  | 517                     | 331   | 27,150             | 5,502  | 1,043 | 183   | 1,043 | 183 | 183 | 183 |
| Zulu   | 9,693           | -                               | -      | 627                     | 681   | 4,628              | 5,055  | 117   | 143   | -     | -   | -   | -   |
|  | 16,198          | 3,324                           | 3,863  | 87                      | 94    | 3,695              | 3,748  | 144   | 105   | 144   | 105 | 105 | 105 |
|  | 16,442          | 5,598                           | 6,408  | 348                     | 264   | 9,565              | 1,378  | 508   | 354   | 508   | 354 | 354 | 354 |
|  | 32,146          | 9,308                           | 6,408  | 16                      | 9     | 423                | 583    | 28    | 49    | 28    | 49  | 49  | 49  |
|  | 1,395           | 186                             | 104    | 1                       | 3     | 29                 | 30     | 8     | 10    | 8     | 10  | 10  | 10  |
|  | 128             | 25                              | 22     | 1                       | 1     | 3                  | 13     | 2     | 2     | 2     | 2   | 2   | 2   |
| Total-Totaal   | 76,002          | 18,441                          | 15,929 | 1,079                   | 1,051 | 21,844             | 16,195 | 802   | 661   | 802   | 661 | 661 | 661 |
| Swazi  | 2,594           | -                               | -      | 193                     | 201   | 1,265              | 1,329  | 44    | 48    | -     | -   | -   | -   |
|  | 4,411           | 824                             | 1,034  | 33                      | 35    | 1,090              | 1,090  | 44    | 48    | 44    | 48  | 48  | 48  |
|  | 4,648           | 1,377                           | 1,530  | 94                      | 94    | 3,449              | 3,449  | 160   | 158   | 160   | 158 | 158 | 158 |
|  | 10,229          | 2,594                           | 1,784  | 6                       | 1     | 122                | 185    | 7     | 18    | 7     | 18  | 18  | 18  |
|  | 390             | 36                              | 15     | 1                       | 1     | 5                  | 13     | 2     | 2     | 2     | 2   | 2   | 2   |
| Total-Totaal   | 22,302          | 4,837                           | 4,365  | 327                     | 332   | 6,850              | 5,059  | 257   | 275   | 257   | 275 | 275 | 275 |
| Ndabele  | 2,441           | -                               | -      | 167                     | 159   | 1,231              | 1,210  | 53    | 55    | -     | -   | -   | -   |
|  | 4,311           | 752                             | 839    | 24                      | 18    | 1,175              | 1,111  | 43    | 28    | 43    | 28  | 28  | 28  |
|  | 3,703           | 1,203                           | 1,186  | 88                      | 71    | 1,777              | 1,698  | 107   | 110   | 107   | 110 | 110 | 110 |
|  | 6,593           | 1,765                           | 1,967  | 3                       | 2     | 130                | 162    | 10    | 16    | 10    | 16  | 16  | 16  |
|  | 378             | 44                              | 11     | 1                       | 1     | 10                 | 6      | 1     | 1     | 1     | 1   | 1   | 1   |
| Total-Totaal   | 17,444          | 3,770                           | 3,006  | 282                     | 251   | 4,903              | 4,808  | 214   | 210   | 214   | 210 | 210 | 210 |
| Sesheo   | 4,113           | -                               | -      | 238                     | 271   | 2,014              | 2,099  | 63    | 56    | -     | -   | -   | -   |
|  | 6,664           | 1,355                           | 1,639  | 53                      | 29    | 1,494              | 1,548  | 67    | 67    | 67    | 67  | 67  | 67  |
|  | 10,364          | 3,894                           | 2,397  | 183                     | 125   | 8,591              | 2,521  | 261   | 159   | 261   | 159 | 159 | 159 |
|  | 23,470          | 7,473                           | 4,157  | 11                      | 11    | 215                | 314    | 15    | 23    | 15    | 23  | 23  | 23  |
|  | 820             | 152                             | 79     | 1                       | 1     | 12                 | 15     | 3     | 5     | 3     | 5   | 5   | 5   |
| Total-Totaal   | 45,485          | 12,883                          | 8,281  | 486                     | 436   | 15,781             | 6,936  | 409   | 273   | 409   | 273 | 273 | 273 |
| Tswana   | 2,668           | -                               | -      | 267                     | 253   | 1,346              | 1,322  | 36    | 33    | -     | -   | -   | -   |
|  | 4,800           | 1,105                           | 1,337  | 30                      | 10    | 889                | 1,322  | 24    | 12    | 24    | 12  | 12  | 12  |
|  | 4,737           | 1,732                           | 1,826  | 30                      | 87    | 2,083              | 1,027  | 103   | 100   | 103   | 100 | 100 | 100 |
|  | 6,908           | 3,031                           | 2,347  | 14                      | 9     | 148                | 233    | 10    | 20    | 10    | 20  | 20  | 20  |
|  | 593             | 98                              | 64     | 1                       | 1     | 9                  | 9      | 1     | 1     | 1     | 1   | 1   | 1   |
| Total-Totaal   | 21,732          | 6,090                           | 5,581  | 401                     | 359   | 5,308              | 3,655  | 173   | 165   | 173   | 165 | 165 | 165 |
| Sepedi   | 3,776           | -                               | -      | 240                     | 262   | 1,831              | 1,945  | 63    | 59    | -     | -   | -   | -   |
|  | 5,756           | 1,106                           | 1,280  | 70                      | 23    | 1,420              | 1,420  | 136   | 136   | 136   | 136 | 136 | 136 |
|  | 8,383           | 3,415                           | 1,781  | 246                     | 70    | 2,454              | 1,459  | 408   | 184   | 408   | 184 | 184 | 184 |
|  | 18,491          | 6,945                           | 2,302  | 7                       | 1     | 144                | 161    | 13    | 24    | 13    | 24  | 24  | 24  |
|  | 446             | 60                              | 36     | 2                       | 2     | 11                 | 5      | 4     | 4     | 4     | 4   | 4   | 4   |
| Total-Totaal   | 36,886          | 11,535                          | 5,402  | 565                     | 356   | 12,272             | 5,830  | 624   | 302   | 624   | 302 | 302 | 302 |

TABLE 53 - HOME LANGUAGE BY LITERACY AND AGE

| Home language and age groups<br>Huis taal en ouderdomsgroepe | Literacy - Geletterdheid        |        |                         |       |                    |        |       |       |    |       |
|--|---------------------------------|--------|-------------------------|-------|--------------------|--------|-------|-------|----|-------|
|  | Read and write<br>Lees en skryf |        | Read only<br>Slegs lees |       | Neither<br>Geeneen |        | ?     |       |    |       |
|  | M.                              | F.-V.  | M.                      | F.-V. | M.                 | F.-V.  | M.    | F.-V. | M. | F.-V. |
| O - 4  | 286                             | 241    | 100                     | 97    | 552                | 521    | 17    | 9     | 1  | 9     |
| 5 - 14   | 1,768                           | 278    | 18                      | 7     | 309                | 354    | 42    | 8     | 1  | 8     |
| 15 - 24  | 6,081                           | 390    | 151                     | 38    | 2,959              | 193    | 190   | 32    | 1  | 32    |
| 25 - 64  | 37                              | 4      | 2                       | 2     | 10,478             | 539    | 3     | 2     | 1  | 2     |
| 65+  | 158                             | 1      | 1                       | 142   | 87                 | 23     | 1     | 51    | 1  | 51    |
| Total-Totaal   | 8,118                           | 914    | 272                     | 152   | 14,405             | 1,650  | 253   | 51    | 1  | 51    |
| O - 4  | 33                              | 35     | 20                      | 11    | 93                 | 98     | 1     | 3     | 1  | 3     |
| 5 - 14   | 230                             | 39     | 5                       | 3     | 54                 | 73     | 5     | 3     | 1  | 3     |
| 15 - 24  | 485                             | 230    | 22                      | 3     | 159                | 43     | 38    | 11    | 1  | 11    |
| 25 - 64  | 463                             | 46     | 22                      | 11    | 647                | 127    | 1     | 1     | 1  | 1     |
| 65+  | 5                               | 5      | 47                      | 15    | 20                 | 2      | 45    | 17    | 1  | 17    |
| Total-Totaal   | 731                             | 120    | 150                     | 32    | 975                | 352    | 85    | 28    | 1  | 28    |
| O - 4  | 22                              | 28     | 12                      | 13    | 59                 | 53     | 6     | 1     | 1  | 6     |
| 5 - 14   | 165                             | 21     | 35                      | 2     | 41                 | 42     | 169   | 6     | 1  | 6     |
| 15 - 24  | 6,616                           | 21     | 103                     | 2     | 4,178              | 13     | 211   | 6     | 1  | 6     |
| 25 - 64  | 10,753                          | 43     | 1                       | 1     | 6,602              | 48     | 2     | 1     | 1  | 2     |
| 65+  | 3,738                           | 4      | 1                       | 1     | 26                 | 4      | 6     | 1     | 1  | 6     |
| Total-Totaal   | 14                              | 92     | 150                     | 16    | 10,916             | 161    | 394   | 7     | 1  | 7     |
| O - 4  | 5,986                           | 159    | 4                       | 4     | 111                | 145    | 4,222 | 8     | 1  | 8     |
| Total-Totaal   | 17,722                          | 92     | 150                     | 16    | 10,916             | 161    | 394   | 7     | 1  | 7     |
| O - 4  | 1                               | 1      | 1                       | 1     | 1                  | 1      | 1     | 1     | 1  | 1     |
| 5 - 14   | 1                               | 1      | 1                       | 1     | 1                  | 1      | 1     | 1     | 1  | 1     |
| 15 - 24  | 7                               | 5      | 5                       | 5     | 5                  | 5      | 5     | 5     | 5  | 5     |
| 25 - 64  | 2                               | 2      | 2                       | 2     | 2                  | 2      | 2     | 2     | 2  | 2     |
| 65+  | 2                               | 2      | 2                       | 2     | 2                  | 2      | 2     | 2     | 2  | 2     |
| Total-Totaal   | 17                              | 15     | 15                      | 15    | 15                 | 15     | 15    | 15    | 15 | 15    |
| O - 4  | 65                              | 19     | 9                       | 3     | 26                 | 39     | 1     | 1     | 1  | 1     |
| 5 - 14   | 118                             | 37     | 32                      | 1     | 35                 | 55     | 1     | 1     | 1  | 1     |
| 15 - 24  | 96                              | 99     | 41                      | 1     | 41                 | 49     | 5     | 3     | 1  | 3     |
| 25 - 64  | 288                             | 4      | 1                       | 1     | 6                  | 10     | 1     | 1     | 1  | 1     |
| 65+  | 26                              | 4      | 1                       | 1     | 6                  | 10     | 1     | 1     | 1  | 1     |
| Total-Totaal   | 593                             | 152    | 10                      | 4     | 111                | 145    | 8     | 4     | 1  | 4     |
| Grand total - Groot-totaal                                   | 93,047                          | 51,816 | 4,136                   | 3,293 | 120,515            | 50,294 | 4,222 | 2,148 | 1  | 2,148 |

TABLE 54 - HOME LANGUAGE BY LANGUAGES SPOKEN AND AGE

| Home language and age groups<br>Huis taal en ouderdomsgroepe | Languages spoken - Tale gepraat |        |                                       |       |  |       |   |       |                |       |
|--|---------------------------------|--------|---------------------------------------|-------|--|-------|---|-------|----------------|-------|
|  | Bantu only<br>Slegs Bantoe      |        | Bantu and English<br>Bantoe en Engels |       | Bantu and Afrikaans<br>Bantoe en Afrikaans |       | Bantu, English<br>and Afrikaans<br>Bantoe, Engels<br>en Afrikaans |       | Other<br>Ander |       |
|  | M.                              | F.-V.  | M.                                    | F.-V. | M.   | F.-V. | M.  | F.-V. | M.             | F.-V. |
| O - 4  | 2,854                           | 1,216  | 253                                   | 72    | 58   | 720   | 203   | 2     | 2              | 2     |
| 5 - 14   | 3,102                           | 1,486  | 2,083                                 | 622   | 176  | 2,284 | 647   | 2     | 2              | 2     |
| 15 - 24  | 10,778                          | 1,972  | 4,230                                 | 1,269 | 359  | 3,373 | 954   | 4     | 4              | 4     |
| 25 - 64  | 18,495                          | 3,130  | 1,195                                 | 84    | 24   | 98    | 28  | 2     | 2              | 2     |
| 65+  | 273                             | 138    | 6                                     | 2     | 1  | 3     | 1   | 1     | 1              | 1     |
| Total-Totaal   | 35,508                          | 7,987  | 6,697                                 | 2,186 | 618  | 6,478 | 1,832   | 8     | 8              | 8     |
| O - 4  | 3,759                           | 5,935  | 408                                   | 377   | 304  | 1,492 | 1,204   | 1     | 1              | 1     |
| 5 - 14   | 4,147                           | 7,935  | 719                                   | 1,218 | 984  | 3,635 | 2,935   | 1     | 1              | 1     |
| 15 - 24  | 4,373                           | 1,997  | 1,878                                 | 2,794 | 2,258                                      | 4,493 | 3,683   | 3     | 3              | 3     |
| 25 - 64  | 11,019                          | 4,563  | 48                                    | 145   | 117  | 56    | 56  | 1     | 1              | 1     |
| 65+  | 290                             | 631    | 5                                     | 15    | 14   | 14    | 10  | 1     | 1              | 1     |
| Total-Totaal   | 23,597                          | 21,121 | 3,059                                 | 4,549 | 3,673                                      | 9,704 | 7,834   | 6     | 6              | 6     |
| O - 4  | 995                             | 1,599  | 119                                   | 84    | 69   | 356   | 295   | 1     | 1              | 1     |
| 5 - 14   | 1,137                           | 2,259  | 173                                   | 406   | 337  | 766   | 647   | 1     | 1              | 1     |
| 15 - 24  | 1,297                           | 4,604  | 410                                   | 971   | 807  | 1,233 | 1,022   | 1     | 1              | 1     |
| 25 - 64  | 3,825                           | 1,622  | 9                                     | 43    | 4  | 16    | 13  | 1     | 1              | 1     |
| 65+  | 82                              | 185    | 2                                     | 6     | 4  | 2     | 2   | 1     | 1              | 1     |
| Total-Totaal   | 7,346                           | 6,269  | 713                                   | 1,510 | 1,252                                      | 2,531 | 2,087   | 1     | 1              | 1     |
| O - 4  | 783                             | 1,658  | 68                                    | 175   | 175  | 258   | 259   | 1     | 1              | 1     |
| 5 - 14   | 874                             | 2,434  | 81                                    | 539   | 541  | 706   | 708   | 1     | 1              | 1     |
| 15 - 24  | 682                             | 2,811  | 138                                   | 1,118 | 877  | 880   | 880   | 1     | 1              | 1     |
| 25 - 64  | 1,536                           | 281    | 13                                    | 61    | 19   | 19    | 19  | 1     | 1              | 1     |
| 65+  | 51                              | 165    | 1                                     | 9     | 3  | 3     | 3   | 1     | 1              | 1     |
| Total-Totaal   | 3,932                           | 5,406  | 287                                   | 1,902 | 1,904                                      | 1,863 | 1,867   | 1     | 1              | 1     |
| O - 4  | 2,160                           | 1,954  | 217                                   | 116   | 114  | 563   | 434   | 1     | 1              | 1     |
| 5 - 14   | 2,444                           | 2,564  | 556                                   | 666   | 356  | 1,535 | 1,180   | 1     | 1              | 1     |
| 15 - 24  | 4,360                           | 1,414  | 1,379                                 | 2,019 | 1,082                                      | 2,537 | 1,949   | 1     | 1              | 1     |
| 25 - 64  | 10,214                          | 3,145  | 21                                    | 129   | 69   | 70    | 55  | 1     | 1              | 1     |
| 65+  | 821                             | 251    | 2                                     | 6     | 4  | 3     | 4   | 1     | 1              | 1     |
| Total-Totaal   | 19,836                          | 9,328  | 2,175                                 | 3,032 | 1,625                                      | 4,708 | 3,622   | 4     | 4              | 4     |
| O - 4  | 1,068                           | 1,600  | 142                                   | 110   | 38   | 527   | 417   | 1     | 1              | 1     |
| 5 - 14   | 1,233                           | 2,285  | 165                                   | 130   | 159  | 1,398 | 1,108   | 1     | 1              | 1     |
| 15 - 24  | 1,087                           | 488    | 383                                   | 304   | 489  | 1,981 | 1,569   | 1     | 1              | 1     |
| 25 - 64  | 1,034                           | 1,034  | 70                                    | 70    | 56   | 52    | 52  | 1     | 1              | 1     |
| 65+  | 107                             | 222    | 11                                    | 9     | 3  | 3     | 3   | 1     | 1              | 1     |
| Total-Totaal   | 6,040                           | 5,629  | 701                                   | 553   | 745  | 3,973 | 3,149   | 2     | 2              | 2     |
| O - 4  | 2,139                           | 1,637  | 151                                   | 71    | 46   | 284   | 284   | 1     | 1              | 1     |
| 5 - 14   | 2,389                           | 2,111  | 306                                   | 144   | 849  | 1,979 | 1,569   | 1     | 1              | 1     |
| 15 - 24  | 2,929                           | 847    | 777                                   | 2,130 | 1,000                                      | 3,512 | 1,650   | 1     | 1              | 1     |
| 25 - 64  | 7,157                           | 1,902  | 12                                    | 54    | 26   | 39    | 39  | 1     | 1              | 1     |
| 65+  | 446                             | 142    | 2                                     | 1     | 2  | 2     | 2   | 1     | 1              | 1     |
| Total-Totaal   | 14,785                          | 6,639  | 1,248                                 | 586   | 1,473                                      | 6,138 | 2,883   | 1     | 1              | 1     |

TABEL 54 - HUISTAAL VOLGENS TALE GEPRAAFT EN OUDERDOM

BANTU TABLE 54 - HOME LANGUAGE BY LANGUAGES SPOKEN AND AGE

| Home language and age groups<br>Huisstaal en ouderdomsgroepe | Languages spoken - Tale gepraat |         |        |                                       |        |        |  |        |    |   |    |       |
|--|---------------------------------|---------|--------|---------------------------------------|--------|--------|--|--------|----|---|----|-------|
|  | Bantu only<br>Slegs Bantoe      |         |        | Bantu and English<br>Bantoe en Engels |        |        | Bantu and Afrikaans<br>Bantoe en Afrikaans |        |    | Bantu, English<br>and Afrikaans<br>Bantoe, Engels<br>en Afrikaans |    |       |
|  | M.                              | F.-V.   | M.     | F.-V.                                 | M.     | F.-V.  | M.   | F.-V.  | M. | F.-V.   | M. | F.-V. |
| O - 4  | 918                             | 155     | -      | -                                     | -      | -      | -  | -      | -  | -   | -  | -     |
| 5 - 14   | 906                             | 169     | 44     | 5                                     | 28     | 3      | 177  | 21     | -  | -   | -  |       |
| 15 - 24  | 4,232                           | 382     | 114    | 14                                    | 137    | 17     | 374  | 44     | -  | -   | -  |       |
| 25 - 64  | 17,921                          | 1,099   | 642    | 77                                    | 469    | 56     | 872  | 105    | -  | -   | -  |       |
| 65+  | 188                             | 20      | 13     | 1                                     | 8      | 1      | 9  | 1      | -  | -   | -  |       |
| Total-Totaal   | 20,786                          | 1,785   | 814    | 97                                    | 643    | 77     | 1,434                                      | 171    | -  | -   | -  |       |
| O - 4  | 134                             | 57      | 9      | 3                                     | 5      | 2      | 24   | 7      | -  | -   | -  |       |
| 5 - 14   | 230                             | 123     | 27     | 7                                     | 55     | 16     | 100  | 28     | -  | -   | -  |       |
| 15 - 24  | 485                             | 213     | 94     | 25                                    | 194    | 42     | 182  | 52     | -  | -   | -  |       |
| 25 - 64  | 1,357                           | 691     | 4      | 2                                     | 6      | 2      | 4  | -      | -  | -   | -  |       |
| 65+  | 37                              | 13      | 1      | -                                     | -      | -      | -  | -      | -  | -   | -  |       |
| Total-Totaal   | 2,302                           | 1,175   | 134    | 37                                    | 220    | 62     | 311  | 87     | -  | -   | -  |       |
| O - 4  | 112                             | 3       | 8      | -                                     | 24     | -      | 19   | -      | -  | -   | -  |       |
| 5 - 14   | 108                             | 3       | 8      | -                                     | 24     | -      | 19   | -      | -  | -   | -  |       |
| 15 - 24  | 6,620                           | 71      | 264    | 4                                     | 49     | 1      | 45   | 1      | -  | -   | -  |       |
| 25 - 64  | 9,714                           | 103     | 611    | 11                                    | 170    | 3      | 139  | 2      | -  | -   | -  |       |
| 65+  | 46                              | 30      | 6      | -                                     | 4      | -      | 6  | -      | -  | -   | -  |       |
| Total-Totaal   | 17,734                          | 180     | 890    | 15                                    | 247    | 4      | 209  | 3      | -  | -   | -  |       |
| O - 4  | 65                              | -       | -      | -                                     | 18     | -      | 16   | -      | -  | -   | -  |       |
| 5 - 14   | 118                             | -       | -      | -                                     | 9      | -      | 25   | -      | -  | -   | -  |       |
| 15 - 24  | 37                              | -       | -      | -                                     | 21     | -      | 77   | -      | -  | -   | -  |       |
| 25 - 64  | 286                             | -       | -      | -                                     | 5      | -      | 11   | -      | -  | -   | -  |       |
| 65+  | 26                              | -       | -      | -                                     | -      | -      | -  | -      | -  | -   | -  |       |
| Total-Totaal   | 594                             | 70      | -      | -                                     | 53     | -      | 121  | -      | -  | -   | -  |       |
| O - 4  | -                               | -       | -      | -                                     | -      | -      | -  | -      | -  | -   | -  |       |
| 5 - 14   | -                               | -       | -      | -                                     | -      | -      | -  | -      | -  | -   | -  |       |
| 15 - 24  | 1                               | -       | -      | -                                     | -      | -      | 1  | -      | -  | -   | -  |       |
| 25 - 64  | 7                               | -       | -      | -                                     | -      | -      | 7  | -      | -  | -   | -  |       |
| 65+  | -                               | -       | -      | -                                     | -      | -      | -  | -      | -  | -   | -  |       |
| Total-Totaal   | 8                               | -       | -      | -                                     | -      | -      | 8  | -      | -  | -   | -  |       |
| Grand total - Groot-totaal                                   | 329,537                         | 149,247 | 16,718 | 7,692                                 | 18,421 | 11,574 | 37,470                                     | 23,676 | -  | -   | -  |       |

TABEL 55 - TYPE OF RESIDENTIAL AREA BY HOME LANGUAGE AND AGE MALE AND FEMALE

TABEL 55 - TIFE WOONGEBIED VOLGENS HUISTAAL EN OUDERDOM MANLIK EN VROULIK

| Type of residential area and age groups | Home language - Huisstaal |        |               |        |        |        |         |        |                |        |        |        |        |        |                              |        |       |        |                                   |        |                |        |                   |        |   |        |       |        |   |   |
|---|---------------------------|--------|---------------|--------|--------|--------|---------|--------|----------------|--------|--------|--------|--------|--------|------------------------------|--------|-------|--------|-----------------------------------|--------|----------------|--------|-------------------|--------|---|--------|-------|--------|---|---|
|   | Xhosa                     |        | Zulu<br>Zoele |        | Swazi  |        | Ndebele |        | Sehoo-<br>shoe |        | Tswana |        | Sepedi |        | Shan-<br>gan<br>Sjan-<br>gan |        | Venda |        | Other<br>Bantu<br>Ander<br>Bantoe |        | Afri-<br>kaans |        | English<br>Engels |        | Tipe woongebied en ouderdoms-<br>groepe |        |       |        |   |   |
|   | Total                     | Totaal | Total         | Totaal | Total  | Totaal | Total   | Totaal | Total          | Totaal | Total  | Totaal | Total  | Totaal | Total                        | Totaal | Total | Totaal | Total                             | Totaal | Total          | Totaal | Total             | Totaal | Total                                   | Totaal | Total | Totaal |   |   |
| Municipal locations                     | 63,919                    | 7,542  | 20,811        | 5,741  | 4,826  | 8,280  | 6,708   | 7,756  | 1,682          | 277    | 177    | 119    | -      | -      | -                            | -      | -     | -      | -                                 | -      | -              | -      | -                 | -      | -                                       | -      | -     | -      | - |   |
| O - 4                                   | 25,723                    | 2,985  | 8,575         | 2,308  | 1,901  | 3,272  | 2,960   | 3,013  | 96             | 34     | 50     | 34     | -      | -      | -                            | -      | -     | -      | -                                 | -      | -              | -      | -                 | -      | -                                       | -      | -     | -      | - |   |
| 15 - 24                                 | 40,279                    | 4,787  | 12,510        | 3,573  | 2,611  | 5,572  | 3,896   | 5,447  | 1,499          | 212    | 87     | 82     | -      | -      | -                            | -      | -     | -      | -                                 | -      | -              | -      | -                 | -      | -                                       | -      | -     | -      | - |   |
| 25 - 44                                 | 19,321                    | 2,881  | 5,840         | 1,484  | 1,120  | 3,066  | 2,158   | 2,109  | 85             | 69     | 57     | 57     | -      | -      | -                            | -      | -     | -      | -                                 | -      | -              | -      | -                 | -      | -                                       | -      | -     | -      | - |   |
| 45 +                                    | 128                       | 11     | 52            | 13     | 7      | 15     | 16      | 10     | 3              | -      | -      | -      | -      | -      | -                            | -      | -     | -      | -                                 | -      | -              | -      | -                 | -      | -                                       | -      | -     | -      | - |   |
| Total                                   | 149,370                   | 18,206 | 47,788        | 13,119 | 10,465 | 20,205 | 15,738  | 18,335 | 4,165          | 670    | 363    | 313    | -      | -      | -                            | -      | -     | -      | -                                 | -      | -              | -      | -                 | -      | -                                       | -      | -     | -      | - |   |
| Municipal compounds                     | 135                       | 56     | 41            | -      | 11     | 9      | 3       | 14     | 1              | -      | -      | -      | -      | -      | -                            | -      | -     | -      | -                                 | -      | -              | -      | -                 | -      | -                                       | -      | -     | -      | - |   |
| O - 4                                   | 947                       | 198    | 217           | 25     | 46     | 71     | 35      | 279    | 59             | 17     | -      | -      | -      | -      | -                            | -      | -     | -      | -                                 | -      | -              | -      | -                 | -      | -                                       | -      | -     | -      | - |   |
| 15 - 24                                 | 3,019                     | 700    | 609           | 87     | 144    | 246    | 99      | 819    | 243            | 68     | 4      | -      | -      | -      | -                            | -      | -     | -      | -                                 | -      | -              | -      | -                 | -      | -                                       | -      | -     | -      | - |   |
| 25 - 44                                 | 540                       | 149    | 131           | 9      | 8      | 72     | 25      | 108    | 29             | 8      | -      | -      | -      | -      | -                            | -      | -     | -      | -                                 | -      | -              | -      | -                 | -      | -                                       | -      | -     | -      | - |   |
| 45 +                                    | -                         | -      | -             | -      | -      | -      | -       | -      | -              | -      | -      | -      | -      | -      | -                            | -      | -     | -      | -                                 | -      | -              | -      | -                 | -      | -                                       | -      | -     | -      | - |   |
| Total                                   | 4,641                     | 1,103  | 998           | 121    | 209    | 398    | 162     | 1,220  | 332            | 93     | 4      | 1      | -      | -      | -                            | -      | -     | -      | -                                 | -      | -              | -      | -                 | -      | -                                       | -      | -     | -      | - |   |
| Other urban areas                       | 4,988                     | 882    | 1,660         | 390    | 425    | 961    | 158     | 374    | 93             | 22     | 29     | 14     | -      | -      | -                            | -      | -     | -      | -                                 | -      | -              | -      | -                 | -      | -                                       | -      | -     | -      | - | - |
| O - 4                                   | 3,738                     | 1,150  | 2,920         | 1,003  | 999    | 1,354  | 470     | 1,340  | 236            | 83     | 130    | 30     | -      | -      | -                            | -      | -     | -      | -                                 | -      | -              | -      | -                 | -      | -                                       | -      | -     | -      | - | - |
| 15 - 24                                 | 18,334                    | 2,435  | 4,857         | 1,647  | 1,233  | 2,306  | 847     | 2,638  | 839            | 216    | 640    | 73     | -      | -      | -                            | -      | -     | -      | -                                 | -      | -              | -      | -                 | -      | -                                       | -      | -     | -      | - | - |
| 25 - 44                                 | 5,012                     | 933    | 1,266         | 349    | 246    | 945    | 256     | 423    | 226            | 96     | 182    | 29     | -      | -      | -                            | -      | -     | -      | -                                 | -      | -              | -      | -                 | -      | -                                       | -      | -     | -      | - | - |
| 45 +                                    | 134                       | 15     | 54            | 10     | 15     | 29     | 7       | 14     | 8              | 1      | 1      | -      | -      | -      | -                            | -      | -     | -      | -                                 | -      | -              | -      | -                 | -      | -                                       | -      | -     | -      | - | - |
| Total                                   | 38,226                    | 5,475  | 10,757        | 3,399  | 2,918  | 6,195  | 1,718   | 4,789  | 1,402          | 420    | 1,002  | 146    | -      | -      | -                            | -      | -     | -      | -                                 | -      | -              | -      | -                 | -      | -                                       | -      | -     | -      | - | - |
| Sub-urban areas                         | 1,480                     | 130    | 526           | 120    | 251    | 225    | 28      | 90     | 37             | 10     | 24     | 29     | -      | -      | -                            | -      | -     | -      | -                                 | -      | -              | -      | -                 | -      | -                                       | -      | -     | -      | - | - |
| O - 4                                   | 812                       | 55     | 243           | 69     | 121    | 131    | 19      | 108    | 33             | 14     | 15     | 4      | -      | -      | -                            | -      | -     | -      | -                                 | -      | -              | -      | -                 | -      | -                                       | -      | -     | -      | - | - |
| 15 - 24                                 | 1,603                     | 152    | 453           | 126    | 159    | 215    | 33      | 161    | 92             | 30     | 164    | 18     | -      | -      | -                            | -      | -     | -      | -                                 | -      | -              | -      | -                 | -      | -                                       | -      | -     | -      | - | - |
| 25 - 44                                 | 683                       | 97     | 179           | 47     | 67     | 113    | 14      | 42     | 29             | 15     | 68     | 12     | -      | -      | -                            | -      | -     | -      | -                                 | -      | -              | -      | -                 | -      | -                                       | -      | -     | -      | - | - |
| 45 +                                    | 22                        | 2      | 7             | 5      | 2      | 2      | 1       | 5      | 2              | -      | -      | -      | -      | -      | -                            | -      | -     | -      | -                                 | -      | -              | -      | -                 | -      | -                                       | -      | -     | -      | - | - |
| Total                                   | 4,600                     | 436    | 1,408         | 367    | 610    | 685    | 94      | 406    | 191            | 69     | 271    | 63     | -      | -      | -                            | -      | -     | -      | -                                 | -      | -              | -      | -                 | -      | -                                       | -      | -     | -      | - | - |
| Quasi-urban townships                   | 5,281                     | 564    | 1,342         | 377    | 431    | 399    | 489     | 1,021  | 528            | 94     | 22     | 14     | -      | -      | -                            | -      | -     | -      | -                                 | -      | -              | -      | -                 | -      | -                                       | -      | -     | -      | - | - |
| O - 4                                   | 2,010                     | 179    | 587           | 144    | 175    | 142    | 194     | 374    | 183            | 25     | 4      | 3      | -      | -      | -                            | -      | -     | -      | -                                 | -      | -              | -      | -                 | -      | -                                       | -      | -     | -      | - | - |
| 15 - 24                                 | 3,457                     | 352    | 777           | 208    | 253    | 275    | 250     | 803    | 432            | 85     | 15     | 7      | -      | -      | -                            | -      | -     | -      | -                                 | -      | -              | -      | -                 | -      | -                                       | -      | -     | -      | - | - |
| 25 - 44                                 | 1,331                     | 174    | 336           | 70     | 102    | 129    | 141     | 204    | 125            | 35     | 10     | 5      | -      | -      | -                            | -      | -     | -      | -                                 | -      | -              | -      | -                 | -      | -                                       | -      | -     | -      | - | - |
| 45 +                                    | 3                         | 1      | 2             | -      | -      | -      | -       | -      | -              | -      | -      | -      | -      | -      | -                            | -      | -     | -      | -                                 | -      | -              | -      | -                 | -      | -                                       | -      | -     | -      | - | - |
| Total                                   | 12,082                    | 1,270  | 3,044         | 799    | 961    | 945    | 1,074   | 2,402  | 1,268          | 239    | 51     | 29     | -      | -      | -                            | -      | -     | -      | -                                 | -      | -              | -      | -                 | -      | -                                       | -      | -     | -      | - | - |
| Industrial compounds                    | 43                        | 3      | 8             | 8      | 5      | 10     | 10      | 4      | 5              | -      | -      | -      | -      | -      | -                            | -      | -     | -      | -                                 | -      | -              | -      | -                 | -      | -                                       | -      | -     | -      | - | - |
| O - 4                                   | 2,192                     | 287    | 189           | 36     | 86     | 58     | 39      | 1,089  | 227            | 179    | 2      | -      | -      | -      | -                            | -      | -     | -      | -                                 | -      | -              | -      | -                 | -      | -                                       | -      | -     | -      | - | - |
| 15 - 24                                 | 6,224                     | 919    | 516           | 115    | 193    | 309    | 100     | 2,656  | 961            | 308    | 146    | 83     | -      | -      | -                            | -      | -     | -      | -                                 | -      | -              | -      | -                 | -      | -                                       | -      | -     | -      | - | - |
| 25 - 44                                 | 1,550                     | 322    | 146           | 28     | 48     | 116    | 33      | 514    | 159            | 80     | 83     | 1      | -      | -      | -                            | -      | -     | -      | -                                 | -      | -              | -      | -                 | -      | -                                       | -      | -     | -      | - | - |
| 45 +                                    | 5                         | -      | 2             | -      | -      | -      | -       | 2      | 2              | -      | -      | -      | -      | -      | -                            | -      | -     | -      | -                                 | -      | -              | -      | -                 | -      | -                                       | -      | -     | -      | - | - |
| Total                                   | 9,994                     | 1,531  | 861           | 187    | 332    | 493    | 172     | 4,265  | 1,352          | 567    | 232    | 2      | -      | -      | -                            | -      | -     | -      | -                                 | -      | -              | -      | -                 | -      | -                                       | -      | -     | -      | - | - |
| Mine compounds                          | 1,392                     | 559    | 273           | 31     | 19     | 302    |         |        |                |        |        |        |        |        |                              |        |       |        |                                   |        |                |        |                   |        |   |        |       |        |   |   |

TABEL 55 - TYPES WOONGEBIED VOLGENS HUISTAAL EN OUDERDOM  
MANLIK EN VROUWLIK

| Type of residential area and age groups | Home language - Huistaal |               |               |               |               |               |               |               |               |               | Total        | Type woongebied en ouderdoms-groep |             |              |               |            |              |               |
|---|--------------------------|---------------|---------------|---------------|---------------|---------------|---------------|---------------|---------------|---------------|--------------|------------------------------------|-------------|--------------|---------------|------------|--------------|---------------|
|   | Xhosa                    | Zulu          | ZoeLoe        | Swazi         | Ndebele       | Sehsoe-shoe   | Tswana        | Sepedi        | Shan-gaan     | Venda         |              |                                    | Other Bantu | Afri-kaans   | English       |            |              |               |
| <b>Construction gangs</b>               |                          |               |               |               |               |               |               |               |               |               |              |                                    |             |              |               |            |              |               |
| O - 14                                  | 16                       | 2             | 7             | 7             | 7             | 4             | 4             | 4             | 1             | 7             | 1            | 7                                  | 1           | 4            | 1             | 2          | 1            | 1             |
| 15 - 24                                 | 44                       | 10            | 4             | 8             | 4             | 14            | 14            | 16            | 3             | 16            | 5            | 33                                 | 12          | 37           | 2             | 37         | 3            | 3             |
| 25 - 44                                 | 176                      | 26            | 13            | 8             | 16            | 4             | 4             | 7             | 3             | 11            | 2            | 11                                 | 4           | 10           | 4             | 4          | 4            | 4             |
| 45 +                                    | 45                       | 10            | 6             | 4             | 4             | 4             | 4             | 4             | 4             | 4             | 4            | 4                                  | 4           | 4            | 4             | 4          | 4            | 4             |
| ?                                       | ?                        | ?             | ?             | ?             | ?             | ?             | ?             | ?             | ?             | ?             | ?            | ?                                  | ?           | ?            | ?             | ?          | ?            | ?             |
| <b>Total</b>                            | <b>294</b>               | <b>40</b>     | <b>31</b>     | <b>25</b>     | <b>31</b>     | <b>25</b>     | <b>25</b>     | <b>31</b>     | <b>25</b>     | <b>30</b>     | <b>10</b>    | <b>43</b>                          | <b>10</b>   | <b>43</b>    | <b>43</b>     | <b>43</b>  | <b>43</b>    | <b>43</b>     |
| <b>Government areas</b>                 |                          |               |               |               |               |               |               |               |               |               |              |                                    |             |              |               |            |              |               |
| O - 14                                  | 1                        | 1             | 1             | 1             | 1             | 1             | 1             | 1             | 1             | 1             | 1            | 1                                  | 1           | 1            | 1             | 1          | 1            | 1             |
| 15 - 24                                 | 46                       | 18            | 6             | 7             | 7             | 6             | 6             | 7             | 7             | 7             | 7            | 7                                  | 7           | 7            | 7             | 7          | 7            | 7             |
| 25 - 44                                 | 91                       | 12            | 5             | 5             | 5             | 5             | 5             | 5             | 5             | 5             | 5            | 5                                  | 5           | 5            | 5             | 5          | 5            | 5             |
| 45 +                                    | 32                       | 5             | 3             | 2             | 2             | 2             | 2             | 2             | 2             | 2             | 2            | 2                                  | 2           | 2            | 2             | 2          | 2            | 2             |
| ?                                       | ?                        | ?             | ?             | ?             | ?             | ?             | ?             | ?             | ?             | ?             | ?            | ?                                  | ?           | ?            | ?             | ?          | ?            | ?             |
| <b>Total</b>                            | <b>170</b>               | <b>35</b>     | <b>19</b>     | <b>10</b>     | <b>10</b>     | <b>10</b>     | <b>10</b>     | <b>10</b>     | <b>10</b>     | <b>10</b>     | <b>10</b>    | <b>10</b>                          | <b>10</b>   | <b>10</b>    | <b>10</b>     | <b>10</b>  | <b>10</b>    | <b>10</b>     |
| <b>Farms owned by whites</b>            |                          |               |               |               |               |               |               |               |               |               |              |                                    |             |              |               |            |              |               |
| O - 14                                  | 3,139                    | 383           | 508           | 280           | 655           | 508           | 38            | 169           | 22            | 22            | 12           | 16                                 | 6           | 16           | 6             | 16         | 6            | 6             |
| 15 - 24                                 | 1,555                    | 205           | 1,555         | 108           | 230           | 241           | 29            | 158           | 15            | 15            | 14           | 14                                 | 14          | 14           | 14            | 14         | 14           | 14            |
| 25 - 44                                 | 2,408                    | 326           | 2,408         | 173           | 320           | 392           | 41            | 191           | 81            | 81            | 40           | 136                                | 13          | 136          | 13            | 136        | 13           | 13            |
| 45 +                                    | 1,248                    | 201           | 1,248         | 84            | 184           | 245           | 28            | 58            | 26            | 26            | 16           | 41                                 | 4           | 41           | 4             | 41         | 4            | 4             |
| ?                                       | ?                        | ?             | ?             | ?             | ?             | ?             | ?             | ?             | ?             | ?             | ?            | ?                                  | ?           | ?            | ?             | ?          | ?            | ?             |
| <b>Total</b>                            | <b>8,356</b>             | <b>1,116</b>  | <b>1,391</b>  | <b>646</b>    | <b>1,391</b>  | <b>1,386</b>  | <b>136</b>    | <b>576</b>    | <b>144</b>    | <b>144</b>    | <b>92</b>    | <b>207</b>                         | <b>26</b>   | <b>207</b>   | <b>26</b>     | <b>207</b> | <b>26</b>    | <b>26</b>     |
| <b>Company-owned farms</b>              |                          |               |               |               |               |               |               |               |               |               |              |                                    |             |              |               |            |              |               |
| O - 14                                  | 508                      | 47            | 180           | 52            | 112           | 84            | 6             | 13            | 2             | 2             | 6            | 6                                  | 6           | 6            | 6             | 6          | 6            | 6             |
| 15 - 24                                 | 223                      | 22            | 20            | 46            | 34            | 5             | 10            | 4             | 4             | 4             | 4            | 4                                  | 4           | 4            | 4             | 4          | 4            |               |
| 25 - 44                                 | 365                      | 40            | 98            | 36            | 52            | 57            | 7             | 51            | 11            | 11            | 7            | 7                                  | 7           | 7            | 7             | 7          | 7            | 7             |
| 45 +                                    | 201                      | 26            | 48            | 19            | 39            | 33            | 6             | 19            | 2             | 2             | 3            | 3                                  | 3           | 3            | 3             | 3          | 3            | 3             |
| ?                                       | ?                        | ?             | ?             | ?             | ?             | ?             | ?             | ?             | ?             | ?             | ?            | ?                                  | ?           | ?            | ?             | ?          | ?            | ?             |
| <b>Total</b>                            | <b>1,297</b>             | <b>135</b>    | <b>400</b>    | <b>127</b>    | <b>249</b>    | <b>208</b>    | <b>24</b>     | <b>93</b>     | <b>15</b>     | <b>20</b>     | <b>20</b>    | <b>25</b>                          | <b>1</b>    | <b>25</b>    | <b>1</b>      | <b>25</b>  | <b>1</b>     | <b>1</b>      |
| <b>Other areas</b>                      |                          |               |               |               |               |               |               |               |               |               |              |                                    |             |              |               |            |              |               |
| O - 14                                  | 11                       | 5             | 3             | 1             | 1             | 1             | 1             | 3             | 1             | 1             | 1            | 1                                  | 1           | 1            | 1             | 1          | 1            | 1             |
| 15 - 24                                 | 86                       | 59            | 6             | 6             | 6             | 6             | 6             | 6             | 6             | 6             | 6            | 6                                  | 6           | 6            | 6             | 6          | 6            | 6             |
| 25 - 44                                 | 135                      | 44            | 19            | 7             | 2             | 43            | 6             | 9             | 2             | 2             | 2            | 2                                  | 2           | 2            | 2             | 2          | 2            | 2             |
| 45 +                                    | 35                       | 5             | 4             | 4             | 4             | 4             | 4             | 4             | 4             | 4             | 4            | 4                                  | 4           | 4            | 4             | 4          | 4            | 4             |
| ?                                       | ?                        | ?             | ?             | ?             | ?             | ?             | ?             | ?             | ?             | ?             | ?            | ?                                  | ?           | ?            | ?             | ?          | ?            | ?             |
| <b>Total</b>                            | <b>267</b>               | <b>114</b>    | <b>33</b>     | <b>12</b>     | <b>3</b>      | <b>66</b>     | <b>7</b>      | <b>22</b>     | <b>5</b>      | <b>5</b>      | <b>1</b>     | <b>4</b>                           | <b>1</b>    | <b>4</b>     | <b>1</b>      | <b>4</b>   | <b>1</b>     | <b>1</b>      |
| <b>Total</b>                            | <b>80,913</b>            | <b>25,896</b> | <b>7,006</b>  | <b>7,006</b>  | <b>6,752</b>  | <b>10,778</b> | <b>7,468</b>  | <b>9,534</b>  | <b>2,426</b>  | <b>2,426</b>  | <b>421</b>   | <b>278</b>                         | <b>183</b>  | <b>421</b>   | <b>278</b>    | <b>183</b> | <b>421</b>   | <b>278</b>    |
| O - 14                                  | 19,152                   | 16,442        | 4,650         | 4,650         | 3,705         | 10,364        | 4,737         | 8,383         | 5,274         | 5,274         | 485          | 6,650                              | 97          | 485          | 97            | 485        | 97           | 97            |
| 15 - 24                                 | 79,910                   | 19,152        | 1,034         | 1,034         | 3,705         | 17,743        | 6,627         | 14,998        | 14,181        | 14,181        | 1,034        | 9,078                              | 203         | 1,034        | 203           | 1,034      | 203          | 203           |
| 25 - 44                                 | 127,007                  | 25,313        | 8,253         | 8,253         | 5,119         | 17,743        | 2,876         | 3,940         | 3,998         | 3,998         | 360          | 1,726                              | 111         | 360          | 111           | 360        | 111          | 111           |
| 45 +                                    | 41,430                   | 8,500         | 1,488         | 1,488         | 7             | 54            | 26            | 34            | 29            | 29            | 2            | 31                                 | 2           | 2            | 31            | 2          | 2            | 2             |
| ?                                       | ?                        | ?             | ?             | ?             | ?             | ?             | ?             | ?             | ?             | ?             | ?            | ?                                  | ?           | ?            | ?             | ?          | ?            | ?             |
| <b>Total</b>                            | <b>329,531</b>           | <b>76,011</b> | <b>22,309</b> | <b>22,309</b> | <b>17,447</b> | <b>45,492</b> | <b>21,734</b> | <b>36,889</b> | <b>25,808</b> | <b>25,808</b> | <b>2,302</b> | <b>17,733</b>                      | <b>594</b>  | <b>2,302</b> | <b>17,733</b> | <b>594</b> | <b>2,302</b> | <b>17,733</b> |

TABEL 55 - TYPES WOONGEBIED VOLGENS HUISTAAL EN OUDERDOM  
MANLIK

TABEL 55 - TYPE OF RESIDENTIAL AREA BY HOME LANGUAGE AND AGE  
MALE

| Type of residential area and age groups | Home language - Huistaal |               |              |              |              |              |              |              |              |            | Total      | Type woongebied en ouderdoms-groep |             |            |            |            |           |           |
|---|--------------------------|---------------|--------------|--------------|--------------|--------------|--------------|--------------|--------------|------------|------------|------------------------------------|-------------|------------|------------|------------|-----------|-----------|
|   | Xhosa                    | Zulu          | ZoeLoe       | Swazi        | Ndebele      | Sehsoe-shoe  | Tswana       | Sepedi       | Shan-gaan    | Venda      |            |                                    | Other Bantu | Afri-kaans | English    |            |           |           |
| <b>Municipal locations</b>              |                          |               |              |              |              |              |              |              |              |            |            |                                    |             |            |            |            |           |           |
| O - 14                                  | 3,585                    | 9,994         | 2,680        | 2,680        | 2,390        | 3,953        | 3,227        | 3,677        | 834          | 129        | 91         | 56                                 | 1           | 129        | 91         | 56         | 1         | 1         |
| 15 - 24                                 | 11,659                   | 3,858         | 1,380        | 1,380        | 916          | 1,447        | 1,361        | 1,354        | 221          | 43         | 20         | 25                                 | 2           | 43         | 20         | 25         | 2         | 2         |
| 25 - 44                                 | 19,642                   | 6,002         | 1,702        | 1,702        | 1,250        | 2,469        | 1,874        | 2,876        | 918          | 129        | 57         | 35                                 | 2           | 129        | 57         | 35         | 2         | 2         |
| 45 +                                    | 10,103                   | 3,000         | 740          | 740          | 617          | 1,562        | 1,012        | 1,208        | 339          | 56         | 59         | 22                                 | ?           | 56         | 59         | 22         | ?         | ?         |
| ?                                       | ?                        | ?             | ?            | ?            | ?            | ?            | ?            | ?            | ?            | ?          | ?          | ?                                  | ?           | ?          | ?          | ?          | ?         | ?         |
| <b>Total</b>                            | <b>72,018</b>            | <b>22,820</b> | <b>6,163</b> | <b>6,163</b> | <b>5,178</b> | <b>9,435</b> | <b>7,479</b> | <b>9,121</b> | <b>2,314</b> | <b>357</b> | <b>227</b> | <b>138</b>                         | <b>2</b>    | <b>357</b> | <b>227</b> | <b>138</b> | <b>2</b>  | <b>2</b>  |
| <b>Municipal compounds</b>              |                          |               |              |              |              |              |              |              |              |            |            |                                    |             |            |            |            |           |           |
| O - 14                                  | 71                       | 27            | 27           | 27           | 3            | 2            | 34           | 10           | 58           | 17         | 17         | 1                                  | 1           | 17         | 17         | 1          | 1         | 1         |
| 15 - 24                                 | 915                      | 209           | 25           | 25           | 43           | 68           | 68           | 273          | 243          | 68         | 4          | 4                                  | 4           | 68         | 4          | 4          | 4         | 4         |
| 25 - 44                                 | 2,975                    | 596           | 85           | 85           | 141          | 242          | 21           | 105          | 28           | 8          | 8          | 1                                  | 1           | 8          | 8          | 1          | 1         | 1         |
| 45 +                                    | 518                      | 144           | 9            | 9            | 71           | 71           | 71           | 105          | 28           | 8          | 8          | 1                                  | 1           | 8          | 8          | 1          | 1         | 1         |
| ?                                       | ?                        | ?             | ?            | ?            | ?            | ?            | ?            | ?            | ?            | ?          | ?          | ?                                  | ?           | ?          | ?          | ?          | ?         | ?         |
| <b>Total</b>                            | <b>4,479</b>             | <b>955</b>    | <b>119</b>   | <b>119</b>   | <b>195</b>   | <b>383</b>   | <b>150</b>   | <b>1,204</b> | <b>330</b>   | <b>93</b>  | <b>4</b>   | <b>1</b>                           | <b>1</b>    | <b>93</b>  | <b>4</b>   | <b>1</b>   | <b>1</b>  | <b>1</b>  |
| <b>Other urban areas</b>                |                          |               |              |              |              |              |              |              |              |            |            |                                    |             |            |            |            |           |           |
| O - 14                                  | 2,476                    | 453           | 779          | 198          | 236          | 464          | 65           | 210          | 41           | 10         | 14         | 6                                  | 6           | 10         | 14         | 6          | 6         | 6         |
| 15 - 24                                 | 4,805                    | 585           | 1,287        | 290          | 408          | 620          | 220          | 986          | 187          | 71         | 142        | 9                                  | 9           | 71         | 142        | 9          | 9         | 9         |
| 25 - 44                                 | 11,193                   | 1,327         | 2,820        | 667          | 705          | 1,414        | 474          | 2,182        | 769          | 194        | 607        | 34                                 | 34          | 194        | 607        | 34         | 34        | 34        |
| 45 +                                    | 3,289                    | 584           | 186          | 186          | 157          | 507          | 178          | 325          | 205          | 90         | 176        | 17                                 | 17          | 90         | 176        | 17         | 17        | 17        |
| ?                                       | ?                        | ?             | ?            | ?            | ?            | ?            | ?            | ?            | ?            | ?          | ?          | ?                                  | ?           | ?          | ?          | ?          | ?         | ?         |
| <b>Total</b>                            | <b>21,838</b>            | <b>2,954</b>  | <b>5,773</b> | <b>1,344</b> | <b>1,514</b> | <b>3,018</b> | <b>939</b>   | <b>3,714</b> | <b>1,210</b> | <b>366</b> | <b>940</b> | <b>66</b>                          | <b>66</b>   | <b>366</b> | <b>940</b> | <b>66</b>  | <b>66</b> | <b>66</b> |
| <b>Sub-urban areas</b>                  |                          |               |              |              |              |              |              |              |              |            |            |                                    |             |            |            |            |           |           |
| O - 14                                  | 742                      | 64            | 253          | 55           | 146          | 105          | 17           | 54           | 15           | 6          | 13         | 14                                 | 14          | 6          | 13         | 14         | 14        | 14        |
| 15 - 24                                 | 478                      | 32            | 126          | 42           | 67           | 69           | 9            | 79           | 25           | 13         | 14         | 7                                  | 7           | 13         | 14         | 7          | 7         | 7         |
| 25 - 44                                 | 1,051                    | 99            | 263          | 64           | 97           | 113          | 20           | 126          | 81           | 27         | 154        | 7                                  | 7           | 27         | 154        | 7          | 7         | 7         |
| 45 +                                    | 462                      | 66            | 183          | 23           | 41           | 62           | 11           | 30           | 23           | 13         | 63         | 7                                  | 7           | 13         | 63         | 7          | 7         | 7         |
| ?                                       | ?                        | ?             | ?            | ?            | ?            | ?            | ?            | ?            | ?            | ?          | ?          | ?                                  | ?           | ?          | ?          | ?          | ?         | ?         |
| <b>Total</b>                            | <b>2,744</b>             | <b>262</b>    | <b>767</b>   | <b>187</b>   | <b>352</b>   | <b>349</b>   | <b>57</b>    | <b>293</b>   | <b>144</b>   | <b>59</b>  | <b>244</b> | <b>30</b>                          | <b>30</b>   | <b>59</b>  | <b>244</b> | <b>30</b>  | <b>30</b> | <b>30</b> |
| <b>Quasi-urban townships</b>            |                          |               |              |              |              |              |              |              |              |            |            |                                    |             |            |            |            |           |           |
| O - 14                                  | 2,560                    | 254           | 654          | 191          | 210          | 190          | 249          | 483          | 265          | 47         | 9          | 8                                  | 8           | 47         | 9          | 8          | 8         | 8         |
| 15 - 24                                 | 921                      | 79            | 284          | 64           | 90           | 55           | 84           | 176          | 76           | 10         | 1          | 2                                  | 2           | 10         | 1          | 2          | 2         | 2         |
| 25 - 44                                 | 1,903                    | 182           | 411          | 112          | 130          | 134          | 126          | 494          | 255          | 47         | 8          | 4                                  |             |            |            |            |           |           |

TABLE 55 - TYPE OF RESIDENTIAL AREA BY HOME LANGUAGE AND AGE  
MALETABLE 55 - TYPPE WOONGEBIED VOLGENS HUISTAAL EN OUDEDOM  
MANNLIK

| Type of residential area and age groups | Home language |                |        |                 |        |                          |        |                                   | Total<br>Totaal | Type woongebied en ouderdoms-groep |                |                   |
|---|---------------|----------------|--------|-----------------|--------|--------------------------|--------|-----------------------------------|-----------------|------------------------------------|----------------|-------------------|
|   | Xhosa         | Zulu<br>Zoeloe | Swazi  | Ndebele<br>shoe | Tswana | Sepele<br>Sjant-<br>gaan | Venda  | Other<br>Bantu<br>Ander<br>Bantoe |                 |                                    | Afri-<br>kaans | English<br>Engels |
| Construction gangs                      |               |                |        |                 |        |                          |        |                                   |                 |                                    |                |                   |
| 0 - 14                                  | 7             | 4              | 3      | 3               | 1      | 1                        | 3      | 3                                 | 1               | 1                                  | 1              | 1                 |
| 15 - 24                                 | 42            | 10             | 3      | 4               | 5      | 2                        | 7      | 7                                 | 4               | 2                                  | 2              | 2                 |
| 25 - 44                                 | 175           | 13             | 8      | 14              | 5      | 3                        | 16     | 16                                | 8               | 37                                 | 10             | 10                |
| 45 +                                    | 57            | 6              | 2      | 7               | 2      | 4                        | 11     | 11                                | 1               | 4                                  | 2              | 2                 |
| ?                                       |               |                |        |                 |        |                          |        |                                   |                 |                                    |                |                   |
| Total                                   | 281           | 40             | 19     | 25              | 8      | 8                        | 51     | 30                                | 10              | 43                                 | 16             | 16                |
| Government areas                        |               |                |        |                 |        |                          |        |                                   |                 |                                    |                |                   |
| 0 - 14                                  | 40            | 6              | 5      | 1               | 1      | 1                        | 11     | 4                                 | 1               | 1                                  | 1              | 1                 |
| 15 - 24                                 | 78            | 8              | 5      | 2               | 1      | 1                        | 21     | 4                                 | 2               | 2                                  | 2              | 2                 |
| 25 - 44                                 | 31            | 3              | 2      | 8               | 1      | 1                        | 6      | 6                                 | 1               | 1                                  | 1              | 1                 |
| 45 +                                    | 149           | 17             | 7      | 34              | 2      | 2                        | 38     | 10                                | 2               | 2                                  | 2              | 2                 |
| ?                                       |               |                |        |                 |        |                          |        |                                   |                 |                                    |                |                   |
| Total                                   | 1,559         | 510            | 137    | 327             | 20     | 20                       | 84     | 11                                | 7               | 8                                  | 3              | 3                 |
| Farms owned by whites                   |               |                |        |                 |        |                          |        |                                   |                 |                                    |                |                   |
| 0 - 14                                  | 845           | 272            | 58     | 116             | 20     | 20                       | 81     | 12                                | 21              | 10                                 | 10             | 10                |
| 15 - 24                                 | 1,532         | 424            | 85     | 167             | 29     | 29                       | 139    | 73                                | 37              | 136                                | 10             | 10                |
| 25 - 44                                 | 787           | 209            | 50     | 107             | 24     | 24                       | 43     | 21                                | 14              | 38                                 | 2              | 2                 |
| 45 +                                    | 2             | 1              | 1      | 1               | 1      | 1                        | 1      | 1                                 | 1               | 1                                  | 1              | 1                 |
| ?                                       |               |                |        |                 |        |                          |        |                                   |                 |                                    |                |                   |
| Total                                   | 4,725         | 1,415          | 330    | 718             | 93     | 93                       | 347    | 117                               | 79              | 192                                | 16             | 16                |
| Company-owned farms                     |               |                |        |                 |        |                          |        |                                   |                 |                                    |                |                   |
| 0 - 14                                  | 245           | 93             | 20     | 54              | 42     | 42                       | 5      | 5                                 | 2               | 3                                  | 3              | 3                 |
| 15 - 24                                 | 1,35          | 17             | 12     | 28              | 15     | 15                       | 7      | 7                                 | 4               | 4                                  | 4              | 4                 |
| 25 - 44                                 | 224           | 44             | 19     | 24              | 26     | 26                       | 4      | 4                                 | 5               | 5                                  | 5              | 5                 |
| 45 +                                    | 126           | 18             | 10     | 17              | 21     | 21                       | 5      | 5                                 | 3               | 4                                  | 4              | 4                 |
| ?                                       |               |                |        |                 |        |                          |        |                                   |                 |                                    |                |                   |
| Total                                   | 730           | 226            | 61     | 123             | 104    | 104                      | 15     | 15                                | 14              | 16                                 | 16             | 16                |
| Other areas                             |               |                |        |                 |        |                          |        |                                   |                 |                                    |                |                   |
| 0 - 14                                  | 3             | 2              | 1      | 1               | 1      | 1                        | 1      | 1                                 | 1               | 1                                  | 1              | 1                 |
| 15 - 24                                 | 180           | 41             | 6      | 14              | 6      | 6                        | 7      | 7                                 | 2               | 2                                  | 2              | 2                 |
| 25 - 44                                 | 32            | 5              | 4      | 8               | 3      | 3                        | 7      | 7                                 | 2               | 2                                  | 2              | 2                 |
| 45 +                                    | 239           | 106            | 10     | 59              | 7      | 7                        | 18     | 5                                 | 1               | 4                                  | 4              | 4                 |
| ?                                       |               |                |        |                 |        |                          |        |                                   |                 |                                    |                |                   |
| Total                                   | 239           | 106            | 10     | 59              | 7      | 7                        | 18     | 5                                 | 1               | 4                                  | 4              | 4                 |
| Total                                   | 38,923        | 12,391         | 3,304  | 9,378           | 3,613  | 3,613                    | 4,567  | 1,204                             | 201             | 141                                | 87             | 87                |
| 0 - 14                                  | 58,399        | 9,333          | 2,487  | 7,469           | 2,735  | 2,735                    | 6,045  | 4,768                             | 389             | 6,585                              | 46             | 46                |
| 15 - 24                                 | 95,554        | 14,947         | 5,120  | 12,557          | 4,063  | 4,063                    | 11,530 | 13,316                            | 863             | 9,001                              | 93             | 93                |
| 25 - 44                                 | 28,820        | 6,452          | 1,350  | 1,073           | 1,553  | 1,553                    | 2,830  | 3,714                             | 313             | 1,639                              | 53             | 53                |
| 45 +                                    | 263           | 63             | 14     | 17              | 10     | 10                       | 26     | 28                                | 2               | 30                                 | 3              | 3                 |
| ?                                       |               |                |        |                 |        |                          |        |                                   |                 |                                    |                |                   |
| Total                                   | 221,959       | 42,168         | 12,275 | 9,170           | 11,974 | 11,974                   | 24,998 | 23,050                            | 1,798           | 17,456                             | 281            | 281               |

TABLE 55 - TYPE OF RESIDENTIAL AREA BY HOME LANGUAGE AND AGE  
FEMALETABLE 55 - TYPPE WOONGEBIED VOLGENS HUISTAAL EN OUDEDOM  
VROUWLIK

| Type of residential area and age groups | Home language |                |       |                 |                 |        |                          |       | Total<br>Totaal | Type woongebied en ouderdoms-groep |                                   |                |
|---|---------------|----------------|-------|-----------------|-----------------|--------|--------------------------|-------|-----------------|------------------------------------|-----------------------------------|----------------|
|   | Xhosa         | Zulu<br>Zoeloe | Swazi | Ndebele<br>shoe | Seshoe-<br>shoe | Tswana | Sepele<br>Sjant-<br>gaan | Venda |                 |                                    | Other<br>Bantu<br>Ander<br>Bantoe | Afri-<br>kaans |
| Municipal locations                     |               |                |       |                 |                 |        |                          |       |                 |                                    |                                   |                |
| 0 - 14                                  | 33,363        | 10,877         | 3,061 | 2,436           | 4,327           | 3,481  | 4,079                    | 848   | 148             | 86                                 | 63                                | 63             |
| 15 - 24                                 | 15,064        | 4,717          | 1,274 | 985             | 1,825           | 1,599  | 1,659                    | 308   | 53              | 14                                 | 25                                | 25             |
| 25 - 44                                 | 20,637        | 6,508          | 1,871 | 1,361           | 3,103           | 2,022  | 2,571                    | 581   | 83              | 25                                 | 52                                | 52             |
| 45 +                                    | 9,218         | 2,840          | 744   | 1,503           | 1,504           | 1,146  | 901                      | 113   | 29              | 10                                 | 35                                | 35             |
| ?                                       |               |                |       |                 |                 |        |                          |       |                 |                                    |                                   |                |
| Total                                   | 77,352        | 24,968         | 6,956 | 5,287           | 10,770          | 8,259  | 9,214                    | 1,851 | 313             | 136                                | 175                               | 175            |
| Municipal compounds                     |               |                |       |                 |                 |        |                          |       |                 |                                    |                                   |                |
| 0 - 14                                  | 64            | 14             | 8     | 8               | 7               | 3      | 4                        | 4     | 1               | 1                                  | 1                                 | 1              |
| 15 - 24                                 | 32            | 10             | 3     | 3               | 3               | 1      | 6                        | 3     | 1               | 1                                  | 1                                 | 1              |
| 25 - 44                                 | 22            | 5              | 2     | 3               | 4               | 4      | 3                        | 1     | 1               | 1                                  | 1                                 | 1              |
| 45 +                                    | 162           | 43             | 2     | 14              | 15              | 12     | 16                       | 2     | 2               | 2                                  | 2                                 | 2              |
| ?                                       |               |                |       |                 |                 |        |                          |       |                 |                                    |                                   |                |
| Total                                   | 2,512         | 429            | 192   | 189             | 497             | 73     | 164                      | 52    | 12              | 15                                 | 8                                 | 8              |
| Other urban areas                       |               |                |       |                 |                 |        |                          |       |                 |                                    |                                   |                |
| 0 - 14                                  | 4,933         | 565            | 1,633 | 591             | 734             | 250    | 354                      | 49    | 22              | 33                                 | 39                                | 39             |
| 15 - 24                                 | 7,141         | 2,037          | 980   | 528             | 1,492           | 373    | 456                      | 70    | 22              | 33                                 | 39                                | 39             |
| 25 - 44                                 | 1,723         | 409            | 163   | 89              | 78              | 98     | 21                       | 21    | 6               | 6                                  | 12                                | 12             |
| 45 +                                    | 79            | 10             | 7     | 7               | 16              | 5      | 3                        | 3     | 1               | 1                                  | 1                                 | 1              |
| ?                                       |               |                |       |                 |                 |        |                          |       |                 |                                    |                                   |                |
| Total                                   | 16,388        | 4,984          | 2,055 | 1,404           | 3,177           | 779    | 1,075                    | 192   | 54              | 62                                 | 80                                | 80             |
| Sub-urban areas                         |               |                |       |                 |                 |        |                          |       |                 |                                    |                                   |                |
| 0 - 14                                  | 738           | 273            | 65    | 115             | 120             | 11     | 36                       | 22    | 4               | 11                                 | 15                                | 15             |
| 15 - 24                                 | 334           | 117            | 27    | 54              | 62              | 10     | 29                       | 8     | 1               | 1                                  | 2                                 | 2              |
| 25 - 44                                 | 552           | 53             | 62    | 62              | 102             | 13     | 35                       | 11    | 3               | 10                                 | 11                                | 11             |
| 45 +                                    | 221           | 31             | 56    | 26              | 51              | 3      | 12                       | 6     | 2               | 5                                  | 5                                 | 5              |
| ?                                       |               |                |       |                 |                 |        |                          |       |                 |                                    |                                   |                |
| Total                                   | 1,856         | 641            | 180   | 258             | 336             | 37     | 113                      | 47    | 10              | 27                                 | 33                                | 33             |
| Quasi urban townships                   |               |                |       |                 |                 |        |                          |       |                 |                                    |                                   |                |
| 0 - 14                                  | 2,721         | 310            | 186   | 221             | 209             | 240    | 538                      | 263   | 47              | 13                                 | 6                                 | 6              |
| 15 - 24                                 | 1,089         | 303            | 80    | 85              | 87              | 110    | 198                      | 107   | 15              | 3                                  | 1                                 | 1              |
| 25 - 44                                 | 1,554         | 170            | 366   | 123             | 141             | 124    | 309                      | 177   | 38              | 7                                  | 3                                 | 3              |
| 45 +                                    | 591           | 72             | 168   | 41              | 51              | 77     | 72                       | 36    | 8               | 1                                  | 3                                 | 3              |
| ?                                       |               |                |       |                 |                 |        |                          |       |                 |                                    |                                   |                |
| Total                                   | 5,957         | 653            | 403   | 480             | 499             | 551    | 1,117                    | 583   | 108             | 24                                 | 13                                | 13             |
| Industrial compounds                    |               |                |       |                 |                 |        |                          |       |                 |                                    |                                   |                |
| 0 - 14                                  | 21            | 7              | 3     | 3               | 4               | 1      | 3                        | 2     | 1               | 1                                  | 1                                 | 1              |
| 15 - 24                                 | 7             | 3              | 2     | 1               | 1               | 1      | 1                        | 1     | 1               | 1                                  | 1                                 | 1              |
| 25 - 44                                 | 23            | 3              | 7     | 2               | 9               | 1      | 1                        | 1     | 1               | 1                                  | 1                                 | 1              |
| 45 +                                    | 5             | 1              | 1     | 1               | 2               | 1      | 1                        | 1     | 1               | 1                                  | 1                                 | 1              |
| ?                                       |               |                |       |                 |                 |        |                          |       |                 |                                    |                                   |                |
| Total                                   | 56            | 6              | 14    | 5               | 16              | 2      | 5                        | 2     | 2               | 2                                  | 2                                 | 2              |
| Mine compounds                          |               |                |       |                 |                 |        |                          |       |                 |                                    |                                   |                |
| 0 - 14                                  | 710           | 300            | 16    | 12              | 150             | 26     | 47                       | 22    | 1               | 1                                  | 1                                 | 1              |
| 15 - 24                                 | 244           | 89             | 7     | 7               | 59              | 21     | 10                       | 10    | 1               | 1                                  | 1                                 | 1              |
| 25 - 44                                 | 456           | 182            | 12    | 7               | 122             | 11     | 34                       | 17    | 1               | 1                                  | 1                                 | 1              |
| 45 +                                    | 130           | 63             | 4     | 1               | 50              | 9      | 5                        | 5     | 2               | 2                                  | 2                                 | 2              |
| ?                                       |               |                |       |                 |                 |        |                          |       |                 |                                    |                                   |                |
| Total                                   | 1,541         | 634            | 39    | 23              | 362             | 67     | 96                       | 51    | 4               | 4                                  | 4                                 | 4              |

TABEL 55 - TYPE OF RESIDENTIAL AREA BY HOME LANGUAGE AND AGE FEMALE

| Type of residential area and age groups | Home language - Huistaal |                |        |         |                 |        |                         | Total<br>Totaal | Type woongebied en ouderdoms-groep |                                |       |                                   |
|---|--------------------------|----------------|--------|---------|-----------------|--------|-------------------------|-----------------|------------------------------------|--------------------------------|-------|-----------------------------------|
|   | Xhosa<br>Zoeloe          | Zulu<br>Zoeloe | Swazi  | Ndebele | Sechoe-<br>shoe | Tswana | Sepele<br>Sjan-<br>gaan |                 |                                    | Shan-<br>gaan<br>Sjan-<br>gaan | Venda | Other<br>Bantu<br>Ander<br>Bantoe |
| Construction gangs                      |                          |                |        |         |                 |        |                         |                 |                                    |                                |       |                                   |
| 0 - 14                                  |                          | 1              | 4      | 4       |                 |        |                         |                 |                                    |                                |       |                                   |
| 15 - 24                                 |                          |                | 1      | 1       |                 |        |                         |                 |                                    |                                |       |                                   |
| 25 - 44                                 |                          |                |        | 1       |                 |        |                         |                 |                                    |                                |       |                                   |
| 45 +                                    |                          |                |        |         |                 |        |                         |                 |                                    |                                |       |                                   |
| ?                                       |                          |                |        |         |                 |        |                         |                 |                                    |                                |       |                                   |
| Total                                   | 13                       | 1              | 6      | 6       |                 |        |                         |                 |                                    |                                |       |                                   |
| Government areas                        |                          |                |        |         |                 |        |                         |                 |                                    |                                |       |                                   |
| 0 - 14                                  |                          |                |        |         |                 |        |                         |                 |                                    |                                |       |                                   |
| 15 - 24                                 |                          |                |        |         |                 |        |                         |                 |                                    |                                |       |                                   |
| 25 - 44                                 |                          |                |        |         |                 |        |                         |                 |                                    |                                |       |                                   |
| 45 +                                    |                          |                |        |         |                 |        |                         |                 |                                    |                                |       |                                   |
| ?                                       |                          |                |        |         |                 |        |                         |                 |                                    |                                |       |                                   |
| Total                                   | 21                       | 2              | 3      | 3       |                 |        |                         |                 |                                    |                                |       |                                   |
| Farms owned by whites                   |                          |                |        |         |                 |        |                         |                 |                                    |                                |       |                                   |
| 0 - 14                                  | 181                      | 540            | 143    | 328     | 258             | 18     | 85                      | 11              | 5                                  | 8                              |       |                                   |
| 15 - 24                                 | 90                       | 256            | 50     | 114     | 102             | 9      | 77                      | 3               | 3                                  | 4                              |       |                                   |
| 25 - 44                                 | 115                      | 271            | 88     | 153     | 171             | 12     | 52                      | 8               | 3                                  | 2                              |       |                                   |
| 45 +                                    | 65                       | 152            | 34     | 77      | 102             | 4      | 15                      | 5               | 2                                  | 3                              |       |                                   |
| ?                                       |                          |                |        |         |                 |        |                         |                 |                                    |                                |       |                                   |
| Total                                   | 451                      | 1,221          | 316    | 673     | 633             | 43     | 229                     | 27              | 13                                 | 15                             |       |                                   |
| Company owned farms                     |                          |                |        |         |                 |        |                         |                 |                                    |                                |       |                                   |
| 0 - 14                                  | 24                       | 87             | 32     | 58      | 44              | 8      | 8                       | 2               | 4                                  | 3                              |       |                                   |
| 15 - 24                                 | 88                       | 29             | 8      | 18      | 19              | 2      | 3                       |                 |                                    | 4                              |       |                                   |
| 25 - 44                                 | 141                      | 16             | 40     | 28      | 31              | 3      | 2                       | 1               | 2                                  | 1                              |       |                                   |
| 45 +                                    | 75                       | 18             | 9      | 22      | 12              | 1      | 4                       |                 |                                    | 1                              |       |                                   |
| ?                                       |                          |                |        |         |                 |        |                         |                 |                                    |                                |       |                                   |
| Total                                   | 567                      | 174            | 66     | 126     | 104             | 9      | 17                      | 3               | 6                                  | 9                              |       |                                   |
| Other areas                             |                          |                |        |         |                 |        |                         |                 |                                    |                                |       |                                   |
| 0 - 14                                  | 8                        | 3              |        |         |                 |        |                         |                 |                                    |                                |       |                                   |
| 15 - 24                                 | 2                        | 1              |        |         |                 |        |                         |                 |                                    |                                |       |                                   |
| 25 - 44                                 | 15                       | 3              |        |         |                 |        |                         |                 |                                    |                                |       |                                   |
| 45 +                                    | 3                        | 1              |        |         |                 |        |                         |                 |                                    |                                |       |                                   |
| ?                                       |                          |                |        |         |                 |        |                         |                 |                                    |                                |       |                                   |
| Total                                   | 28                       | 6              | 2      | 1       | 7               |        |                         |                 |                                    |                                |       |                                   |
| Total                                   | 41,990                   | 13,505         | 3,702  | 3,374   | 5,614           | 3,855  | 4,967                   | 1,222           | 220                                | 137                            | 96    |                                   |
| 0 - 14                                  | 21,511                   | 7,109          | 2,163  | 1,955   | 2,895           | 2,002  | 2,338                   | 486             | 86                                 | 35                             | 51    |                                   |
| 15 - 24                                 | 31,452                   | 9,508          | 3,133  | 2,257   | 5,186           | 2,564  | 3,468                   | 865             | 151                                | 77                             | 108   |                                   |
| 25 - 44                                 | 12,451                   | 3,659          | 1,020  | 770     | 2,204           | 1,323  | 1,110                   | 184             | 47                                 | 27                             | 58    |                                   |
| 45 +                                    | 167                      | 63             | 16     | 11      | 29              | 16     | 9                       | 1               | 1                                  | 1                              | ?     |                                   |
| ?                                       |                          |                |        |         |                 |        |                         |                 |                                    |                                |       |                                   |
| Total                                   | 107,572                  | 33,843         | 10,034 | 8,277   | 15,928          | 9,760  | 11,891                  | 2,758           | 504                                | 277                            | 313   |                                   |

TABEL 56 - AREA OF DOMICILE BY TYPE OF AREA AND WORK STATUS MALE AND FEMALE

| Area of domicile | Type of area - Soort gebied           |                                  |                |                                       |                                  |                |                                       |                                  |                |                                       |                                  |                |
|------------------|---------------------------------------|----------------------------------|----------------|---------------------------------------|----------------------------------|----------------|---------------------------------------|----------------------------------|----------------|---------------------------------------|----------------------------------|----------------|
|                  | Urban - Stedelik                      |                                  |                | Republic - Republiek                  |                                  |                | Rural - Plattelands                   |                                  |                | Outside Republic                      |                                  |                |
|                  | Em-<br>ployer<br>and<br>em-<br>plovee | Unem-<br>ployed<br>Werk-<br>loos | Other<br>Ander | Em-<br>ployer<br>and<br>em-<br>plovee | Unem-<br>ployed<br>Werk-<br>loos | Other<br>Ander | Em-<br>ployer<br>and<br>em-<br>plovee | Unem-<br>ployed<br>Werk-<br>loos | Other<br>Ander | Em-<br>ployer<br>and<br>em-<br>plovee | Unem-<br>ployed<br>Werk-<br>loos | Other<br>Ander |
| Total            | 116                                   | 73                               | 35             |                                       |                                  |                |                                       |                                  |                |                                       |                                  |                |
| Totaal           | 23                                    | 6                                | 1              |                                       |                                  |                |                                       |                                  |                |                                       |                                  |                |
|                  | 5                                     | 1                                | 1              |                                       |                                  |                |                                       |                                  |                |                                       |                                  |                |
|                  | 5                                     | 3                                | 1              |                                       |                                  |                |                                       |                                  |                |                                       |                                  |                |
|                  | 8                                     | 1                                | 3              |                                       |                                  |                |                                       |                                  |                |                                       |                                  |                |
|                  | 7                                     | 3                                | 1              |                                       |                                  |                |                                       |                                  |                |                                       |                                  |                |
|                  | 360                                   | 214                              | 4              |                                       |                                  |                |                                       |                                  |                |                                       |                                  |                |
|                  | 395                                   | 140                              | 2              |                                       |                                  |                |                                       |                                  |                |                                       |                                  |                |
|                  | 394                                   | 153                              | 6              |                                       |                                  |                |                                       |                                  |                |                                       |                                  |                |
|                  | 17                                    | 4                                | 2              |                                       |                                  |                |                                       |                                  |                |                                       |                                  |                |
|                  | 7                                     | 7                                | 2              |                                       |                                  |                |                                       |                                  |                |                                       |                                  |                |
|                  | 4                                     | 3                                | 1              |                                       |                                  |                |                                       |                                  |                |                                       |                                  |                |
|                  | 510                                   | 69                               | 14             |                                       |                                  |                |                                       |                                  |                |                                       |                                  |                |
|                  | 288                                   | 102                              | 7              |                                       |                                  |                |                                       |                                  |                |                                       |                                  |                |
|                  | 1,840                                 | 258                              | 18             |                                       |                                  |                |                                       |                                  |                |                                       |                                  |                |
|                  | 8,358                                 | 894                              | 31             |                                       |                                  |                |                                       |                                  |                |                                       |                                  |                |
|                  | 18,065                                | 264                              | 21             |                                       |                                  |                |                                       |                                  |                |                                       |                                  |                |
|                  | 12,743                                | 198                              | 8              |                                       |                                  |                |                                       |                                  |                |                                       |                                  |                |
|                  | 123                                   | 33                               | 4              |                                       |                                  |                |                                       |                                  |                |                                       |                                  |                |
| Total Cape       | 43,290                                | 2,433                            | 108            |                                       |                                  |                |                                       |                                  |                |                                       |                                  |                |
|                  | 385                                   | 133                              | 4              |                                       |                                  |                |                                       |                                  |                |                                       |                                  |                |
|                  | 573                                   | 29                               | 3              |                                       |                                  |                |                                       |                                  |                |                                       |                                  |                |
|                  | 163                                   | 15                               | 2              |                                       |                                  |                |                                       |                                  |                |                                       |                                  |                |
|                  | 673                                   | 20                               | 6              |                                       |                                  |                |                                       |                                  |                |                                       |                                  |                |
|                  | 824                                   | 140                              | 5              |                                       |                                  |                |                                       |                                  |                |                                       |                                  |                |
|                  | 703                                   | 64                               | 21             |                                       |                                  |                |                                       |                                  |                |                                       |                                  |                |
|                  | 1,806                                 | 132                              | 16             |                                       |                                  |                |                                       |                                  |                |                                       |                                  |                |
|                  | 2,864                                 | 411                              | 45             |                                       |                                  |                |                                       |                                  |                |                                       |                                  |                |
|                  | 5,033                                 | 104                              | 7              |                                       |                                  |                |                                       |                                  |                |                                       |                                  |                |
|                  | 254                                   | 5                                | 1              |                                       |                                  |                |                                       |                                  |                |                                       |                                  |                |
|                  | 169                                   | 15                               | 4              |                                       |                                  |                |                                       |                                  |                |                                       |                                  |                |
|                  | 159                                   | 26                               | 1              |                                       |                                  |                |                                       |                                  |                |                                       |                                  |                |
| Total Natal      | 13,759                                | 1,114                            | 79             |                                       |                                  |                |                                       |                                  |                |                                       |                                  |                |





BANTU TABLE 56 - AREA OF DOMICILE BY TYPE OF AREA AND WORK STATUS MALE

TABEL 56 - GEBIED VAN DOMISILIE VOLGENS SOORT GEBIED EN WERKSTATUS MANLIK

| Area of domicile<br>Gebied van domisilie | Type of area - Soort gebied   |                                  |       |   |                                  |       |   |                                  |                                    |   |                                  |       | Total<br>Totaal |       |     |     |                          |
|--|---|----------------------------------|-------|---|----------------------------------|-------|---|----------------------------------|------------------------------------|---|----------------------------------|-------|-----------------|-------|-----|-----|--------------------------|
|  | Urban - Stedelik  |                                  |       |   | Republic - Republiek             |       |   |                                  | Outside Republic - Buite Republiek |   |                                  |       |                 |       |     |     |                          |
|  | Urban area - Bantu area   |                                  | Other |   | Rural - Bantoegebied             |       | Other   |                                  | Bantu area                         |   | Other                            |       |                 |       |     |     |                          |
|  | Em-<br>ployer<br>and<br>em-<br>ployee<br>Werk-<br>gewer<br>en<br>werk-<br>nemer | Unem-<br>ployed<br>Werk-<br>loos | Other | Em-<br>ployer<br>and<br>em-<br>ployee<br>Werk-<br>gewer<br>en<br>werk-<br>nemer | Unem-<br>ployed<br>Werk-<br>loos | Other | Em-<br>ployer<br>and<br>em-<br>ployee<br>Werk-<br>gewer<br>en<br>werk-<br>nemer | Unem-<br>ployed<br>Werk-<br>loos | Other                              | Em-<br>ployer<br>and<br>em-<br>ployee<br>Werk-<br>gewer<br>en<br>werk-<br>nemer | Unem-<br>ployed<br>Werk-<br>loos | Other |                 |       |     |     |                          |
| Transvaal                                | 1,405   | 1,104                            | 19    | 282   | -                                | -     | 3,851   | 256                              | 2,899                              | -   | -                                | -     | 371             | 19    | 121 | -   | 40                       |
| Economic region                          | 69,514  | 25,661                           | 3,353 | 32,983  | -                                | -     | 8,851   | 30                               | 7                                  | -   | -                                | -     | 25              | 5     | -   | -   | 41                       |
|  | 204   | 93                               | 3     | 29  | -                                | -     | 38  | 8                                | 90                                 | -   | -                                | -     | 182             | 15    | 33  | -   | 42                       |
|  | 1,390   | 551                              | 40    | 238   | 5                                | -     | 228   | 2                                | 13                                 | -   | -                                | -     | 39              | 1     | 3   | -   | 43 2/                    |
|  | 323   | 157                              | 5     | 35  | 42                               | -     | 68  | 2                                | 5                                  | -   | -                                | -     | 22              | -     | 2   | -   | 44                       |
|  | 298   | 125                              | 5     | 24  | 1                                | -     | 69  | 2                                | 9                                  | -   | -                                | -     | 16              | -     | 1   | -   | 45                       |
|  | 589   | 101                              | 6     | 11  | 17                               | -     | 64  | 2                                | 12                                 | -   | -                                | -     | 94              | 2     | 2   | -   | 46 2/                    |
|  | 10,467  | 1,106                            | 19    | 53  | 146                              | -     | 782   | 7                                | 12                                 | -   | -                                | -     | 181             | 8     | 25  | -   | 47 2/                    |
|  | 3,918   | 674                              | 30    | 145   | 74                               | -     | 929   | 19                               | 75                                 | -   | -                                | -     | 363             | 33    | 96  | -   | 48 2/                    |
|  | 9,605   | 2,647                            | 344   | 2,673   | 2,245                            | -     | 1,027   | 177                              | 1,027                              | -   | -                                | -     | 289             | 9     | 29  | -   | 49                       |
|  | 2,644   | 642                              | 50    | 123   | 402                              | -     | 881   | 46                               | 145                                | -   | -                                | -     | 281             | 3     | 8   | -   | 51                       |
|  | 9,080   | 687                              | 16    | 49  | 6,713                            | -     | 190   | 10                               | 29                                 | -   | -                                | -     | 90              | 4     | 36  | -   | Hamanskraal 1/           |
|  | 1,117   | 204                              | 9     | 91  | 347                              | -     | 54  | 173                              | 18                                 | 92  | -                                | -     | 1,943           | 99    | 456 | -   | Transvaal (so opgegee)   |
| Total Transvaal                          | 110,782   | 33,770                           | 3,900 | 36,739  | 17,996                           | 161   | 509   | 10,351                           | 4,408                              | -   | -                                | -     | -               | -     | -   | -   | Totaal Transvaal         |
| Orange Free State                        | 59  | 23                               | -     | 5   | -                                | -     | 17  | -                                | 2                                  | -   | -                                | -     | 11              | -     | 3   | -   | 60                       |
| Economic region                          | 38  | 21                               | 1     | 1   | -                                | -     | 10  | -                                | 2                                  | -   | -                                | -     | 4               | -     | 2   | -   | 61                       |
|  | 513   | 201                              | 14    | 23  | 82                               | -     | 184   | 3                                | 3                                  | -   | -                                | -     | 49              | 2     | 4   | -   | 62                       |
|  | 23  | 4                                | 2     | 3   | -                                | -     | 8   | -                                | 1                                  | -   | -                                | -     | 1               | -     | 6   | -   | 63                       |
|  | 656   | 239                              | 25    | 31  | -                                | -     | 226   | 9                                | 31                                 | -   | -                                | -     | 83              | 5     | 7   | -   | 64                       |
|  | 15  | 7                                | -     | 6   | -                                | -     | 6   | -                                | 2                                  | -   | -                                | -     | 114             | 6     | 3   | -   | 65                       |
|  | 819   | 210                              | 7     | 27  | 101                              | -     | 292   | 19                               | 22                                 | -   | -                                | -     | 69              | 4     | 4   | -   | 66                       |
|  | 391   | 127                              | 5     | 5   | 4                                | -     | 178   | 3                                | 3                                  | -   | -                                | -     | 5               | -     | 5   | -   | 67                       |
|  | 30  | 5                                | -     | 5   | -                                | -     | 6   | 1                                | 4                                  | -   | -                                | -     | 335             | 13    | 29  | -   | O.V.S. (so opgegee)      |
| Total O.F.S.                             | 2,544   | 837                              | 66    | 95  | 187                              | 4     | 14  | 866                              | 32                                 | 66  | -                                | -     | -               | -     | -   | -   | Totaal O.V.S.            |
| South Africa (so stated)                 | 615   | 104                              | 7     | 71  | 166                              | 7     | 16  | 81                               | 10                                 | 27  | -                                | -     | 84              | 4     | 38  | -   | Suid-Afrika (so opgegee) |
| Total South Africa                       | 165,824   | 37,729                           | 4,052 | 37,066  | 62,586                           | 390   | 966   | 13,729                           | 621                                | 4,546   | -                                | -     | 3,558           | 126   | 455 | -   | Totaal Suid-Afrika       |
| Rhodesia (South)                         | 581   | -                                | -     | -   | -                                | -     | -   | -                                | -                                  | -   | -                                | -     | -               | -     | -   | -   | Rhodesië (Suid)          |
| Rhodesia (North)                         | 750   | -                                | -     | -   | -                                | -     | -   | -                                | -                                  | -   | -                                | -     | -               | -     | -   | -   | Rhodesië (Noord)         |
| Nyasaland                                | 4,434   | -                                | -     | -   | -                                | -     | -   | -                                | -                                  | -   | -                                | -     | -               | -     | -   | -   | Njassaland               |
| Basutoland                               | 15,747  | -                                | -     | -   | -                                | -     | -   | -                                | -                                  | -   | -                                | -     | -               | -     | -   | -   | Basotoland               |
| Swaziland                                | 4,353   | -                                | -     | -   | -                                | -     | -   | -                                | -                                  | -   | -                                | -     | -               | -     | -   | -   | Swasiland                |
| Bechuanaland                             | 2,487   | -                                | -     | -   | -                                | -     | -   | -                                | -                                  | -   | -                                | -     | -               | -     | -   | -   | Betsjoeanaland           |
| South West Africa                        | 194   | -                                | -     | -   | -                                | -     | -   | -                                | -                                  | -   | -                                | -     | -               | -     | -   | -   | Suidwes-Afrika           |
| Mozambique                               | 3,952   | -                                | -     | -   | -                                | -     | -   | -                                | -                                  | -   | -                                | -     | -               | -     | -   | -   | Tanganjika               |
| Tanganyika                               | 22,077  | -                                | -     | -   | -                                | -     | -   | -                                | -                                  | -   | -                                | -     | -               | -     | -   | -   | Mosambiek                |
| Angola                                   | 1,433   | -                                | -     | -   | -                                | -     | -   | -                                | -                                  | -   | -                                | -     | -               | -     | -   | -   | Angola                   |
| Other                                    | 74  | -                                | -     | -   | -                                | -     | -   | -                                | -                                  | -   | -                                | -     | -               | -     | -   | -   | Ander                    |
| ?  | 7   | -                                | -     | -   | -                                | -     | -   | -                                | -                                  | -   | -                                | -     | -               | -     | -   | -   | ?                        |
| Total                                    | 221,941   | 37,729                           | 4,052 | 37,066  | 62,586                           | 390   | 966   | 13,729                           | 621                                | 4,546   | 55,475                           | 216   | 426             | 3,558 | 126 | 455 | Totaal                   |

1/ Bantu Affairs Commissioner's district  
2/ Excluding portion falling under Hamanskraal Bantu Affairs Commissioner's district

1/ Bantoesakekommissaris se distrik  
2/ Sluit uit gedeelte wat onder Hamanskraal Bantoesakekommissaris se distrik ressorteer

BANTU TABLE 56 - AREA OF DOMICILE BY TYPE OF AREA AND WORK STATUS FEMALE

TABEL 56 - GEBIED VAN DOMISILIE VOLGENS SOORT GEBIED EN WERKSTATUS VROULIK

| Area of domicile<br>Gebied van domisilie | Type of area - Soort gebied   |                                  |       |   |                                  |       |   |                                  |                                    |   |                                  |       | Total<br>Totaal |    |     |   |                   |    |
|--|---|----------------------------------|-------|---|----------------------------------|-------|---|----------------------------------|------------------------------------|---|----------------------------------|-------|-----------------|----|-----|---|-------------------|----|
|  | Urban - Stedelik  |                                  |       |   | Republic - Republiek             |       |   |                                  | Outside Republic - Buite Republiek |   |                                  |       |                 |    |     |   |                   |    |
|  | Urban area - Bantu area   |                                  | Other |   | Rural - Bantoegebied             |       | Other   |                                  | Bantu area                         |   | Other                            |       |                 |    |     |   |                   |    |
|  | Em-<br>ployer<br>and<br>em-<br>ployee<br>Werk-<br>gewer<br>en<br>werk-<br>nemer | Unem-<br>ployed<br>Werk-<br>loos | Other | Em-<br>ployer<br>and<br>em-<br>ployee<br>Werk-<br>gewer<br>en<br>werk-<br>nemer | Unem-<br>ployed<br>Werk-<br>loos | Other | Em-<br>ployer<br>and<br>em-<br>ployee<br>Werk-<br>gewer<br>en<br>werk-<br>nemer | Unem-<br>ployed<br>Werk-<br>loos | Other                              | Em-<br>ployer<br>and<br>em-<br>ployee<br>Werk-<br>gewer<br>en<br>werk-<br>nemer | Unem-<br>ployed<br>Werk-<br>loos | Other |                 |    |     |   |                   |    |
| Cape                                     | 48  | 11                               | 4     | 33  | -                                | -     | -   | -                                | -                                  | -   | -                                | -     | -               | -  | -   | - | -                 | 01 |
| Economic region                          | 5   | 3                                | -     | 1   | -                                | -     | -   | -                                | -                                  | -   | -                                | -     | -               | -  | -   | - | -                 | 02 |
|  | 3   | -                                | -     | -   | -                                | -     | -   | -                                | -                                  | -   | -                                | -     | -               | -  | -   | - | -                 | 03 |
|  | 2   | 1                                | -     | 1   | -                                | -     | -   | -                                | -                                  | -   | -                                | -     | -               | -  | -   | - | -                 | 04 |
|  | 2   | 1                                | -     | 1   | -                                | -     | -   | -                                | -                                  | -   | -                                | -     | -               | -  | -   | - | -                 | 05 |
|  | 52  | 12                               | 3     | 26  | 15                               | -     | 1   | 1                                | 1                                  | 1   | -                                | -     | 2               | 2  | 4   | - | 06                |    |
|  | 31  | 1                                | 1     | 1   | 1                                | -     | 8   | 3                                | 11                                 | 2   | -                                | -     | 6               | 1  | 10  | - | 07                |    |
|  | 120   | 22                               | 3     | 56  | 2                                | -     | -   | -                                | -                                  | -   | -                                | -     | -               | -  | -   | - | 08                |    |
|  | 4   | 1                                | -     | 2   | -                                | -     | -   | -                                | -                                  | -   | -                                | -     | -               | -  | -   | - | 09                |    |
|  | 1   | 2                                | -     | 2   | -                                | -     | -   | -                                | -                                  | -   | -                                | -     | -               | -  | -   | - | 10                |    |
|  | 125   | 11                               | 1     | 8   | 47                               | -     | 26  | 21                               | 8                                  | -   | -                                | -     | 2               | 2  | 2   | - | 11                |    |
|  | 116   | 27                               | 9     | 54  | 5                                | 1     | 11  | 4                                | 4                                  | 6   | -                                | -     | 8               | 4  | 4   | - | 12                |    |
|  | 185   | 24                               | 18    | 35  | 18                               | 6     | 40  | 4                                | 5                                  | 14  | -                                | -     | 12              | 1  | 10  | - | 13                |    |
|  | 887   | 107                              | 18    | 167   | 149                              | 28    | 323   | 22                               | 7                                  | 44  | -                                | -     | 27              | 2  | 19  | - | 14                |    |
|  | 1,023   | 89                               | 12    | 90  | 261                              | 51    | 548   | 30                               | 323                                | 5   | -                                | -     | 34              | 1  | 5   | - | 15                |    |
|  | 563   | 31                               | 5     | 38  | 129                              | 1     | 323   | 5                                | 2                                  | 2   | -                                | -     | 3               | 1  | 1   | - | 16                |    |
|  | 43  | 15                               | 61    | 523   | 621                              | 117   | 1,277   | 65                               | 11                                 | 87  | -                                | -     | 54              | 4  | 4   | - | 17                |    |
| Total Cape                               | 3,185   | 331                              | 47    | 342   | 1,277                            | 50    | 581   | 167                              | 22                                 | 218   | -                                | -     | 40              | 16 | 104 | - | Totaal Kaap       |    |
| Economic region                          | 90  | 25                               | 2     | 42  | 6                                | 3     | 7   | 2                                | 2                                  | 2   | -                                | -     | 5               | -  | 12  | - | Natal             |    |
|  | 29  | 5                                | 1     | 1   | 3                                | 1     | 4   | 1                                | 1                                  | 1   | -                                | -     | -               | -  | -   | - | Ekonomiese streek |    |
|  | 12  | -                                | 1     | 1   | 2                                | 1     | 10  | 2                                | 3                                  | 3   | -                                | -     | -               | -  | -   | - | 30                |    |
|  | 20  | -                                | 2     | 17  | 11                               | 7     | 22  | 5                                | 2                                  | 9   | -                                | -     | 2               | 2  | 2   | - | 31                |    |
|  | 99  | 19                               | 2     | 32  | 7                                | 3     | 23  | 4                                | 4                                  | 7   | -                                | -     | 1               | 1  | 4   | - | 32                |    |
|  | 7   | 2                                | -     | 1   | 1                                | 1     | 128   | 24                               | 4                                  | 27  | -                                | -     | 1               | 1  | 14  | - | 33                |    |
|  | 329   | 32                               | 9     | 54  | 38                               | 7     | 193   | 122                              | 14                                 | 154   | -                                | -     | 27              | 7  | 3   | - | 34                |    |
|  | 1,013   | 89                               | 28    | 193   | 71                               | 19    | 263   | 122                              | 3                                  | 13  | -                                | -     | 1               | 1  | 7   | - | 35                |    |
|  | 292   | 10                               | 5     | 25  | 37                               | 12    | 182   | 4                                | 1                                  | 1   | -                                | -     | 1               | 1  | 3   | - | 36                |    |
|  | 34  | 5                                | -     | 1   | 14                               | 3     | 4   | 1                                | 4                                  | 4   | -                                | -     | 4               | 4  | 4   | - | 37                |    |
|  | 47  | 11                               | 47    | 342   | 196                              | 50    | 581   | 167                              | 22                                 | 218   | -                                | -     | 4               | 4  | 4   | - | 38                |    |
| Total Natal                              | 1,981   | 198                              | 47    | 342   | 196                              | 50    | 581   | 167                              | 22                                 | 218   | -                                | -     | 40              | 16 | 104 | - | Totaal Natal      |    |
| Economic region                          | 30  | 31                               | 3     | 42  | 6                                | 3     | 7   | 2                                | 2                                  | 2   | -                                | -     | 5               | -  | 12  | - | Ekonomiese streek |    |
|  | 12  | -                                | 1     | 1   | 4                                | 2     | 4   | 1                                | 1                                  | 1   | -                                | -     | -               | -  | -   | - | 31                |    |
|  | 20  | -                                | 2     | 17  | 11                               | 7     | 22  | 5                                | 2                                  | 9   | -                                | -     | 2               | 2  | 2   | - | 32                |    |
|  | 99  | 19                               | 2     | 32  | 7                                | 3     | 23  | 4                                | 4                                  | 7   | -                                | -     | 1               | 1  | 4   | - | 33                |    |
|  | 7   | 2                                | -     | 1   | 1                                | 1     | 128   | 24                               | 4                                  | 27  | -                                | -     | 1               | 1  | 14  | - | 34                |    |
|  | 329   | 32                               | 9     | 54  | 38                               | 7     | 193   | 122                              | 14                                 | 154   | -                                | -     | 27              | 7  | 3   | - | 35                |    |
|  | 1,013   | 89                               | 28    | 193   | 71                               | 19    | 263   | 122                              | 3                                  | 13  | -                                | -     | 1               | 1  | 7   | - | 36                |    |
|  | 292   | 10                               | 5     | 25  | 37                               | 12    | 182   | 4                                | 1                                  | 1   | -                                | -     | 1               | 1  | 3   | - | 37                |    |
|  | 34  | 5                                | -     | 1   | 14                               | 3     | 4   | 1                                | 4                                  | 4   | -                                | -     | 4               | 4  | 4   | - | 38                |    |
|  | 47  | 11                               | 47    | 342   | 196                              | 50    | 581   | 167                              | 22                                 | 218   |                                  |       |                 |    |     |   |                   |    |



| Religion                        | Total<br>Totaal | Age groups - Ouderdomsgroepe |        |        |        |        |        |         |        |       |       | Godsdien                       |
|---------------------------------|-----------------|------------------------------|--------|--------|--------|--------|--------|---------|--------|-------|-------|--------------------------------|
|                                 |                 | 0-14                         |        | 15-19  |        | 20-24  |        | 25-64   |        | 65+   |       |                                |
|                                 |                 | M.                           | F.-V.  | M.     | F.-V.  | M.     | F.-V.  | M.      | F.-V.  | M.    | F.-V. |                                |
| Nederduits Gereformeerde        | 9,602           | 1,464                        | 1,646  | 417    | 385    | 619    | 511    | 2,703   | 1,676  | 86    | 95    | Nederduits Gereformeerde       |
| Gereformeerde                   | 1,034           | 209                          | 189    | 40     | 47     | 53     | 48     | 237     | 186    | 11    | 14    | Gereformeerde                  |
| Nederduits Hervormde            | 710             | 79                           | 98     | 39     | 26     | 79     | 30     | 239     | 113    | 4     | 3     | Nederduits Hervormde           |
| Anglican                        | 26,877          | 3,864                        | 3,792  | 1,606  | 894    | 2,633  | 956    | 8,815   | 4,127  | 227   | 263   | Anglikaanse                    |
| Methodist                       | 33,326          | 4,051                        | 4,460  | 1,935  | 1,055  | 3,331  | 1,242  | 11,642  | 5,016  | 310   | 284   | Metodiste                      |
| Presbyterian                    | 7,151           | 786                          | 780    | 540    | 193    | 992    | 192    | 2,734   | 834    | 55    | 45    | Presbiteriaanse                |
| Congregational                  | 874             | 77                           | 79     | 53     | 25     | 112    | 28     | 383     | 105    | 7     | 5     | Congregational                 |
| Lutheran                        | 16,694          | 2,578                        | 2,800  | 816    | 678    | 1,310  | 791    | 4,703   | 2,630  | 151   | 177   | Lutherse                       |
| Roman Catholic                  | 28,392          | 2,321                        | 2,572  | 1,934  | 546    | 4,477  | 783    | 12,513  | 3,032  | 111   | 103   | Rooms-Katolieke                |
| Apostolic Faith Mission         | 2,444           | 243                          | 284    | 146    | 90     | 272    | 153    | 872     | 346    | 18    | 20    | Apostoliese Geloofsending      |
| Baptist                         | 7,112           | 1,350                        | 1,401  | 350    | 393    | 374    | 386    | 1,483   | 1,212  | 84    | 79    | Baptiste                       |
| Seventh Day Adventist           | 1,128           | 179                          | 209    | 47     | 51     | 96     | 57     | 284     | 181    | 10    | 14    | Sewende Dag Adventiste         |
| Other Christian                 | 22,043          | 3,369                        | 3,615  | 1,009  | 962    | 1,457  | 1,238  | 6,001   | 4,012  | 189   | 191   | Ander Christelike              |
| Bantu Christian                 | 92,013          | 17,356                       | 18,883 | 4,333  | 4,193  | 4,699  | 4,264  | 20,579  | 15,658 | 930   | 1,108 | Bantoe Christelike             |
| Other                           | 314             | 45                           | 35     | 13     | 7      | 37     | 12     | 121     | 39     | 3     | 2     | Ander                          |
| Object to state and no religion | 71,748          | 905                          | 748    | 7,685  | 189    | 15,401 | 339    | 45,103  | 1,087  | 262   | 29    | Maak beswaar en geen godsdiens |
| ?                               | 8,044           | 643                          | 659    | 510    | 340    | 920    | 406    | 3,383   | 1,059  | 76    | 48    | ?                              |
| Total                           | 329,506         | 39,219                       | 42,200 | 21,533 | 10,074 | 36,862 | 11,436 | 121,795 | 41,373 | 2,534 | 2,480 | Totaal                         |

1/ Includes age unspecified

1/ Sluit ouderdom ongespesifiseer in

| Birthplace and sex                                 | Total<br>Totaal | Industry divisions - Nywerheidsafdelings |                        |                         |                     |                     |                             |                     |                  |                      |                             |                          |  | Geboorteplek en geslag                   |   |
|--|-----------------|--|------------------------|-------------------------|---------------------|---------------------|-----------------------------|---------------------|------------------|----------------------|-----------------------------|--------------------------|--|--|---|
|  |                 | Agriculture - Landbou                    |                        |                         |                     |                     |                             | Commerce - Handel   |                  | Transport            |                             | Services                 | Unemployed and unskilled workers on enterprises - Loos en onge-spesifiseer |  | Net economically active - Niet-ekonomies bedryf-wig |
|  |                 | Agri-culture                             | Mining                 | Manu-facturing          | Con-struction       | Elec-tricity        | Whole-sale and retail trade | Motor trade         | Other            | Vervoer              | Dienste                     |                          |  |  |   |
| <u>South Africa</u>                                | M.<br>F.<br>T.  | 5,994<br>255<br>6,249                    | 49,641<br>18<br>49,659 | 30,167<br>803<br>30,970 | 5,571<br>4<br>5,575 | 1,376<br>2<br>1,378 | 6,640<br>347<br>6,987       | 1,243<br>5<br>1,248 | 555<br>36<br>591 | 2,919<br>19<br>2,938 | 11,751<br>18,813<br>117,628 | 6,536<br>7,994<br>14,530 | 43,035<br>74,593<br>117,628  | M. Suid-Afrika<br>V.<br>T.               |   |
| Cape   | M.<br>F.<br>T.  | 42,460<br>5,115<br>47,575                | 33,979<br>6<br>33,988  | 2,901<br>50<br>2,951    | 761<br>1<br>762     | 659<br>-<br>659     | 416<br>13<br>429            | 56<br>-<br>56       | 41<br>5<br>46    | 470<br>1<br>471      | 1,424<br>1,564<br>3,754     | 471<br>326<br>797        | 614<br>3,140<br>3,754  | M. Kaap<br>V.<br>T.                      |   |
| Natal  | M.<br>F.<br>T.  | 14,097<br>3,658<br>17,745                | 7,039<br>6<br>7,043    | 2,904<br>36<br>2,940    | 412<br>-<br>412     | 127<br>-<br>127     | 690<br>707<br>1,397         | 100<br>100<br>200   | 52<br>-<br>52    | 201<br>2<br>203      | 1,109<br>1,152<br>2,261     | 404<br>238<br>642        | 446<br>2,649<br>3,095  | M. Natal<br>V.<br>T.                     |   |
| Transvaal  | M.<br>F.<br>T.  | 104,616<br>89,812<br>194,428             | 7,878<br>5<br>7,883    | 23,314<br>691<br>24,005 | 4,105<br>3<br>4,108 | 570<br>2<br>572     | 5,264<br>302<br>5,566       | 1,024<br>5<br>1,029 | 453<br>30<br>483 | 2,110<br>15<br>2,125 | 8,672<br>14,391<br>23,063   | 5,405<br>7,194<br>12,599 | 41,473<br>66,942<br>108,415  | M. Transvaal<br>V.<br>T.                 |   |
| O.F.S.   | M.<br>F.<br>T.  | 3,699<br>3,810<br>7,509                  | 733<br>8<br>733        | 948<br>26<br>974        | 274<br>-<br>274     | 18<br>14<br>32      | 250<br>14<br>264            | 59<br>-<br>59       | 7<br>1<br>8      | 127<br>1<br>127      | 430<br>1,437<br>1,867       | 229<br>214<br>443        | 344<br>2,454<br>2,798  | M. O.V.S.<br>V.<br>T.                    |   |
| South Africa (so stated)                           | M.<br>F.<br>T.  | 566<br>494<br>1,060                      | 12<br>3<br>12          | 100<br>-<br>100         | 19<br>-<br>19       | 2<br>-<br>2         | 20<br>1<br>21               | 4<br>-<br>4         | 2<br>-<br>2      | 11<br>1<br>12        | 116<br>269<br>385           | 27<br>22<br>49           | 158<br>198<br>356  | M. Suid-Afrika (so opgegees)<br>V.<br>T. |   |
| Other in Africa<br>South West Africa               | M.<br>F.<br>T.  | 219<br>7<br>226                          | 4<br>-<br>4            | 5<br>-<br>5             | 3<br>-<br>3         | -<br>-<br>-         | 3<br>-<br>3                 | -<br>-<br>-         | 1<br>-<br>1      | 1<br>-<br>1          | 8<br>-<br>8                 | 2<br>-<br>2              | 1<br>-<br>1  | M. Ander in Afrika<br>V.<br>T.           |   |
| British countries and colonies<br>Rhodesia (South) | M.<br>F.<br>T.  | 384<br>3<br>387                          | 71<br>-<br>71          | 202<br>-<br>202         | 7<br>-<br>7         | 1<br>-<br>1         | 10<br>-<br>10               | 2<br>-<br>2         | 1<br>-<br>1      | 3<br>-<br>3          | 46<br>-<br>46               | 9<br>-<br>9              | 4<br>-<br>4  | M. Britse lande en kolonies<br>V.<br>T.  |   |
| Rhodesia (North)                                   | M.<br>F.<br>T.  | 754<br>3<br>757                          | 48<br>-<br>48          | 597<br>-<br>597         | 9<br>-<br>9         | -<br>-<br>-         | 5<br>-<br>5                 | 1<br>-<br>1         | 2<br>-<br>2      | 2<br>-<br>2          | 45<br>-<br>45               | 12<br>-<br>12            | 2<br>-<br>2  | M. Rhodesië (Noord)<br>V.<br>T.          |   |
| Rhodesia (so stated)                               | M.<br>F.<br>T.  | 285<br>12<br>297                         | 76<br>-<br>76          | 47<br>-<br>47           | 10<br>-<br>10       | 1<br>-<br>1         | 12<br>-<br>12               | 2<br>-<br>2         | 2<br>-<br>2      | 5<br>-<br>5          | 64<br>-<br>64               | 34<br>-<br>34            | 6<br>-<br>6  | M. Rhodesië (so opgegees)<br>V.<br>T.    |   |
| Nyasaland  | M.<br>F.<br>T.  | 4,475<br>26<br>4,501                     | 591<br>-<br>591        | 3,104<br>-<br>3,104     | 59<br>-<br>59       | 5<br>-<br>5         | 32<br>-<br>32               | 6<br>-<br>6         | 10<br>-<br>10    | 15<br>-<br>15        | 288<br>-<br>288             | 67<br>-<br>67            | 12<br>-<br>12  | M. Nyasaland<br>V.<br>T.                 |   |
| Basutoland   | M.<br>F.<br>T.  | 15,897<br>19<br>15,916                   | 155<br>-<br>155        | 13,192<br>-<br>13,192   | 268<br>-<br>268     | 85<br>-<br>85       | 141<br>-<br>141             | 9<br>-<br>9         | 3<br>-<br>3      | 209<br>-<br>209      | 252<br>-<br>252             | 146<br>-<br>146          | 219<br>-<br>219  | M. Basoetoland<br>V.<br>T.               |   |
|  |                 | 16,757                                   | 174                    | 13,199                  | 1,182               | 85                  | 150                         | 17                  | 4                | 209                  | 860                         | 308                      | 2,301  |  |   |

TABLE 59 - BIRTHPLACE BY INDUSTRY

TABLE 59 - GEBORTEPLEK VOLGENS NYWERHEID

| Birthplace and sex     | Industry divisions - Nywerheidsafdelings |                        |                         |                     |                     |                             |                     |           |                      |                            |                             |                             |  | Not economically active |
|------------------------|--|------------------------|-------------------------|---------------------|---------------------|-----------------------------|---------------------|-----------|----------------------|----------------------------|-----------------------------|-----------------------------|--|-------------------------|
|                        | Total                                    |                        |                         |                     | Commerce            |                             |                     | Handel    |                      | Transport                  |                             | Services                    | Unemployed                                 |                         |
|                        | Agri-culture                             | Mining                 | Manu-facturing          | Con-struction       | Elec-tricity        | Whole-sale and retail trade | Motor trade         | Other     | Trans-port           | Ser-vices                  | Unem-ployed                 | Not eco-nomically active    | Geboorteplek en geslag                     |                         |
|                        | Landbou                                  | Myn-wese               | Fabriekswese            | Konstruksie         | Elektri-siteit      | Groot- en kleinhandel       | Motor-handel        | Ander     | Vervoer              | Dienste                    | Werkloos en ongespesifiseer |                             |  |                         |
| Swaziland              | M. 4,482<br>F. 1,498<br>T. 5,980         | 3,267<br>1<br>3,268    | 436<br>8<br>444         | 73<br>74            | 26<br>26            | 108<br>2<br>110             | 18<br>18            | 5<br>5    | 26<br>26             | 200<br>573<br>773          | 70<br>85<br>155             | 133<br>822<br>955           | M. Swaziland<br>V. T.                      |                         |
| Bechuanaland           | M. 2,507<br>F. 186<br>T. 2,693           | 2,147<br>2<br>2,149    | 103<br>2<br>105         | 49<br>49            | 9<br>9              | 22<br>22                    | 2<br>2              | 2<br>3    | 13<br>13             | 68<br>37<br>105            | 44<br>103<br>119            | 16<br>103<br>119            | M. Betsjoanaland<br>V. T.                  |                         |
| Tanganyika             | M. 3,941<br>F. -<br>T. 3,941             | 2<br>3,934<br>2        | 1<br>1<br>2             | -<br>1              | 1<br>1              | -<br>1                      | -<br>1              | -<br>1    | -<br>1               | 2<br>2                     | -<br>1                      | -<br>1                      | M. Tanganyika<br>V. T.                     |                         |
| Other                  | M. 7<br>F. 2<br>T. 9                     | 1<br>2<br>3            | -<br>1<br>1             | -<br>1              | -<br>1              | -<br>1                      | -<br>1              | -<br>1    | -<br>1               | 3<br>3                     | 1<br>2<br>3                 | 1<br>2<br>3                 | M. Ander<br>V. T.                          |                         |
| Portuguese territories | M. 22,153<br>F. 42<br>T. 22,195          | 21,582<br>3<br>21,585  | 154<br>154              | 27<br>27            | 1<br>1              | 19<br>19                    | 2<br>2              | 1<br>1    | 3<br>3               | 126<br>128                 | 44<br>52                    | 17<br>35<br>52              | M. Portugese gebiede<br>V. Mosambiek<br>T. |                         |
| Angola                 | M. 1,450<br>F. -<br>T. 1,450             | 1,449<br>1<br>1,450    | -<br>1                  | -<br>1              | -<br>1              | -<br>1                      | -<br>1              | -<br>1    | -<br>1               | -<br>1                     | -<br>1                      | -<br>1                      | M. Angola<br>V. T.                         |                         |
| Other territories      | M. 28<br>F. 8<br>T. 36                   | 19<br>19<br>38         | 2<br>2                  | -<br>1              | -<br>1              | -<br>1                      | -<br>1              | -<br>1    | -<br>1               | 2<br>2                     | 2<br>3                      | 1<br>2<br>3                 | M. Ander gebiede<br>V. T.                  |                         |
| Other and unspecified  | M. 12<br>F. 5<br>T. 17                   | 3<br>3<br>6            | 1<br>1                  | -<br>1              | -<br>1              | 2<br>2                      | -<br>1              | -<br>1    | -<br>1               | 2<br>3                     | 1<br>2                      | 1<br>2                      | M. Ander en ongespesifiseer<br>V. T.       |                         |
| Total                  | M. 221,962<br>F. 107,571<br>T. 329,533   | 99,377<br>29<br>99,406 | 32,390<br>846<br>33,236 | 6,076<br>5<br>6,081 | 1,506<br>3<br>1,509 | 6,994<br>358<br>7,352       | 1,293<br>5<br>1,298 | 582<br>60 | 3,196<br>19<br>3,215 | 12,857<br>20,053<br>32,910 | 6,968<br>8,259<br>15,227    | 43,447<br>77,676<br>121,123 | M. Totaal<br>V. T.                         |                         |

TABLE 60 - INDUSTRY BY HOME LANGUAGE

TABLE 60 - NYWERHEID VOLGENS HUISTAAL

| Industry divisions         | Home language - Huistaal               |                              |                            |                           |                            |                            |                            |                            |                         |                         |                   |             |   |
|----------------------------|--|------------------------------|----------------------------|---------------------------|----------------------------|----------------------------|----------------------------|----------------------------|-------------------------|-------------------------|-------------------|-------------|---|
|                            | Xhosa                                  | Zulu                         | Swazi                      | Ndebele                   | Sesheo-shoe                | Tswana                     | Sepeeti                    | Shan-gaan                  | Venda                   | Other                   | Afri-kaans        | English     | Nywerheidsafdelings                     |
|                            | Zoeloe                                 | Swazi                        | Ndebele                    | Sesheo-shoe               | Tswana                     | Sepeeti                    | Shan-gaan                  | Venda                      | Other                   | Afri-kaans              | English           |             |   |
| Agriculture                | M. 7,276<br>F. 280<br>T. 7,556         | 1,948<br>60<br>2,008         | 491<br>19<br>510           | 695<br>31<br>726          | 989<br>1,017<br>2,006      | 176<br>6<br>182            | 790<br>105<br>895          | 373<br>3<br>376            | 205<br>1<br>206         | 608<br>2<br>610         | 33<br>33          | -<br>-<br>- | M. Landbou<br>V. T.                     |
| Mining                     | M. 99,370<br>F. 29<br>T. 99,399        | 7,930<br>5<br>7,935          | 3,483<br>2<br>3,485        | 258<br>259                | 14,448<br>14,455           | 4,605<br>4,607             | 16,928<br>16,930           | 114<br>114                 | 15,682<br>15,683        | 13<br>13                | 13                | -<br>-      | M. Mynwese<br>V. T.                     |
| Manufacturing              | M. 32,330<br>F. 846<br>T. 33,236       | 8,150<br>116<br>8,434        | 1,901<br>41<br>1,960       | 1,767<br>143<br>1,908     | 3,435<br>1,433<br>3,578    | 7,650<br>81<br>7,731       | 2,575<br>12<br>2,587       | 699<br>13<br>700           | 333<br>3<br>336         | 38<br>39                | 38                | -<br>-      | M. Fabriekswese<br>V. T.                |
| Construction               | M. 6,076<br>F. 1<br>T. 6,081           | 1,339<br>2<br>1,339          | 422<br>2                   | 555<br>556                | 763<br>763                 | 1,180<br>1,181             | 323<br>323                 | 102<br>102                 | 96<br>96                | 10<br>10                | 10                | -<br>-      | M. Konstruksie<br>V. T.                 |
| Electricity                | M. 1,500<br>F. 2<br>T. 1,502           | 630<br>-<br>630              | 261<br>1<br>261            | 46<br>46                  | 131<br>131                 | 40<br>41                   | 206<br>206                 | 58<br>58                   | 45<br>45                | 5<br>5                  | 5                 | -<br>-      | M. Elektriesiteit<br>V. T.              |
| Commerce                   | M. 6,992<br>F. 358<br>T. 7,350         | 2,353<br>124<br>2,477        | 608<br>25<br>633           | 514<br>20<br>534          | 841<br>43<br>884           | 642<br>48<br>694           | 978<br>287<br>1,026        | 281<br>6<br>287            | 65<br>65                | 40<br>41                | 16<br>17          | 1<br>1      | M. Groot- en kleinhandel<br>V. T.       |
| Motor trade                | M. 1,293<br>F. 5<br>T. 1,298           | 411<br>2<br>413              | 122<br>122                 | 127<br>129                | 160<br>160                 | 137<br>137                 | 164<br>165                 | 43<br>43                   | 6<br>6                  | 4<br>4                  | 5<br>5            | -<br>-      | M. Motorhandel<br>V. T.                 |
| Other                      | M. 561<br>F. 38<br>T. 619              | 51<br>10<br>61               | 26<br>1<br>27              | 32<br>34                  | 56<br>63                   | 30<br>34                   | 217<br>220                 | 23<br>23                   | 14<br>14                | 7<br>7                  | 4<br>4            | 1<br>1      | M. Ander<br>V. T.                       |
| Transport                  | M. 3,194<br>F. 19<br>T. 3,213          | 503<br>1<br>504              | 689<br>9<br>698            | 181<br>182                | 493<br>494                 | 174<br>177                 | 644<br>647                 | 223<br>224                 | 63<br>63                | 16<br>16                | 9<br>9            | -<br>-      | M. Vervoer<br>V. T.                     |
| Services                   | M. 12,856<br>F. 20,053<br>T. 32,909    | 1,770<br>6,305<br>4,673      | 3,188<br>2,423<br>3,204    | 717<br>2,398<br>2,398     | 1,517<br>3,401<br>4,918    | 893<br>1,453<br>2,346      | 2,723<br>1,999<br>4,146    | 716<br>356<br>915          | 213<br>51<br>264        | 366<br>52<br>418        | 33<br>95<br>128   | 6<br>6      | M. Dienste<br>V. T.                     |
| Unemployed and unspecified | M. 6,987<br>F. 8,261<br>T. 15,248      | 910<br>1,050<br>1,960        | 532<br>767<br>1,299        | 492<br>588<br>1,080       | 992<br>1,150<br>2,142      | 807<br>877<br>1,725        | 797<br>1,674               | 205<br>338                 | 48<br>27<br>75          | 142<br>11<br>153        | 19<br>17<br>36    | -<br>-      | M. Werkloos en ongespesifiseer<br>V. T. |
| Total economically active  | M. 178,515<br>F. 29,896<br>T. 208,411  | 43,776<br>4,154<br>47,930    | 8,559<br>3,364<br>11,923   | 5,405<br>2,364<br>7,769   | 23,825<br>4,780<br>28,605  | 7,761<br>2,542<br>10,303   | 19,954<br>2,544<br>22,498  | 21,748<br>80<br>22,104     | 1,574<br>80<br>1,654    | 17,239<br>207<br>17,369 | 180<br>114<br>294 | 2<br>6<br>8 | M. Totaal ekonomiese bedrywig<br>V. T.  |
| Not economically active    | M. 43,446<br>F. 77,676<br>T. 121,122   | 13,736<br>24,321<br>38,057   | 3,716<br>6,670<br>10,386   | 3,765<br>9,678<br>15,243  | 5,739<br>11,148<br>16,887  | 4,213<br>7,218<br>11,431   | 5,045<br>9,347<br>14,392   | 1,302<br>2,402<br>3,704    | 224<br>424<br>648       | 158<br>207<br>365       | 101<br>300        | -<br>-      | M. Nie-ekonomiese bedrywig<br>V. T.     |
| Total                      | M. 221,962<br>F. 107,572<br>T. 329,533 | 117,512<br>33,843<br>151,355 | 12,092<br>10,034<br>22,126 | 9,170<br>13,356<br>22,526 | 12,275<br>15,277<br>27,552 | 11,927<br>21,981<br>33,908 | 17,974<br>31,660<br>49,634 | 23,050<br>21,891<br>44,941 | 1,798<br>2,302<br>4,100 | 17,457<br>17,734        | 281<br>594        | 2<br>8      | M. Totaal<br>V. T.                      |

BANTU  
TABLE 61 - INDUSTRY BY AGE

TABEL 61 - NYWEHEID VOLGENS OUDERDOM

BANTOES

| Industry divisions         | Total   |         | Age groups - Ouderdomsgroepe |        |        |        |        |        |        |        |        |       |     |                             | Nyweheidsafdelings |
|----------------------------|---------|---------|------------------------------|--------|--------|--------|--------|--------|--------|--------|--------|-------|-----|-----------------------------|--------------------|
|                            | Totaal  |         | -20                          |        | 20-24  |        | 25-34  |        | 35-64  |        | 65+    |       | ?   |                             |                    |
|                            | M.      | F.-V.   | M.                           | F.-V.  | M.     | F.-V.  | M.     | F.-V.  | M.     | F.-V.  | M.     | F.-V. | M.  | F.-V.                       |                    |
| Agriculture                | 7,556   | 280     | 114                          | 1,021  | 50     | 2,079  | 40     | 3,057  | 69     | 215    | 7      | 15    | -   | Landbou                     |                    |
| Mining                     | 99,402  | 29      | 12,005                       | 24,550 | 4      | 32,177 | 12     | 30,251 | 12     | 276    | -      | 114   | -   | Mynwese                     |                    |
| Manufacturing              | 33,236  | 846     | 2,097                        | 5,437  | 231    | 11,040 | 312    | 13,449 | 187    | 341    | 2      | 26    | 1   | Fabriekswese                |                    |
| Construction               | 6,081   | 5       | 221                          | 738    | 3      | 1,961  | -      | 3,070  | -      | 76     | 1      | 10    | -   | Konstruksie                 |                    |
| Electricity                | 1,502   | 2       | 32                           | 225    | -      | 565    | 1      | 657    | -      | 18     | -      | 3     | -   | Elektrisiteit               |                    |
| Commerce                   |         |         |                              |        |        |        |        |        |        |        |        |       |     | Handel                      |                    |
| Wholesale and retail trade | 7,350   | 358     | 481                          | 898    | 98     | 2,093  | 105    | 3,383  | 96     | 133    | 4      | 4     | -   | Groot- en kleinhandel       |                    |
| Motor trade                | 1,298   | 5       | 51                           | 155    | 1      | 387    | 2      | 686    | -      | 12     | -      | 2     | -   | Motorhandel                 |                    |
| Other                      | 619     | 38      | 11                           | 51     | 11     | 229    | 9      | 285    | 15     | 3      | -      | 2     | -   | Ander                       |                    |
| Transport                  | 3,213   | 19      | 85                           | 305    | 2      | 1,105  | 7      | 1,669  | 9      | 28     | -      | 2     | -   | Vervoer                     |                    |
| Services                   | 32,909  | 20,053  | 984                          | 1,951  | 4,312  | 4,085  | 6,587  | 5,426  | 6,811  | 364    | 126    | 46    | 83  | Dienste                     |                    |
| Unemployed and unspecified | 15,248  | 6,987   | 1,901                        | 3,154  | 2,632  | 1,519  | 1,569  | 2,214  | 882    | 74     | 19     | 16    | 5   | Werkloos en ongespesifiseer |                    |
| Total economically active  | 208,414 | 178,518 | 29,896                       | 18,757 | 5,579  | 36,594 | 7,344  | 57,240 | 8,644  | 64,147 | 8,081  | 1,540 | 240 | Totaal ekonomies bedrywig   |                    |
| Not economically active    | 121,123 | 43,447  | 77,676                       | 41,701 | 46,533 | 272    | 4,093  | 89     | 10,418 | 335    | 14,232 | 1,027 | 23  | Nie-ekonomies bedrywig      |                    |
| Total                      | 329,537 | 221,965 | 107,572                      | 60,458 | 52,112 | 36,866 | 11,437 | 57,329 | 19,062 | 64,482 | 22,313 | 2,567 | 263 | Totaal                      |                    |

BANTU

TABLE 62 - INDUSTRY BY IDENTITY OF EMPLOYER

BANTOES

TABEL 62 - NYWEHEID VOLGENS IDENTITEIT VAN WERKEGWER

| Industry divisions                  | Total   | Identity of employer - Identiteit van werkegwer |            |                   |                   |                               |                                |                     |                              |                    |                                 |                         |        | Nyweheidsafdelings |   |   |                              |
|-------------------------------------|---------|---|------------|-------------------|-------------------|-------------------------------|--------------------------------|---------------------|------------------------------|--------------------|---------------------------------|-------------------------|--------|--------------------|---|---|------------------------------|
|                                     |         | Public authorities Openbare owerheids           |            |                   |                   |                               |                                |                     |                              |                    |                                 |                         |        |                    |   |   |                              |
|                                     |         | Government                                      | Provincial | Local authorities | Bantu authorities | Subsidiary public authorities | Public subsidized institutions | Public corporations | Private business enterprises | Private households | Non-profit motive organizations | Not economically active |        |                    |   |   |                              |
| Agriculture                         | 7,276   | 3   | -          | 2                 | -                 | -                             | -                              | -                   | -                            | -                  | 2                               | -                       | -      | 7,268              | - | - | Landbou                      |
| Mining                              | 99,402  | 11  | 1          | 3                 | 9                 | -                             | -                              | -                   | -                            | -                  | 1                               | -                       | -      | 99,347             | - | - | Mynwese                      |
| Manufacturing                       | 32,390  | 72  | 2          | 124               | -                 | 1                             | -                              | -                   | -                            | -                  | 556                             | 50                      | 31,584 | 1                  | - | - | Fabriekswese                 |
| Construction                        | 6,076   | 21  | 230        | 1,262             | -                 | -                             | -                              | -                   | -                            | -                  | 886                             | 1                       | 3,676  | -                  | - | - | Konstruksie                  |
| Electricity                         | 1,500   | 1   | -          | 985               | -                 | -                             | -                              | -                   | -                            | -                  | 886                             | 1                       | 3,680  | -                  | - | - | Elektrisiteit                |
| Commerce Wholesale and retail trade | 6,992   | 2   | -          | 16                | -                 | -                             | -                              | -                   | -                            | -                  | 1                               | -                       | 6,971  | 2                  | - | - | Handel Groot- en kleinhandel |
| Motor trade                         | 1,298   | -   | -          | 17                | -                 | -                             | -                              | -                   | -                            | -                  | 1                               | -                       | 7,328  | 2                  | - | - | Motorhandel                  |
| Other                               | 581     | 12  | -          | -                 | -                 | -                             | -                              | -                   | -                            | -                  | -                               | -                       | 1,293  | -                  | - | - | Ander                        |
| Transport                           | 3,194   | 423   | -          | 167               | -                 | -                             | -                              | -                   | -                            | -                  | 1,577                           | -                       | 1,097  | -                  | - | - | Vervoer                      |
| Services                            | 12,856  | 1,946   | 688        | 2,287             | 3                 | -                             | -                              | -                   | -                            | -                  | 8                               | -                       | 1,030  | -                  | - | - | Dienste                      |
| Total                               | 329,537 | 2,295   | 1,047      | 2,363             | 3                 | 3                             | 3                              | 3                   | 1                            | 1                  | 255                             | 7                       | 3,157  | 715                | 2 | 3 | Totaal                       |

BANTU  
TABLE 62 - INDUSTRY BY IDENTITY OF EMPLOYER

TABEL 62 - NYWERHEID VOLGENS IDENTITEIT VAN WERKGEWER

BANTOES

| Industry divisions         | Identity of employer - Identiteit van werkgever |            |                   |                               |       |          |                         |             |             |                     |        |                              |                              |                          |                          |                         |         |
|----------------------------|---|------------|-------------------|-------------------------------|-------|----------|-------------------------|-------------|-------------|---------------------|--------|------------------------------|------------------------------|--------------------------|--------------------------|-------------------------|---------|
|                            | Public authorities overhede                     |            |                   | Subsidiary public authorities |       |          | Public sub-institutions |             |             | Public corporations |        | Private business enterprises | Private households           | Non-profit organizations | Not economically active  |                         |         |
|                            | Government                                      | Provincial | Local authorities | Bantu authorities             | Other | Openbare | Other                   | S.A.R. & H. | S.A.A. & H. | S.A.S. & H.         | S.A.L. | Other                        | Private business enterprises | Private households       | Non-profit organizations | Not economically active |         |
| Total                      | 6,987   | 1          | 3                 | 3                             | 2     | 2        | 9                       | 3,275       | 553         | 106                 | 3      | 6,867                        | 8,261                        | 1                        | 8,266                    | 15,113                  |         |
| Totaal                     | 8,261   | 4          | 7                 | 7                             | 2     | 9        | 3,275                   | 553         | 106         | 3                   | 6,867  | 8,261                        | 1                            | 8,266                    | 15,113                   | 15,113                  |         |
| Unemployed and unspecified | 15,248  | 5          | 1                 | 3                             | 2     | 9        | 3,275                   | 553         | 106         | 3                   | 6,867  | 8,261                        | 1                            | 8,266                    | 15,113                   | 15,113                  |         |
| Totaal                     | 15,248  | 5          | 1                 | 3                             | 2     | 9        | 3,275                   | 553         | 106         | 3                   | 6,867  | 8,261                        | 1                            | 8,266                    | 15,113                   | 15,113                  |         |
| Total economically active  | 178,518   | 2,496      | 922               | 4,849                         | 12    | 2        | 9                       | 3,275       | 553         | 154,395             | 4,561  | 575                          | 6,869                        | 8,247                    | 141                      | 8,247                   | 15,116  |
| Totaal                     | 208,414   | 357        | 86                | 86                            | 12    | 2        | 2                       | 14          | 554         | 2,191               | 18,498 | 141                          | 8,247                        | 141                      | 8,247                    | 15,116                  | 15,116  |
| Not economically active    | 43,447  | -          | -                 | -                             | -     | -        | -                       | -           | -           | -                   | -      | -                            | 43,447                       | -                        | 77,676                   | 121,123                 | 121,123 |
| Totaal                     | 77,676  | -          | -                 | -                             | -     | -        | -                       | -           | -           | -                   | -      | -                            | 43,447                       | -                        | 77,676                   | 121,123                 | 121,123 |
| Total                      | 221,965   | 2,496      | 922               | 4,849                         | 12    | 2        | 9                       | 3,275       | 553         | 154,395             | 4,561  | 575                          | 50,316                       | 8,247                    | 141                      | 85,923                  | 136,239 |
| Totaal                     | 329,537   | 357        | 86                | 86                            | 12    | 2        | 2                       | 14          | 554         | 2,191               | 18,498 | 141                          | 85,923                       | 141                      | 85,923                   | 136,239                 | 136,239 |
|                            | 329,537   | 2,833      | 1,281             | 4,935                         | 12    | 2        | 11                      | 3,289       | 554         | 156,586             | 23,059 | 716                          | 136,239                      | 716                      | 136,239                  | 136,239                 | 136,239 |

1/ Includes unemployed and unspecified  
1/ Sluit in werkloos en ongespesifiseer

BANTU  
TABLE 63 - OCCUPATION BY INDUSTRY

TABEL 63 - BEROEP VOLGENS NYWERHEID

BANTOES

| Major occupational groups                       | Industry divisions - Nywerheidsafdelings |         |         |         |               |         |              |         |             |         |                   |         |           |         |          |         |                                    |         |
|---|--|---------|---------|---------|---------------|---------|--------------|---------|-------------|---------|-------------------|---------|-----------|---------|----------|---------|------------------------------------|---------|
|   | Agriculture                              |         | Mining  |         | Manufacturing |         | Construction |         | Electricity |         | Commerce - Handel |         | Transport |         | Services |         | Unemployed and economically active |         |
|   | Landbou                                  | Mynwese | Mynwese | Wynwese | Wynwese       | Wynwese | Wynwese      | Wynwese | Wynwese     | Wynwese | Wynwese           | Wynwese | Wynwese   | Wynwese | Wynwese  | Wynwese | Wynwese                            | Wynwese |
| Total   | 629                                      | 10      | 26      | 1       | 1             | 1       | 1            | 1       | 1           | 1       | 1                 | 1       | 1         | 1       | 1        | 1       | 1                                  | 1       |
| Totaal  | 780                                      | 10      | 27      | 1       | 1             | 1       | 1            | 1       | 1           | 1       | 1                 | 1       | 1         | 1       | 1        | 1       | 1                                  | 1       |
| Professional, technical and related worker      | 1,409                                    | -       | -       | -       | -             | -       | -            | -       | -           | -       | -                 | -       | -         | -       | -        | -       | -                                  | -       |
| Administrative, executive and managerial worker | 3  | -       | -       | -       | -             | -       | -            | -       | -           | -       | -                 | -       | -         | -       | -        | -       | -                                  | -       |
| Public administrative official                  | 3  | -       | -       | -       | -             | -       | -            | -       | -           | -       | -                 | -       | -         | -       | -        | -       | -                                  | -       |
| Managerial worker                               | 94                                       | -       | -       | -       | -             | -       | -            | -       | -           | -       | -                 | -       | -         | -       | -        | -       | -                                  | -       |
| Clerical worker                                 | 5  | -       | -       | -       | -             | -       | -            | -       | -           | -       | -                 | -       | -         | -       | -        | -       | -                                  | -       |
| Sales worker                                    | 99                                       | -       | -       | -       | -             | -       | -            | -       | -           | -       | -                 | -       | -         | -       | -        | -       | -                                  | -       |
| Working proprietor                              | 1,858                                    | 2       | 948     | 468     | 21            | 5       | 83           | 4       | 12          | 29      | 282               | 4       | 4         | 4       | 4        | 4       | 4                                  | 4       |
| Other   | 54                                       | 2       | 472     | 4       | 4             | 4       | 4            | 4       | 4           | 4       | 4                 | 4       | 4         | 4       | 4        | 4       | 4                                  | 4       |
| Farmer, fisherman, lumberman and related worker | 361                                      | -       | -       | -       | -             | -       | -            | -       | -           | -       | -                 | -       | -         | -       | -        | -       | -                                  | -       |
| Farmer, farmworker, lumberman                   | 22                                       | -       | -       | -       | -             | -       | -            | -       | -           | -       | -                 | -       | -         | -       | -        | -       | -                                  | -       |
| Other   | 383                                      | -       | -       | -       | -             | -       | -            | -       | -           | -       | -                 | -       | -         | -       | -        | -       | -                                  | -       |
| Miner, quarryman and related worker             | 961                                      | -       | -       | -       | -             | -       | -            | -       | -           | -       | -                 | -       | -         | -       | -        | -       | -                                  | -       |
| Miner, quarryman and related worker             | 187                                      | -       | -       | -       | -             | -       | -            | -       | -           | -       | -                 | -       | -         | -       | -        | -       | -                                  | -       |
| Other   | 1,148                                    | -       | -       | -       | -             | -       | -            | -       | -           | -       | -                 | -       | -         | -       | -        | -       | -                                  | -       |
| Farmer, fisherman, lumberman and related worker | 8,567                                    | 7,162   | 16      | 29      | 2             | 4       | 9            | 9       | 1           | 17      | 1,271             | 56      | 3         | 3       | 3        | 3       | 3                                  | 3       |
| Farmer, farmworker, lumberman                   | 281                                      | 277     | 16      | 29      | 2             | 4       | 9            | 9       | 1           | 17      | 1,272             | 59      | 3         | 3       | 3        | 3       | 3                                  | 3       |
| Other   | 8,848                                    | 7,439   | 16      | 29      | 2             | 4       | 9            | 9       | 1           | 17      | 1,272             | 59      | 3         | 3       | 3        | 3       | 3                                  | 3       |
| Miner, quarryman and related worker             | -  | -       | -       | -       | -             | -       | -            | -       | -           | -       | -                 | -       | -         | -       | -        | -       | -                                  | -       |
| Miner, quarryman and related worker             | -  | -       | -       | -       | -             | -       | -            | -       | -           | -       | -                 | -       | -         | -       | -        | -       | -                                  | -       |
| Other   | 25                                       | -       | -       | -       | -             | -       | -            | -       | -           | -       | -                 | -       | -         | -       | -        | -       | -                                  | -       |
| Miner, quarryman and related worker             | 25                                       | -       | -       | -       | -             | -       | -            | -       | -           | -       | -                 | -       | -         | -       | -        | -       | -                                  | -       |

| Major occupational groups<br>Totaal    | Industry divisions - Nywerheidsafdelings |        |                         |                        |   |   |   |                |  |          | Unem-<br>ployed<br>and<br>inac-<br>tively<br>work-<br>less<br>on<br>spe-<br>cial<br>fiseer-<br>wag | Hoofoerogroep  |  |  |                          |
|--|--|--------|-------------------------|------------------------|---|---|---|----------------|--|----------|--|--|--|--|--------------------------|
|  | Agriculture<br>Landbou                   |        | Mining<br>Myn-<br>wese  |                        | Manu-<br>fac-<br>turing<br>Fab-<br>rieks-<br>wese |   | Con-<br>struc-<br>tion<br>Kon-<br>struk-<br>sie |                | Elec-<br>tricity<br>Elektri-<br>siteit |          |  |  | Commer-<br>ce<br>Handel                    |  | Ser-<br>vices<br>Dienste |
|  | Agri-<br>culture                         | Mining | Manu-<br>fac-<br>turing | Con-<br>struc-<br>tion | Elec-<br>tricity                                  | Whole-<br>sale<br>and<br>retail<br>trade<br>Groot-<br>en klein-<br>handel | Motor<br>trade<br>handel                        | Other<br>Ander | Trans-<br>port<br>Vervoer              | Services |  |  |  |  |                          |
| M. 3,648<br>F. 13<br>T. 3,661          | 59                                       | 70     | 787                     | 62                     | 14  | 1,501   | 89  | 51             | 605                                    | 387      | 23   | Not<br>eco-<br>nomi-<br>cally<br>active  | Werker in vervoer en<br>kommunikasie       |  |                          |
| M. 140,712<br>F. 505<br>T. 141,217     | 19                                       | 96,647 | 27,272                  | 5,128                  | 1,332   | 4,034   | 821   | 71             | 2,366                                  | 2,621    | 401  | Un-<br>employed<br>and<br>inac-<br>tively<br>work-<br>less<br>on<br>spe-<br>cial<br>fiseer-<br>wag | Ambagsmaat, produksiewerker<br>en arbeider |  |                          |
| M. 4,328<br>F. 472<br>T. 4,800         | 10                                       | 170    | 2,917                   | 786                    | 44  | 146   | 75  | 17             | 22                                     | 118      | 23   | Werk-<br>loos en<br>on-<br>gespesifiseer   | Ander                                      |  |                          |
| M. 10,902<br>F. 19,482<br>T. 30,384    | 27                                       | 1,491  | 836                     | 39                     | 107   | 253   | 46  | 396            | 137                                    | 7,533    | 37   | Diens-, sport- en ontspannings-<br>werker  |  |  |                          |
| M. 6,430<br>F. 8,095<br>T. 14,525      | 4  | 1,496  | 912                     | 41                     | 108   | 326   | 47  | 426            | 143                                    | 19,132   | 132  | Werkloos en ongespesifiseer  |  |  |                          |
| M. 178,518<br>F. 29,896<br>T. 208,414  | 7,279                                    | 99,377 | 32,390                  | 6,076                  | 1,506   | 6,995   | 1,293   | 582            | 3,196                                  | 12,856   | 6,968  | Totaal ekonomies bedrywig  |  |  |                          |
| M. 43,447<br>F. 77,676<br>T. 121,123   | -  | -      | -                       | -                      | -   | -   | -   | -              | -                                      | -        | -  | 43,447<br>77,676<br>121,123  | Nie-ekonomies bedrywig                     |  |                          |
| M. 221,965<br>F. 107,572<br>T. 329,537 | 7,279                                    | 99,377 | 32,390                  | 6,076                  | 1,506   | 6,995   | 1,293   | 582            | 3,196                                  | 12,856   | 6,968  | Totaal   |  |  |                          |

| Major occupational groups and<br>work status  | Age groups - Ouderdomsgroepe |                      |                     |               |                     |                 |                      |                 |                  |             | Hoofoerogroep en<br>werkstatus |  |   |
|---|------------------------------|----------------------|---------------------|---------------|---------------------|-----------------|----------------------|-----------------|------------------|-------------|--------------------------------|--|---|
|   | -20                          |                      | 20-24               |               | 25-34               |                 | 35-64                |                 | 65+              |             |                                | ?  |   |
|   | M.                           | F.-V.                | M.                  | F.-V.         | M.                  | F.-V.           | M.                   | F.-V.           | M.               | F.-V.       |                                |  |   |
| Professional, technical and<br>related worker<br>Employer<br>Employee<br>Total      | 110<br>1,299<br>1,409        | -<br>29<br>29        | 2<br>26<br>28       | 174<br>174    | 13<br>171<br>184    | 2<br>355<br>357 | 80<br>282<br>362     | 9<br>210<br>219 | 4<br>65<br>49    | -<br>1<br>1 | -<br>3<br>3                    | Professionele, tegniese en<br>verwante werker        |   |
| Managerial worker<br>Employer<br>Employee<br>Total                                  | -<br>3<br>3                  | -<br>-<br>-          | -<br>-<br>-         | -<br>-<br>-   | -<br>-<br>-         | -<br>-<br>-     | -<br>3<br>3          | -<br>-<br>-     | -<br>-<br>-      | -<br>-<br>- | -<br>-<br>-                    | Administratiewe, uitvoerende en<br>besturende werker |   |
| Clerical worker<br>Employer<br>Employee<br>Total                                    | 2<br>1,910<br>1,912          | 44<br>3<br>44        | 255<br>255          | 13<br>13      | 645<br>646          | 21<br>21        | 886<br>887           | 17<br>17        | 24<br>24         | -<br>-      | 2<br>2                         | Openbare administratiewe beampte                     |   |
| Sales worker<br>Employer<br>Employee<br>Total                                       | 383<br>383                   | -<br>-               | 6<br>6              | 3<br>3        | 48<br>48            | 5<br>5          | 281<br>281           | 13<br>13        | 23<br>23         | 1<br>1      | -<br>-                         | Verkoopwerker  |   |
| Farmer, fisherman, lumberman and<br>related worker<br>Employer<br>Employee<br>Total | 99<br>8,789<br>8,888         | 10<br>1,032<br>1,062 | 4<br>1,202<br>1,206 | 1<br>50<br>51 | 8<br>2,398<br>2,400 | -<br>42<br>42   | 25<br>3,552<br>3,577 | 1<br>66<br>67   | 10<br>285<br>295 | 7<br>7      | 21<br>21                       | Boer, plaaswerker, bosbouwerker                      |   |
| Miner, quarryman and related<br>worker<br>Employer<br>Employee<br>Total             | -<br>25<br>25                | -<br>1<br>1          | -<br>1<br>1         | -<br>1<br>1   | -<br>11<br>11       | -<br>-<br>-     | -<br>-<br>-          | -<br>-<br>-     | -<br>-<br>-      | -<br>-<br>- | -<br>-<br>-                    | -<br>-<br>-  | Myn-, steengroef- en verwante<br>werker |





TABLE 65 - LEVEL OF EDUCATION BY INDUSTRY  
FEMALE

| Level of education         | Industry divisions - Nywerheidsafdelings |                        |                         |                        |                  |                  |        |         |                |                                      | Total                                   | Totaal |
|----------------------------|--|------------------------|-------------------------|------------------------|------------------|------------------|--------|---------|----------------|--------------------------------------|---|--------|
|                            | VROULIK                                  |                        |                         |                        |                  |                  |        |         |                |                                      |   |        |
|                            | Agri-<br>culture                         | Mining                 | Manu-<br>fact-<br>uring | Con-<br>struc-<br>tion | Elec-<br>tricity | Com-<br>merce    | Handel |         | Trans-<br>port | Ser-<br>vices                        |   |        |
| Landbou                    | Myn-<br>wese                             | Fa-<br>brieke-<br>wese | Kon-<br>struk-<br>sie   | Elektri-<br>siteit     | Wool-<br>handel  | Motor-<br>handel | Other  | Vervoer | Dienste        | Werk-<br>loos en<br>spesi-<br>fiseer | Nie-<br>eko-<br>nomies<br>bedry-<br>wig |        |
| School education only -    | 1  | -                      | 4                       | -                      | -                | -                | -      | 1       | -              | 69                                   | 28                                      | 354    |
| None                       | 244                                      | 21                     | 83                      | 1                      | 1                | 53               | 3      | 1       | 6              | 7,922                                | 2,201                                   | 42,035 |
| Up to std. 2               | 20                                       | 5                      | 74                      | 3                      | 1                | 31               | 5      | 3       | 1              | 3,125                                | 1,072                                   | 16,302 |
| Std. 3 to 5                | 15                                       | 3                      | 270                     | 1                      | 1                | 116              | 15     | 3       | 3              | 5,517                                | 2,904                                   | 12,853 |
| Std. 6 and 7               | 1  | -                      | 288                     | -                      | -                | 98               | 4      | 3       | 2,342          | 1,566                                | 4,739                                   | 4,739  |
| Std. 8 and 9               | -  | -                      | 114                     | -                      | -                | 53               | 2      | 6       | 554            | 440                                  | 1,148                                   | 1,148  |
| Std. 10                    | -  | -                      | 5                       | -                      | -                | 3                | -      | 2       | 1              | 24                                   | 15                                      | 37     |
| Degree only -              | -  | -                      | -                       | -                      | -                | -                | -      | -       | -              | -                                    | -                                       | -      |
| Bachelor's Academic -      | -  | -                      | -                       | -                      | -                | -                | -      | -       | -              | -                                    | -                                       | -      |
| Full course Part of course | -  | -                      | -                       | -                      | -                | -                | -      | -       | -              | -                                    | -                                       | -      |
| Professional -             | -  | -                      | -                       | -                      | -                | -                | -      | -       | -              | -                                    | -                                       | -      |
| Full course Part of course | -  | -                      | -                       | -                      | -                | -                | -      | -       | -              | -                                    | -                                       | -      |
| Master's Academic -        | -  | -                      | -                       | -                      | -                | -                | -      | -       | -              | -                                    | -                                       | -      |
| Full course Part of course | -  | -                      | -                       | -                      | -                | -                | -      | -       | -              | -                                    | -                                       | -      |
| Diploma only -             | -  | -                      | -                       | -                      | -                | -                | -      | -       | -              | -                                    | -                                       | -      |
| With std. 10 -             | -  | -                      | -                       | -                      | -                | -                | -      | -       | -              | -                                    | -                                       | -      |
| Full course Part of course | -  | -                      | -                       | -                      | -                | -                | -      | -       | -              | -                                    | -                                       | -      |
| With std. 9 or lower -     | -  | -                      | -                       | -                      | -                | -                | -      | -       | -              | -                                    | -                                       | -      |
| Full or part of course     | -  | -                      | -                       | -                      | -                | -                | -      | -       | -              | -                                    | -                                       | -      |
| Degree and diploma -       | -  | -                      | -                       | -                      | -                | -                | -      | -       | -              | -                                    | -                                       | -      |
| Diploma and Bachelor's     | -  | -                      | -                       | -                      | -                | -                | -      | -       | -              | -                                    | -                                       | -      |
| Total                      | 281                                      | 29                     | 846                     | 5                      | 3                | 358              | 5      | 38      | 19             | 20,053                               | 8,259                                   | 77,676 |

TABLE 65 - ONDERWYSSEL VOLGENS NYWERHEID  
VROULIK

| Level of education         | Industry divisions - Nywerheidsafdelings |                        |                         |                        |                  |                  |        |         |                |                                      | Total                                   | Totaal |
|----------------------------|--|------------------------|-------------------------|------------------------|------------------|------------------|--------|---------|----------------|--------------------------------------|---|--------|
|                            | VROULIK                                  |                        |                         |                        |                  |                  |        |         |                |                                      |   |        |
|                            | Agri-<br>culture                         | Mining                 | Manu-<br>fact-<br>uring | Con-<br>struc-<br>tion | Elec-<br>tricity | Com-<br>merce    | Handel |         | Trans-<br>port | Ser-<br>vices                        |   |        |
| Landbou                    | Myn-<br>wese                             | Fa-<br>brieke-<br>wese | Kon-<br>struk-<br>sie   | Elektri-<br>siteit     | Wool-<br>handel  | Motor-<br>handel | Other  | Vervoer | Dienste        | Werk-<br>loos en<br>spesi-<br>fiseer | Nie-<br>eko-<br>nomies<br>bedry-<br>wig |        |
| School education only -    | 1  | -                      | 4                       | -                      | -                | -                | -      | 1       | -              | 69                                   | 28                                      | 354    |
| None                       | 244                                      | 21                     | 83                      | 1                      | 1                | 53               | 3      | 1       | 6              | 7,922                                | 2,201                                   | 42,035 |
| Up to std. 2               | 20                                       | 5                      | 74                      | 3                      | 1                | 31               | 5      | 3       | 1              | 3,125                                | 1,072                                   | 16,302 |
| Std. 3 to 5                | 15                                       | 3                      | 270                     | 1                      | 1                | 116              | 15     | 3       | 3              | 5,517                                | 2,904                                   | 12,853 |
| Std. 6 and 7               | 1  | -                      | 288                     | -                      | -                | 98               | 4      | 3       | 2,342          | 1,566                                | 4,739                                   | 4,739  |
| Std. 8 and 9               | -  | -                      | 114                     | -                      | -                | 53               | 2      | 6       | 554            | 440                                  | 1,148                                   | 1,148  |
| Std. 10                    | -  | -                      | 5                       | -                      | -                | 3                | -      | 2       | 1              | 24                                   | 15                                      | 37     |
| Degree only -              | -  | -                      | -                       | -                      | -                | -                | -      | -       | -              | -                                    | -                                       | -      |
| Bachelor's Academic -      | -  | -                      | -                       | -                      | -                | -                | -      | -       | -              | -                                    | -                                       | -      |
| Full course Part of course | -  | -                      | -                       | -                      | -                | -                | -      | -       | -              | -                                    | -                                       | -      |
| Professional -             | -  | -                      | -                       | -                      | -                | -                | -      | -       | -              | -                                    | -                                       | -      |
| Full course Part of course | -  | -                      | -                       | -                      | -                | -                | -      | -       | -              | -                                    | -                                       | -      |
| Master's Academic -        | -  | -                      | -                       | -                      | -                | -                | -      | -       | -              | -                                    | -                                       | -      |
| Full course Part of course | -  | -                      | -                       | -                      | -                | -                | -      | -       | -              | -                                    | -                                       | -      |
| Diploma only -             | -  | -                      | -                       | -                      | -                | -                | -      | -       | -              | -                                    | -                                       | -      |
| With std. 10 -             | -  | -                      | -                       | -                      | -                | -                | -      | -       | -              | -                                    | -                                       | -      |
| Full course Part of course | -  | -                      | -                       | -                      | -                | -                | -      | -       | -              | -                                    | -                                       | -      |
| With std. 9 or lower -     | -  | -                      | -                       | -                      | -                | -                | -      | -       | -              | -                                    | -                                       | -      |
| Full or part of course     | -  | -                      | -                       | -                      | -                | -                | -      | -       | -              | -                                    | -                                       | -      |
| Degree and diploma -       | -  | -                      | -                       | -                      | -                | -                | -      | -       | -              | -                                    | -                                       | -      |
| Diploma and Bachelor's     | -  | -                      | -                       | -                      | -                | -                | -      | -       | -              | -                                    | -                                       | -      |
| Total                      | 281                                      | 29                     | 846                     | 5                      | 3                | 358              | 5      | 38      | 19             | 20,053                               | 8,259                                   | 77,676 |

TABLE 66 - NATURE OF EDUCATION BY INDUSTRY

| Nature of education and sex                                 | Industry divisions - Nywerheidsafdelings |                        |                         |                        |                  |                  |        |         |                |                                      | Total                                   | Totaal  |
|---|--|------------------------|-------------------------|------------------------|------------------|------------------|--------|---------|----------------|--------------------------------------|---|---------|
|   | VROULIK                                  |                        |                         |                        |                  |                  |        |         |                |                                      |   |         |
|   | Agri-<br>culture                         | Mining                 | Manu-<br>fact-<br>uring | Con-<br>struc-<br>tion | Elec-<br>tricity | Com-<br>merce    | Handel |         | Trans-<br>port | Ser-<br>vices                        |   |         |
| Landbou   | Myn-<br>wese                             | Fa-<br>brieke-<br>wese | Kon-<br>struk-<br>sie   | Elektri-<br>siteit     | Wool-<br>handel  | Motor-<br>handel | Other  | Vervoer | Dienste        | Werk-<br>loos en<br>spesi-<br>fiseer | Nie-<br>eko-<br>nomies<br>bedry-<br>wig |         |
| No special qualifications e.g. degree, diploma, certificate | 7,276                                    | 99,295                 | 32,318                  | 6,065                  | 1,504            | 6,974            | 1,294  | 572     | 3,185          | 12,471                               | 6,950                                   | 43,432  |
| Nature of qualifications General subjects                   | 281                                      | 29                     | 837                     | 5                      | 3                | 354              | 5      | 36      | 17             | 19,558                               | 8,225                                   | 77,463  |
| Arts (B.A., M.A., etc.)                                     | 7,557                                    | 99,324                 | 33,155                  | 6,070                  | 1,507            | 7,328            | 1,299  | 608     | 3,202          | 32,029                               | 15,175                                  | 120,895 |
| Sciences (B.Sc., M.Sc., etc.)                               | -  | 4                      | 2                       | 1                      | -                | 1                | -      | 1       | -              | 15                                   | 1                                       | 2       |
| Agriculture, forestry and fishing                           | -  | -                      | 2                       | -                      | -                | -                | -      | -       | -              | 3                                    | -                                       | 7       |
| Agriculture Diploma   | -  | 4                      | 2                       | 1                      | -                | 1                | -      | 1       | -              | 18                                   | 1                                       | 9       |
| Manufacturing and construction                              | -  | -                      | 4                       | -                      | -                | 1                | -      | -       | -              | 2                                    | -                                       | 2       |
| Engineering   | -  | -                      | 4                       | -                      | -                | 1                | -      | -       | -              | -                                    | -                                       | 3       |
| B.Sc., Other  | -  | -                      | 4                       | -                      | -                | 1                | -      | -       | -              | -                                    | -                                       | 3       |
| Craftsmanship, artisanship (N.T.C. etc.)                    | -  | 4                      | 7                       | 7                      | -                | -                | -      | -       | -              | 4                                    | 3                                       | 1       |
| Commerce and Finance  | -  | 4                      | 1                       | 1                      | -                | -                | -      | -       | -              | 4                                    | -                                       | 1       |
| General (B.Com., M.Com., etc.)                              | -  | 4                      | 1                       | 1                      | -                | -                | -      | -       | -              | 4                                    | -                                       | 1       |
| Special (Institute of bankers, actuarial science, etc.)     | -  | -                      | 8                       | -                      | -                | -                | -      | -       | -              | 8                                    | -                                       | 1       |
| Commerce and Finance  | -  | -                      | -                       | -                      | -                | 1                | -      | -       | -              | 1                                    | -                                       | -       |
| General (B.Com., M.Com., etc.)                              | -  | -                      | -                       | -                      | -                | 1                | -      | -       | -              | 1                                    | -                                       | -       |
| Special (Institute of bankers, actuarial science, etc.)     | -  | -                      | -                       | -                      | -                | 1                | -      | -       | -              | 1                                    | -                                       | -       |
| Commerce and Finance  | -  | -                      | -                       | -                      | -                | 1                | -      | -       | -              | 1                                    | -                                       | -       |
| General (B.Com., M.Com., etc.)                              | -  | -                      | -                       | -                      | -                | 1                | -      | -       | -              | 1                                    | -                                       | -       |
| Special (Institute of bankers, actuarial science, etc.)     | -  | -                      | -                       | -                      | -                | 1                | -      | -       | -              | 1                                    | -                                       | -       |
| Commerce and Finance  | -  | -                      | -                       | -                      | -                | 1                | -      | -       | -              | 1                                    | -                                       | -       |
| General (B.Com., M.Com., etc.)                              | -  | -                      | -                       | -                      | -                | 1                | -      | -       | -              | 1                                    | -                                       | -       |
| Special (Institute of bankers, actuarial science, etc.)     | -  | -                      | -                       | -                      | -                | 1                | -      | -       | -              | 1                                    | -                                       | -       |
| Commerce and Finance  | -  | -                      | -                       | -                      | -                | 1                | -      | -       | -              | 1                                    | -                                       | -       |
| General (B.Com., M.Com., etc.)                              | -  | -                      | -                       | -                      | -                | 1                | -      | -       | -              | 1                                    | -                                       | -       |
| Special (Institute of bankers, actuarial science, etc.)     | -  | -                      | -                       | -                      | -                | 1                | -      | -       | -              | 1                                    | -                                       | -       |
| Commerce and Finance  | -  | -                      | -                       | -                      | -                | 1                | -      | -       | -              | 1                                    | -                                       | -       |
| General (B.Com., M.Com., etc.)                              | -  | -                      | -                       | -                      | -                | 1                | -      | -       | -              | 1                                    | -                                       | -       |
| Special (Institute of bankers, actuarial science, etc.)     | -  | -                      | -                       | -                      | -                | 1                | -      | -       | -              | 1                                    | -                                       | -       |
| Commerce and Finance  | -  | -                      | -                       | -                      | -                | 1                | -      | -       | -              | 1                                    | -                                       | -       |
| General (B.Com., M.Com., etc.)                              | -  | -                      | -                       | -                      | -                | 1                | -      | -       | -              | 1                                    | -                                       | -       |
| Special (Institute of bankers, actuarial science, etc.)     | -  | -                      | -                       | -                      | -                | 1                | -      | -       | -              | 1                                    | -                                       | -       |
| Commerce and Finance  | -  | -                      | -                       | -                      | -                | 1                | -      | -       | -              | 1                                    | -                                       | -       |
| General (B.Com., M.Com., etc.)                              | -  | -                      | -                       | -                      | -                | 1                | -      | -       | -              | 1                                    | -                                       | -       |
| Special (Institute of bankers, actuarial science, etc.)     | -  | -                      | -                       | -                      | -                | 1                | -      | -       | -              | 1                                    | -                                       | -       |
| Commerce and Finance  | -  | -                      | -                       | -                      | -                | 1                | -      | -       | -              | 1                                    | -                                       | -       |
| General (B.Com., M.Com., etc.)                              | -  | -                      | -                       | -                      | -                | 1                | -      | -       | -              | 1                                    | -                                       | -       |
| Special (Institute of bankers, actuarial science, etc.)     | -  | -                      | -                       | -                      | -                | 1                | -      | -       | -              | 1                                    | -                                       | -       |
| Commerce and Finance  | -  | -                      | -                       | -                      | -                | 1                | -      | -       | -              | 1                                    | -                                       | -       |
| General (B.Com., M.Com., etc.)                              | -  | -                      | -                       | -                      | -                | 1                | -      | -       | -              | 1                                    | -                                       | -       |
| Special (Institute of bankers, actuarial science, etc.)     | -  | -                      | -                       | -                      | -                | 1                | -      | -       | -              | 1                                    | -                                       | -       |
| Commerce and Finance  | -  | -                      | -                       | -                      | -                | 1                | -      | -       | -              | 1                                    | -                                       | -       |
| General (B.Com., M.Com., etc.)                              | -  | -                      | -                       | -                      | -                | 1                | -      | -       | -              | 1                                    | -                                       | -       |
| Special (Institute of bankers, actuarial science, etc.)     | -  | -                      | -                       | -                      | -                | 1                | -      | -       | -              | 1                                    | -                                       | -       |
| Commerce and Finance  | -  | -                      | -                       | -                      | -                | 1                | -      | -       | -              | 1                                    | -                                       | -       |
| General (B.Com., M.Com., etc.)                              | -  | -                      | -                       | -                      | -                | 1                | -      | -       | -              | 1                                    | -                                       | -       |
| Special (Institute of bankers, actuarial science, etc.)     | -  | -                      | -                       | -                      | -                | 1                | -      | -       | -              | 1                                    | -                                       | -       |
| Commerce and Finance  | -  | -                      | -                       | -                      | -                | 1                | -      | -       | -              | 1                                    | -                                       | -       |
| General (B.Com., M.Com., etc.)                              | -  | -                      | -                       | -                      | -                | 1                | -      | -       | -              | 1                                    | -                                       | -       |
| Special (Institute of bankers, actuarial science, etc.)     | -  | -                      | -                       | -                      | -                | 1                | -      | -       | -              | 1                                    | -                                       | -       |
| Commerce and Finance  | -  | -                      | -                       | -                      | -                | 1                | -      | -       | -              | 1                                    | -                                       | -       |
| General (B.Com., M.Com., etc.)                              | -  | -                      | -                       | -                      | -                | 1                | -      | -       | -              | 1                                    | -                                       | -       |
| Special (Institute of bankers, actuarial science, etc.)     | -  | -                      | -                       | -                      | -                | 1                | -      | -       | -              | 1                                    | -                                       | -       |
| Commerce and Finance  | -  | -                      | -                       | -                      | -                | 1                | -      | -       | -              | 1                                    | -                                       | -       |
| General (B.Com., M.Com., etc.)                              | -  | -                      | -                       | -                      | -                | 1                | -      | -       | -              | 1                                    | -                                       | -       |
| Special (Institute of bankers, actuarial science, etc.)     | -  | -                      | -                       | -                      | -                | 1                | -      | -       | -              | 1                                    | -                                       | -       |
| Commerce and Finance  | -  | -                      | -                       | -                      | -                | 1                | -      | -       | -              | 1                                    | -                                       | -       |
| General (B.Com., M.Com., etc.)                              | -  | -                      | -                       | -                      | -                | 1                | -      | -       | -              | 1                                    | -                                       | -       |
| Special (Institute of bankers, actuarial science, etc.)     | -  | -                      | -                       | -                      | -                | 1                | -      | -       | -              | 1                                    | -                                       | -       |
| Commerce and Finance  | -  | -                      | -                       | -                      | -                | 1                | -      | -       | -              | 1                                    | -                                       | -       |
| General (B.Com., M.Com., etc.)                              | -  | -                      | -                       | -                      | -                | 1                | -      | -       | -              | 1                                    | -                                       | -       |
| Special (Institute of bankers, actuarial science, etc.)     | -  | -                      | -                       | -                      | -                | 1                | -      | -       | -              | 1                                    | -                                       | -       |
| Commerce and Finance  | -  | -                      | -                       | -                      | -                | 1                | -      | -       | -              | 1                                    | -                                       | -       |
| General (B.Com., M.Com., etc.)                              | -  | -                      | -                       | -                      | -                | 1                | -      | -       | -              | 1                                    | -                                       | -       |
| Special (Institute of bankers, actuarial science, etc.)     | -  | -                      | -                       | -                      | -                | 1                | -      | -       | -              | 1                                    | -                                       | -       |
| Commerce and Finance</                                      |  |                        |                         |                        |                  |                  |        |         |                |                                      |   |         |

BANTU  
TABLE 66 - NATURE OF EDUCATION BY INDUSTRY

TABEL 66 - AARD VAN ONDERWYS VOLGENS NYWERHEID

BANTOES

| Nature of education and sex  | Industry divisions - Nywerheidsafdelings |                  |              |                                |                        |                    |                                       |                  |                  |                | Unem-<br>ployed<br>and<br>unspe-<br>cified<br>Werk-<br>loos en<br>onges-<br>pesi-<br>fiseer<br>wig | Not<br>eco-<br>nomic-<br>ally<br>active<br>Nie-<br>Werk-<br>loos en<br>onges-<br>pesi-<br>fiseer<br>wig | Aard van onderwys en geslag |                |   |
|--|--|------------------|--------------|--------------------------------|------------------------|--------------------|---------------------------------------|------------------|------------------|----------------|--|---|-----------------------------|----------------|---|
|  | Total                                    | Agri-<br>culture | Mining       | Manu-<br>fac-<br>turing        | Con-<br>struc-<br>tion | Elec-<br>tricity   | Com-<br>merce                         | Handel           |                  | Trans-<br>port |  |   |                             | Ser-<br>vices  |   |
|  | Total                                    | Landbou          | Myn-<br>wese | Manu-<br>fak-<br>tuur-<br>wese | Kon-<br>struk-<br>sie  | Elektri-<br>siteit | Wool-<br>handel<br>en Klein<br>handel | Motor-<br>handel | Motor-<br>handel | Vervoer        | Dienste  |   |                             |                |   |
| Legal practice (LL.B., etc.)   | M.<br>F.<br>T.                           | -<br>-<br>-      | -<br>-<br>-  | 1<br>1<br>-                    | -<br>-<br>-            | -<br>-<br>-        | -<br>-<br>-                           | -<br>-<br>-      | -<br>-<br>-      | -<br>-<br>-    | 1<br>1<br>2  | -<br>-<br>-   | -<br>-<br>-                 | M.<br>V.<br>T. | Regspraktyk (LL.B., ens.)   |
| Medical practice and health services<br>Medical practitioners<br>(M.B.Ch.B., etc.) | M.<br>F.<br>T.                           | -<br>-<br>-      | -<br>-<br>-  | -<br>-<br>-                    | -<br>-<br>-            | -<br>-<br>-        | -<br>-<br>-                           | -<br>-<br>-      | -<br>-<br>-      | -<br>-<br>-    | 4<br>2<br>6  | -<br>-<br>-   | -<br>-<br>-                 | M.<br>V.<br>T. | Mediese praktyk en gesondheids-<br>diens<br>Mediese praktisyns<br>(M.B.Ch.B., ens.) |
| Auxiliary medical practitioners<br>(physiotherapy, etc.)                           | M.<br>F.<br>T.                           | -<br>-<br>-      | -<br>-<br>-  | -<br>-<br>-                    | -<br>-<br>-            | -<br>-<br>-        | -<br>-<br>-                           | -<br>-<br>-      | -<br>-<br>-      | -<br>-<br>-    | 7<br>1<br>7  | -<br>-<br>-   | -<br>-<br>-                 | M.<br>V.<br>T. | Hulp mediese praktisyns<br>(fisioterapie, ens.)                                     |
| Nursing and midwifery (D.N.A.)   | M.<br>F.<br>T.                           | -<br>-<br>-      | -<br>-<br>-  | -<br>-<br>-                    | -<br>-<br>-            | -<br>-<br>-        | -<br>-<br>-                           | -<br>-<br>-      | -<br>-<br>-      | -<br>-<br>-    | 4<br>134<br>138  | -<br>-<br>-   | -<br>-<br>-                 | M.<br>V.<br>T. | Verpleging en verloskunde (D.N.A.)  |
| Dispensing chemist (M.P.S., etc.)  | M.<br>F.<br>T.                           | -<br>-<br>-      | -<br>-<br>-  | -<br>-<br>-                    | -<br>-<br>-            | -<br>-<br>-        | -<br>-<br>-                           | -<br>-<br>-      | -<br>-<br>-      | -<br>-<br>-    | -<br>1<br>1  | -<br>-<br>-   | -<br>-<br>-                 | M.<br>V.<br>T. | Apteker (M.P.S., ens.)  |
| Education and culture<br>General academic education<br>(B.Ed., M.Ed., etc.)        | M.<br>F.<br>T.                           | 2<br>-<br>-      | 70<br>-<br>- | 56<br>6<br>62                  | 5<br>-<br>5            | -<br>-<br>-        | 15<br>4<br>19                         | -<br>-<br>-      | 7<br>1<br>8      | 11<br>12<br>13 | 306<br>25<br>636   | 12<br>25<br>37  | 11<br>161<br>172            | M.<br>V.<br>T. | Onderwys en kultuur<br>Algemene akademiese onderwys<br>(B.Ed., M.Ed., ens.)         |
| Nursery education  | M.<br>F.<br>T.                           | -<br>-<br>-      | -<br>-<br>-  | -<br>-<br>-                    | -<br>-<br>-            | -<br>-<br>-        | -<br>-<br>-                           | -<br>-<br>-      | -<br>-<br>-      | -<br>-<br>-    | -<br>4<br>4  | -<br>1<br>1   | -<br>-<br>-                 | M.<br>V.<br>T. | Kleuteropvoeding  |
| Librarianship (Diploma<br>B.A. Lib. etc.)  | M.<br>F.<br>T.                           | -<br>-<br>-      | -<br>-<br>-  | -<br>-<br>-                    | -<br>-<br>-            | -<br>-<br>-        | -<br>-<br>-                           | -<br>-<br>-      | -<br>-<br>-      | -<br>-<br>-    | 1<br>-<br>1  | -<br>-<br>-   | -<br>-<br>-                 | M.<br>V.<br>T. | Biblioteekwese (Diploma,<br>B.A. Lib. ens.)   |
| Music (B.Mus., certificate or<br>diploma, etc.)                                    | M.<br>F.<br>T.                           | -<br>-<br>-      | -<br>-<br>-  | -<br>-<br>-                    | -<br>-<br>-            | -<br>-<br>-        | -<br>-<br>-                           | -<br>-<br>-      | -<br>-<br>-      | -<br>-<br>-    | -<br>-<br>-  | -<br>-<br>-   | -<br>-<br>-                 | M.<br>V.<br>T. | Musiek (B.Mus., sertifikaat of<br>diploma, ens.)                                    |

BANTU  
TABLE 66 - NATURE OF EDUCATION BY INDUSTRY

TABEL 66 - AARD VAN ONDERWYS VOLGENS NYWERHEID

BANTOES

| Nature of education and sex                             | Industry divisions - Nywerheidsafdelings |                               |                       |                                |                         |                     |                                       |                       |                     |                      | Unem-<br>ployed<br>and<br>unspe-<br>cified<br>Werk-<br>loos en<br>onges-<br>pesi-<br>fiseer<br>wig | Aard van onderwys en geslag |                             |                |  |
|---|--|-------------------------------|-----------------------|--------------------------------|-------------------------|---------------------|---------------------------------------|-----------------------|---------------------|----------------------|--|-----------------------------|-----------------------------|----------------|--|
|   | Total                                    | Agri-<br>culture              | Mining                | Manu-<br>fak-<br>tuur-<br>wese | Con-<br>struc-<br>tion  | Elec-<br>tricity    | Com-<br>merce                         | Handel                |                     | Trans-<br>port       |  |                             | Ser-<br>vices               |                |  |
|   | Total                                    | Landbou                       | Myn-<br>wese          | Manu-<br>fak-<br>tuur-<br>wese | Kon-<br>struk-<br>sie   | Elektri-<br>siteit  | Wool-<br>handel<br>en Klein<br>handel | Motor-<br>handel      | Motor-<br>handel    | Vervoer              | Dienste  |                             |                             |                |  |
| Theology (B.D., etc.)                                   | M.<br>F.<br>T.                           | -<br>-<br>-                   | -<br>-<br>-           | -<br>-<br>-                    | -<br>-<br>-             | -<br>-<br>-         | -<br>-<br>-                           | -<br>-<br>-           | -<br>-<br>-         | -<br>-<br>-          | 25<br>-<br>25  | -<br>-<br>-                 | -<br>-<br>-                 | M.<br>V.<br>T. | Teologie (B.D., ens.)                                      |
| Social welfare and personnel<br>(Social sciences, etc.) | M.<br>F.<br>T.                           | 11<br>7<br>18                 | -<br>-<br>-           | -<br>-<br>-                    | -<br>-<br>-             | -<br>-<br>-         | -<br>-<br>-                           | -<br>-<br>-           | -<br>-<br>-         | -<br>-<br>-          | 10<br>7<br>17  | 1<br>7<br>1                 | -<br>-<br>-                 | M.<br>V.<br>T. | Sosiale welsyn en personeel<br>(Sosiale wetenskappe, ens.) |
| Domestic and household<br>(Domestic science, etc.)      | M.<br>F.<br>T.                           | -<br>-<br>-                   | -<br>-<br>-           | -<br>-<br>-                    | -<br>-<br>-             | -<br>-<br>-         | -<br>-<br>-                           | -<br>-<br>-           | -<br>-<br>-         | -<br>-<br>-          | -<br>7<br>7  | -<br>1<br>1                 | -<br>-<br>-                 | M.<br>V.<br>T. | Huishoudelik (Huishoudelike<br>wetenskappe, ens.)          |
| Total   | M.<br>F.<br>T.                           | 221,965<br>107,572<br>329,537 | 7,280<br>281<br>7,561 | 99,376<br>29<br>99,405         | 32,391<br>846<br>33,237 | 6,078<br>5<br>6,083 | 1,504<br>3<br>1,507                   | 6,993<br>358<br>7,351 | 1,294<br>5<br>1,299 | 3,196<br>19<br>3,215 | 12,857<br>20,033<br>32,910   | 6,968<br>8,259<br>15,227    | 43,447<br>77,676<br>121,123 | M.<br>V.<br>T. | Totaal   |



