

COLONY OF NATAL.

CENSUS, 1904.

Part VIII.—Occupations of the People.

287. The Statistics that have been dealt with in the earlier Tables of this Report are of a comparatively simple character, but with regard to Occupations the conditions are more complicated, and the opportunities of going wrong proportionately increased. To begin with, the difficulty in formulating the question is considerable, for the circumstances are so various that it is hopeless to attempt to frame instructions and illustrations comprehensive enough to cover the whole subject; then, too, there seems to be in all countries alike a tendency towards certain classes of error, generally in the direction of the use of terms too indefinite to indicate sufficiently the precise nature of the occupation, consequently a return of Occupation may be, and too often is, grievously handicapped by the system adopted for the grouping and classification of the enormous amount of detail that has to be worked into shape.

Special difficulties met with in enumerating Occupation.

288. The main point is to settle exactly what is to be the scope and extent of enquiry, and this necessarily differs in every country, according to the stage of its development. In all cases it is held necessary to ascertain the numerical proportion of the main classes of occupation, such as Professional, Domestic, Commercial, Agricultural, Industrial, not to mention the less definite category of the unskilled, which has sprung into such prominence in some countries within the last few years. In order to show precisely the nature and scope of the enquiry under this head, and the instructions given for the guidance of Enumerators and others in connection with the Census of this Colony for 1904, the heading of the column of the schedule and the rules for filling in the entries to be made are here produced.

Scope of the enquiry.

289. The instructions given for the guidance of persons in recording the Occupations of the people were as follows:—

Instructions.

INSTRUCTIONS FOR FILLING UP THE COLUMN HEADED "PROFESSION OR OCCUPATION."

Army and Navy.—If on actual service, state so. If retired, state present occupation.
Persons in the Service of the General or Local Government to state occupation, position, department; and if engaged in any other occupation, to specify its nature.
Justices of the Peace, Town Councillors, etc., and other important Public Officers, to state their ordinary profession or occupation.
Ministers of Religion to state denomination. They are requested not to employ the indefinite term "*Clerk*." Local or occasional preachers to return their ordinary occupations.
Members of the Legal Profession to state whether in actual practice; if not practising, to state present occupation. Persons employed in Solicitors' Offices to distinguish whether they are articled or other Clerks.
Members of the Medical Profession to state whether they are Physicians, Surgeons, or General Practitioners, and return themselves as *practising* or *not practising*; if not practising, to state present occupation.
Teachers, Authors, Public Writers, and Artists to state their particular branch of science, literature, or art in which they are engaged.
Engineers to state whether civil, mechanical, electrical, mining, marine, etc., also the nature of work on which engaged. Surveyors to state whether land, mining, marine, etc.
Engine-Drivers, Stokers, Firemen, etc., to state the nature of their business in connection with which they are occupied, thus:—"Engine-Driver at Sawmill," "Stoker at Foundry," "Fireman on Railway," etc. "Engine-drivers" are not to be entered as "*Engineers*."
Miners to specify the nature of the mineral on which they work, and in respect of metallic ores to add whether *lode* or *alluvial*. A miner working for another should return himself as "*Miner*," not as labourer.
Artisans and Mechanics should always mention the particular branch of their trade, thus:—"Ship Carpenter," "House Carpenter," "Coachsmith," "Locksmith," "Farrier"
Carters, Carriers, Labourers, Servants, etc., to be described in connection with their usual employment, "Carter to Grocer," "Labourer making Roads," "Cabman," "Railway Porter," "Telegraph Messenger," "Domestic Servant," "Transport Rider," "Farmer's Wagon Driver."
Persons engaged in Trade or Commerce, as Merchants, Manufacturers, Storekeepers, Retailers, Brokers, Agents, Auctioneers, etc., to state the particular business in which they are engaged, or the principal commodity in which they deal, thus:—"Grain Merchant," etc.
Clerks, Bookkeepers, Salesmen, Saleswomen, Shopmen, Commercial Travellers, etc., to be described according to their business with which they are connected—"Bank Clerk," "Railway Clerk," "Salesman in Soft Goods Warehouse," "Shopman to Grocer," "Traveller to Wine Merchant," etc.

The term "Farmers," "Planters," "Market Gardeners," "Cultivators."—All persons actually in occupation of land and pasturing or tilling the same, whether as owners or tenants, should denote their occupation by one or more of the following terms:—"Sheep," "Cattle," "Horse," "Ostrich," "Poultry," or "Mixed Stock Farmer," "General Farmer," "Dairy Farmer," "Sugar," "Tea," "Coffee," "Tobacco," or "Wattle Planter," "Fruit Grower," "Irrigation Settler," "Market Gardener," "Small Cultivator," (to be used for mixed farming or crop growing on a small scale). If none of the above terms are applicable some other term should be used, indicating the special character of the operations.

Land Owners who let their land to others for farming purposes, and who take no active part themselves in the farming operations, should not return themselves as farmers, but as "Farm Land Owners."

Persons not following any Profession, Trade, or Calling, and not holding any public office, but possessed of independent means, may designate themselves "Proprietor of Land," "Proprietor of Houses," "Capitalist," "Annuitant," as the case may be. The word "Householder" should not be used in place of "Proprietor of Houses," nor the word "Gentleman" or "Lady" in place of "No Occupation."

Wives, Sons, Daughters, Brothers, or other Relatives habitually helping on farms and stations, or engaged in hotels, shops, or any other industrial pursuit should be returned as "Wife Assisting," "Son Assisting," "Daughter Assisting," etc., as the case may be.

Women.—The occupations of women who are employed in any but domestic duties should be distinctly recorded; but they should not be entered as engaged in the occupations of their Husbands or Fathers, etc., unless they habitually assist them. When only in the capacity of Wife, Mother, Daughter, Sister, etc., write "Domestic Duties."

Children being educated to be designated "Scholar," if not engaged as well in any industrial pursuit; but, if following such pursuit during portion of their time, as, for instance, delivering or selling newspapers, minding cows etc., before or after school hours, to be set down as of that pursuit, calling to be stipulated, the heading in the special column under the head "Education," sufficiently showing that they are also receiving instruction.

Persons employed in Hospitals, Asylums, Gaols, etc.—The position of Officers in the Institution, as "Warder," "Nurse," etc., is to be given, and in the case of Inmates, "Patient," their calling (if any) before they entered the Institution is to be inserted in the "Occupation" column.

N.B.—Great care must be taken in writing the name of an Occupation which is common to many kinds or branches of business, to add the name of the employer's trade or business. The following names are of this type, and require additional information suggested within brackets, thus:—

Assistant (to Draper);	Clerk (to Brewer);
Accountant (to Ironmonger);	Carter (to Miller);
Apprentice (to Baker);	Engine-Driver (on Railway);
Agent (for Shipping Company);	Labourer (on Wharf, on Roads, etc.);
Cashier (in Bank);	and such like.

*** Every answer should be written in full. The use of dots (.) or ditto (do.) leads to numerous mistakes, and is not to be accepted by the Collectors.

PROFESSION OR OCCUPATION,

[Before filling in this column you are requested to read the instructions regarding Occupations on the other side.]

NATURE OR NAME.

The occupation which each person is following and deriving support from at the time of the Census should in all cases be stated; if unemployed at that time the usual occupation should be stated.

A person engaged in more than one pursuit should state his occupations in order of their pecuniary importance to himself.

GRADE, ETC.

Write—

E if Employer of labour;
O if in business on one's own account, but not employing others for salary or wages;
A if relative assisting head of household in his business, but not receiving salary or wages;
W if earning salary or wages; and add—
N (except in cases of leave of absence) if out of work for more than a week prior to Census.
 In cases of medical men state if Physician, Surgeon, or General Practitioner.

Persons employed in the public service to enter as follows:—

Army and Navy, **M S**
 Civil Service, **C S**
 Railway Service, **R S**

Occupations of
 the People.
 Table I.
 See Annexures

290. Table I gives the total Occupations of the European or White, Indian and Asiatic, and Mixed and Other Races, according to Census Returns for each Magisterial Division or Centre. With a Summary for the three Races. We regret, however, to notice that the instructions laid down have not been strictly adhered to in every detail, making it difficult for us to prepare a complete analysis of the innumerable grades of Occupation. Owing to the very mixed character of the Occupations and pursuits followed by the inhabitants of this Colony, especially amongst the Indians and Mixed Races, coupled with the fact that, in a large number of cases, Men and Women dabble in as many as three different trades or callings, it is not surprising that some of the instructions have not been carried out. Another reason why the records of this particular category are not more comprehensive is, doubtless, attributable to want of care and due attention to the detailed printed Instructions which appear in the Householders' Schedule; also to the fact that this is the first Census in connection with this Colony embracing so much detail; and coming upon the people so suddenly, they have failed to grasp its importance, and although not offering any direct opposition, have, in many instances, from carelessness or indifference, failed to comply with its requirements in every detail. We think, however, that the succeeding Tables will be found sufficiently exhaustive, and will reflect information of importance to the Colony.

291. In connection with the enumeration of Occupations we found that, in spite of all the instructions set forth on the Householders' Schedule, people would not be bothered to make the necessary distinctions of Occupation, such as "Employer or Employed," "Worker in Material" or "Dealer in Material;" for instance, the man who makes shoes also sells shoes, and the man who makes bread is also the man who sells loaves. Further, in a large number of instances, people have put themselves down simply as Labourers, Clerks, leaving us in doubt as to whether they are Agricultural Labourers, Industrial Labourers, or Commercial Labourers; the same with Clerks, no distinction has, in many instances, been shown, and, but for our knowledge of the country and the class of Occupations followed by the people in the various Magisterial Divisions of the Colony, the classification of the various callings and occupations into the eight different classes, to which reference is made in Paragraph 293, Page 672, would have been most difficult to apportion, and, to a large extent, unreliable. For these reasons, in dealing with Occupations in later Tables, we deemed it advisable to reduce them down to two divisions, *i.e.*, Bread-Winners and Dependants, and by so doing we at least arrive at the number of Wage-Earners and those dependant upon them.

292. This Table shows the Occupations of the three Races—I. Europeans or Whites; Table II. II. Indians and Asiatics; III. Mixed and Others, for each Magisterial Division or Centre, under Eight Classifications, *viz.*, Professional, Domestic, Commercial, Agricultural, Industrial, Indefinite, Dependants, and Unspecified, with a Summary for the three Races combined. See Annexures.

293. Table shewing the Number of Persons, Males and Females of Each Race, of the different classes of occupation (Natives excepted), according to the Census of 17th April, 1904.

TABLE SHEWING THE NUMBER OF PERSONS, MALES AND FEMALES, OF EACH RACE, OF THE DIFFERENT CLASSES OF OCCUPATION (NATIVES EXCEPTED).

Occupation.	Europeans or Whites.			Indians and Asiatics.			Mixed and Others.			Totals.		
	Persons.	Males.	Females.	Persons.	Males.	Females.	Persons.	Males.	Females.	Persons.	Males.	Females.
Total Population.	97,109	56,758	40,351	100,918	63,497	37,421	6,686	3,610	3,076	204,713	123,865	80,848
Class 1—Professional	10,867	8,693	2,174	382	354	28	135	118	17	11,384	9,165	2,219
2—Domestic	22,231	959	21,272	21,473	3,703	17,770	1,956	208	1,748	45,660	4,870	40,790
3—Commercial	11,235	10,740	495	5,058	4,910	148	534	523	11	16,827	16,173	654
4—Agricultural	7,346	7,018	328	32,486	26,358	6,078	350	340	10	40,132	33,716	6,416
5—Industrial	15,115	13,993	1,122	12,337	12,277	60	1,150	1,060	90	28,602	27,330	1,272
6—Indefinite	655	420	235	49	44	5	14	11	3	718	475	243
7—Dependants	28,857	14,407	14,450	28,963	15,683	13,280	2,482	1,302	1,180	60,302	31,392	28,910
8—Unspecified	803	528	275	220	168	52	65	48	17	1,088	744	344

TABLE SHEWING THE PROPORTION PER CENT. OF PERSONS OF EACH RACE, OF THE DIFFERENT CLASSES OF OCCUPATION (NATIVES EXCEPTED).

Class 1—Professional	11.20	15.32	5.39	.38	.56	.08	2.02	3.27	.55	5.57	7.40	2.74
2—Domestic	22.90	1.69	52.72	21.28	5.83	47.49	29.25	5.76	56.83	22.30	3.93	50.45
3—Commercial	11.57	18.92	1.23	5.01	7.73	.40	7.99	14.49	.36	8.22	13.06	.81
4—Agricultural	7.56	12.36	.81	32.14	41.51	16.24	5.24	9.42	.32	19.60	27.22	7.94
5—Industrial	15.56	24.65	2.78	12.22	19.33	.17	17.20	29.36	2.93	13.97	22.07	1.57
6—Indefinite	.67	.74	.58	.05	.07	.01	.21	.30	.10	.35	.38	.30
7—Dependants	29.71	25.39	35.81	28.70	24.70	35.48	37.12	36.07	38.36	29.46	25.34	35.76
8—Unspecified	.83	.93	.68	.22	.27	.13	.97	1.33	.55	.53	.60	.43

294. The foregoing Table shows for the whole Colony the greatest number of Persons, Males and Females, of each Race (Natives excepted) of the different Classes of Occupation, with relative proportions per cent.

295. These are Diagrams showing the relative positions of the above Classification at a glance, for "Europeans or Whites," "Indians and Asiatics," "Mixed and Other," separately, and for the three Races combined. Diagrams. See Annexures.

296. From these it is evident that the greatest number of the People are "Dependants," with 60,302, or 29.46 per cent., whilst it is satisfactory to note that those persons who have recorded their occupations indefinitely are by far the lowest, with a total of 718, or 0.35 per cent. Dependants.

297. A glance at the Agricultural Class, compared with the Industrial, proves that the Colony is more dependant upon her Agricultural products, judging by the number of people deriving livelihood from same, than upon her Industrial wealth. Those engaged in Agriculture, that is cultivation of the soil, or cattle rearing, number 40,132, or 19.60 per cent. of the entire population (Natives excepted), whilst those obtaining a livelihood from Industrial pursuits number 28,602, or 13.97 per cent. Agriculture.

Amongst those returned under the heading of "Agriculture" we must, however, note there are 32,436 Indians and Asiatics against 7,346 Europeans or Whites.

298. Taking the Europeans or Whites alone, we find that 15,115 persons are engaged in Industrial pursuits, or 15.56 per cent. of the European or White population, which is more than twice the number engaged in Agricultural pursuits, viz., 7,346 persons, or 7.56 per cent., whilst Dependants head the list with 28,857 persons, or 29.71 per cent., with Domestic next, 22,213 persons, or 22.90 per cent. (Domestic, embracing Wives, Widows, Daughters, and other relatives doing domestic duties, Domestic Servants, etc.). Europeans or Whites.

299. Excluding the last three classes, namely (1) "Indefinite," comprising persons of Property and Rank or Independent means, persons whose pursuits are imperfectly described, and those returned as of No Occupation; (2) "Dependants," embracing persons dependant for support upon Natural Guardians or supported by the Community; and (3) Persons whose occupations are Unknown or Unspecified, there remain 91,254 Males of all Races, or 73 per cent. of the whole Male population returned under some definite Occupation or Calling (Natives excepted). Numbers engaged in indefinite occupations.

300. Excluding the same three classes, there remain 51,351 Females, or 63 per cent. of the whole Female population returned under some definite Occupation or Calling. This includes also all Wives and other Females engaged in Domestic Duties included in Class 2.

301. Acting in the same manner with the European or White population, it will be found that there were 41,403 Males, or 72 per cent. of the whole Male European Population, and 25,391 Females, or 62 per cent. of the whole Female European Population returned under some definite Occupation or Calling. Europeans or Whites.

302. In the same way there were 47,602 Indian and Asiatic Males, or 74 per cent. of the whole Male Indian and Asiatic population, and 24,084 Indian and Asiatic Females of the whole Female Indian and Asiatic population, or 64 per cent., returned under some definite Occupation or Calling. Indians and Asiatics.

303. Also, there were 2,249 Males, or 62 per cent. of the whole Mixed population (Male), and 1,876 Females, or 61 per cent. of the whole Female Mixed population, returned under some definite Occupation or Calling. Mixed and Others.

304. When it is considered that children of tender years are included in the above, it must be admitted that the record of the working population of the Colony is very high. Children.

305. This Table gives the information for the whole Colony, as also the relative proportion per cent., and is a fac-simile of the Table previously given in our remarks on "Occupations." Table III. see Annexures.

306. The main difficulty arises, in making a complete distribution of the numerous Occupations under 8 main heads, viz. :—"Professional," "Domestic," "Commercial," "Agricultural," "Industrial," "Dependants," "Indefinite," and "Unspecified." Under the various heads the following persons were included, and are clearly shown in this Table, No. III. Table III. see Annexures.

307. Class 1. Order A. Persons engaged in the General or Local Government (not otherwise classed), or the Defence or Protection of the Colony.
Order B. Persons ministering to Religion and Charity, Law, Health, Education, Art, Literature, Science, and Amusements. Professional.

308. Class 2. Order C. Persons engaged in Domestic Offices or House Duties.
Order D. Persons engaged in the supply of Board and Lodging and in rendering personal offices for, and attendance on men. Domestic.

Commercial.	309. Class 3. Order E. Persons who Buy, Sell, Exchange or Insure, Keep, or Lend Money, Property, or Goods of all kinds. Order F. Persons engaged in the conveyance of Men, Animals, Goods, and Messages.
Agricultural.	310. Class 4. Order G. Persons possessing, working, or cultivating Land, raising or dealing in Animals, or following pursuits subsidiary thereto. 311. Class 5. Order H. Persons engaged in working and dealing in Art and Mechanic Productions, in which matters are employed in combination. Order I. Persons engaged in the construction or repairs of Railways, Roads, Docks, Bridges, Earthworks, Water Storage, and in the disposal of Dead Matter or Refuse.
Industrial.	Order J. Persons dealing in Textile Fabrics, in Dress, and in Fibrous Materials. Order K. Persons dealing in Food, Drinks, and Stimulants, or in Animal and Vegetable Substances. Order L. Persons employed in connection with Mining, Working or Dealing in Stone, Clay, Earthenware or Glass. Order M. Persons engaged in Mechanical Operations or Labour, the nature of which is undefined.
Indefinite.	312. Class 6. Order N. Persons of Property or Rank, or Independent means, not returned under any Office or Occupation; also, Persons whose pursuits are imperfectly described.
Dependants.	313. Class 7. Order O. Persons dependant for support upon Natural Guardians or persons supported by the Community.
Unspecified.	314. Class 8. Order P. Persons whose occupations are Unknown and Unspecified.
	315. In dealing with the Occupations of the People in detail, it must be clearly understood that no person can be tabulated more than once, even though he may have more than one Occupation. In each case of this description, the Occupation of the greatest pecuniary importance to the person concerned is recorded.
Diagrams. See Annexures.	316. These are Diagrams showing at a glance the relation of any one of these Orders to any other or others.
Table IV See Annexures.	317. This Table reflects in detail the Occupations of the People. Taking the previous Tables of Occupations under the various Orders, lettered from A to P, each Order has been subdivided again, to give as clearly as possible information relating to each distinct Class of Occupation.
Closer Compari- son.	318. On a closer examination of the foregoing, we think it advisable to make a further Analysis, for while the summations are correct according to the 8 Classes shown, viz. :— I. Professional. II. Domestic. III. Commercial. IV. Agricultural. V. Industrial. VI. Indefinite. VII. Dependants. VIII. Unspecified. they do not clearly reflect the two chief factors into which all Occupations should be finally classed, viz., "Breadwinners" and "Dependants," for instance.
Domestics.	319. From the Summary, Table II, classed under 8 different headings, it will be noticed that Domestics (Class 2) are set down as 45,660 persons, and it is found that a very large proportion of this figure represents Wives and Daughters of families for whom no remuneration for services rendered is received, and before an accurate return representing Breadwinners and Dependants can be framed, the Domestic Class, numbering 45,660 persons, should be apportioned to rank either as Breadwinners or Dependants.
Breadwinners and Dependants.	320. Accordingly the following Table has been prepared, with two Main Divisions, "Breadwinners" and "Dependants," which appears to us to be the only sound basis of classification, if satisfactory results are to be obtained in connection with this very important category.
Table A.	321. Table showing numerically and centesimally Persons, Males and Females, living in the Colony of Natal (Natives excepted) arranged under their respective Divisions and Classes.

DISTRIBUTION OF OCCUPATIONS.

Table A.—Shewing Numerically and Centesimally, persons *i.e.* Europeans or Whites, Indians and Asiatics, Mixed and Others, Males and Females, living in the Colony of Natal, belonging to 30 Orders of Occupation arranged under their respective Divisions and Classes.

OCCUPATIONS.		Numerical.			Centesimal.		
		Persons.	Males.	Females.	Persons.	Males.	Females.
All Classes		204,712	123,865	80,848	100.00	100.00	100.00
Bread Winners—Class I. to VII.		104,579	91,817	12,762	51.09	74.12	15.78
Dependants—Class VIII.		100,134	32,048	68,086	48.91	25.88	84.22
Nature of Services.		Class.					
Personal and Immaterial	I. Professional	11,384	9,165	2,219	5.57	7.40	2.74
Distribution of Material	II. Domestic	5,828	4,214	1,614	2.85	3.40	1.99
Transport of Goods, &c.	III. Commercial	11,473	10,823	650	5.60	8.74	.80
Modifiers of Material	IV. Transport and Communi- cation	5,354	5,350	4	2.61	4.32	...
Primary Producers of Material	V. Industrial	26,245	24,973	1,272	12.82	20.17	1.58
Indefinites	VI. Primary Producers	42,489	36,073	6,416	20.76	29.12	7.94
Dependants	VII. Indefinites	1,806	1,219	587	.88	.98	.73
	VIII. Dependants	100,134	32,048	68,086	48.91	25.87	84.22
Class.	Order.						
I.	1	Services Personal and Immaterial— Persons not otherwise classed, engaged in or ministering to Government, Defence and Protection ...					
	2	5,066	4,831	235	2.47	3.90	.29
	3	Religion, Charity, Health, Education, Science, Amusement, and Law ...					
	4	6,318	4,334	1,984	3.09	3.49	2.45
II.	5	Board and Lodging and Personal Services ...					
	6	5,828	4,214	1,614	2.84	3.40	1.99
III.	7	Distribution of Material— Persons engaged in Mercantile Pursuits, Property, Finance, Traders in Dress, Foods, Drinks, Animal and Vegetable Substances, General Dealers and other undefined Mercantile Pursuits ...					
	8	11,473	10,823	650	5.60	8.73	.80
IV.	9	Transport and Communication— Persons engaged in Conveyance by Rail ...					
	10	3,121	3,119	2	1.52	2.52	...
	11	Persons engaged in Conveyance by Tramways and Roads ...					
	12	876	875	1	.42	.70	...
	13	Persons engaged in Conveyance by Sea or River ...					
	14	1,146	1,14656	.92	...
	15	Messengers and Porters ...					
	16	111	110	1	.06	.09	...
	17	Persons engaged in Conveyance of Men, Goods and Animals ...					
	18	100	10006	.09	...
V.	19	Modifiers and Manufacturers of Material— Workers in Books and Printing ...					
	20	725	692	33	.36	.56	.06
	21	Workers in Musical Instruments ...					
	22	11	11
	23	Workers in Watches, Clocks, Instruments, Jewellery, &c. ...					
	24	574	573	1	.29	.47	...
	25	Workers in Carriages, Wagons, Carts and Harness... ..					
	26	923	927	1	.45	.75	...
	27	Workers in Ships and Boats... ..					
	28	104	10405	.09	...
	29	Workers in Furniture and Pictures ...					
	30	262	257	5	.13	.21	...
	31	Workers in Construction and Repair of Railways ...					
	32	1,416	1,41669	1.14	...
	33	Industrial workers imperfectly defined ...					
	34	11	11
	35	Workers in Construction of Roads, Docks, Bridges, and Earthworks ...					
	36	3,940	3,940	...	1.93	3.19	...
	37	Workers in Construction of Houses and Buildings... ..					
	38	8,744	8,744	...	4.27	7.05	...
	39	Workers in Dress ...					
	40	2,017	1,907	1,010	.98	.82	1.25
	41	Workers in Animal and Vegetable Substances ...					
	42	3,153	2,968	185	1.54	2.39	.24
	43	Workers in Food, Drinks, Stimulants and Narcotics ...					
	44	813	781	32	.39	.63	.05
	45	Workers in Stone, Clay and Earthenware ...					
	46	996	992	4	.49	.82	...
	47	Workers in Art, Mechanical Productions and Various ...					
	48	2,551	2,550	1	1.25	2.06	...
VI.	49	Primary Producers— Persons engaged in Agricultural and Pastoral Pursuits ...					
	50	39,648	33,232	6,416	19.37	26.83	7.93
	51	Other Primary Producers ...					
	52	484	48424	.39	...
	53	Persons engaged in Metals and Minerals ...					
	54	2,357	2,357	...	1.16	1.91	...
VII.	55	Indefinite Occupations ...					
	56	1,806	1,219	587	.88	.98	.73
VIII.	57	Dependants— Wives, Children and Relations dependent upon Natural Guardians ...					
	58	60,302	31,892	28,910	29.45	25.34	35.75
	59	Wives, Widows and Daughters engaged in Domestic Duties, for which no remuneration is received ...					
	60	39,832	656	39,176	19.46	.53	48.46

So far as the principal division into Breadwinners and Dependants are concerned, the preceding analysis shows the following proportion :—

One Breadwinner to every .95 Dependants. Persons.
 One Breadwinner to every .34 Dependants. Male.
 One Breadwinner to every 5.33 Dependants. Females.

322. We now proceed to show the 8 Classes of Occupations, with a definition to each, in relation to Breadwinners and Dependants.

CLASSIFICATION OF OCCUPATIONS, 1904.

DEFINITION OF PRINCIPAL CLASSES.

SECTION A.—BREADWINNERS.

323. Class 1. Professional.—Embracing all persons, not otherwise classed, mainly engaged in the Government and Defence of the country, and in satisfying the intellectual, moral, and social wants of the inhabitants.
324. Class 2. Domestic.—Embracing all persons engaged in the supply of board and lodging and in rendering personal services for which remuneration is usually paid.
325. Class 3. Commercial.—Embracing all persons directly connected with the hire, sale, transfer, distribution, storage, and security of property and materials.
326. Class 4. Transport and Communication.—Embracing all persons engaged in the transport of persons or goods, or in effecting communication.
327. Class 5. Industrial.—Embracing all persons, not otherwise classed, who are principally engaged in various works of utility, or in specialities connected with the manufacture, construction, modification, or alteration of materials so as to render them more available for the various uses of man, but excluding, as far as possible, all who are mainly or solely engaged in the service of commercial interchange.
328. Class 6. Agricultural, Pastoral, Mineral, and other Primary Producers.—Embracing all persons mainly engaged in the cultivation or acquisition of food products, and in obtaining other raw materials from natural sources.
329. Class 7. Indefinite.—Embracing all persons who derive incomes from services rendered, but the direction of which services cannot be exactly determined.

CLASSIFICATION OF OCCUPATIONS, 1904.—(Continued).

SECTION B.—DEPENDANTS. NON-BREADWINNERS.

330. Class 8. Dependants.—Embracing all persons dependant upon Relatives or Natural Guardians, including Wives, Children, and Others not otherwise engaged in pursuits for which remuneration is paid, and all persons depending upon Private Charity, or whose support is a burden on the Public Revenue.

331. Thus it will be seen, there are 91,817 Male Breadwinners and 32,048 Male Dependants. Males and Females. Shewing the Male Breadwinners of the three Classes—I. Europeans or Whites; II. Indians and Asiatics; III. Mixed and Others, to be equal to 74.12 per cent. of the Population, and the Dependants to be 25.88 per cent. of the Population. Female Breadwinners are 12,762, and Dependants 68,086, or equal to 15.78 and 84.22 per cent. respectively.

332. The Primary Producers of Material (*i.e.*, Agricultural Pursuits) are largely represented as Breadwinners, with a percentage for—I. Europeans or Whites; II. Indians and Asiatics; III. Mixed and Others (Natives excepted), equal to 20.76. The next Class in importance are Modifiers of Material (Industrial) Breadwinners, with a percentage of 12.82; and third, Commercial or Distributors of Material, in conjunction with No. IV. (Transport and Communication) with a percentage of 8.21, giving a combination of Breadwinners equal to 41.79 per cent. (out of 51.09 Breadwinners), to satisfy the great wants of the people—Food, Clothing, and Shelter—leaving 9.30 per cent. of Breadwinners to be absorbed in creating luxurious satisfactions for the People, which, although important numerically, are insignificant in comparison with the numbers required to supply the minimum of the great wants—*Food, Clothing, and Shelter*.

333. The following Summary shows, in respect of Persons, Males and Females, the order of importance as regards the proportion which each Class bears to the total Population :—

ORDER OF IMPORTANCE AS REGARDS THE PRINCIPAL GROUPS RELATIVE TO TOTAL POPULATION.

PERCENTAGE PROPORTION TO TOTAL POPULATION (NATIVES EXCEPTED).

Persons.	Per Cent.	Males.	Per Cent.	Females.	Per Cent.
Totals	100.00		100.00		100.00
1 Dependants	48.91	1 Primary Producers	29.12	1 Dependants	84.22
2 Primary Producers	20.76	2 Dependants	25.87	2 Primary Producers	7.94
3 Modifiers of Material	12.82	3 Modifiers of Material	20.17	3 Professional	2.74
4 Distributors of Material	5.63	4 Distributors of Material	8.74	4 Modifiers of Material	1.58
5 Professional	5.57	5 Professional	7.40	5 Personal Service (Domestic)	1.99
6 Personal Service (Domestic)	2.85	6 Transport	4.32	6 Distributors of Material80
7 Transporters	2.61	7 Personal Service (Domestic)	3.40	7 Indefinite Service73
8 Indefinite Service88	8 Indefinite Service98	8 Transport and Communication

334. We come now to the Native Population of the Colony, numbering 904,041 Persons, Native Population. which has been omitted from the foregoing Tables in every detail, so that the deductions refer only to the—

- I. European or White Population.
 II. Indian and Asiatic do.
 III. Mixed and Other do.

335. As it was decided by the Colonial Government not to include the enumeration of Occupations in the scope of the Census in relation to the Native Population of the Colony, no comparison can be shown or any inference drawn from the foregoing Tables; it is, however, interesting to note that sufficient information is available to enable us approximately to deal with the Native Population on a similar basis as reflected in the foregoing Tables in respect to the Occupations of Europeans or Whites, Indians and Asiatics, and Mixed and Others, and the following, Table B, will serve to show that the Natives of the Colony are very closely associated with many of the Occupations and Callings which go to make up the 8 Classes of Occupations in connection with the European or White, Indian and Asiatic, and Mixed and Other Races.

336. **Table B**—This Table gives an Approximate Return for the Native Population of the Colony, shewing the Occupations divided into eight Principal Classes.

OCCUPATIONS.				Numerical.			Centesimal.		
Divisions.				Persons.	Males.	Females.	Persons.	Males.	Females.
All Classes	904,041	426,766	477,275	100.00	100.00	100.00
Bread Winners—Class I. to VII.	566,299	263,566	302,733	62.64	61.76	63.43
Dependants—Class VIII.	337,742	163,200	174,542	37.36	38.24	36.57

Nature of Service.	Class.	Persons.	Males.	Females.	Persons.	Males.	Females.
Personal and Immaterial	I. Professional	1,702	1,70219	.40	...
	II. Domestic	40,281	30,049	10,232	4.46	7.04	2.14
	III. Commercial	2,181	2,18124	.51	...
Distribution of Material Transport of Goods, &c.	IV. Transport and Communication	7,810	7,81086	1.83	...
	V. Industrial	10,378	10,378	...	1.15	2.43	...
Modifiers of Material	VI. Primary Producers	503,947	211,446	292,501	55.74	49.55	61.29
Primary Producers of Material	VII. Indefinites
Indefinites	VIII. Dependants	337,742	163,200	174,542	37.36	38.24	36.57

Native Males (Breadwinners).

337. Thus it will be seen that the Native Male Breadwinners show approximately 61.76 per cent. of the Native Male Population, and the Native Female Breadwinners 63.43 per cent. of the Native Female Population; these figures, which have been arrived at after a most careful computation, clearly indicate that the Natives of this Colony contribute very considerably to their own support, and are largely identified with the Agricultural pursuits of the Country. When it is remembered that the Natives of this Colony produce annually, approximately,

Agricultural Products.

- 760,000 Muils of Mealies
- 6,000 Muils of Round Potatoes
- 15,000 Muils of Beans
- 122,000 Muils of Sweet Potatoes
- 427,000 Muils of Kafir Corn

not to mention other Products, such as Sugar, Tobacco, Pumpkins, etc., and that they own and are in possession of Live Stock representing, approximately,

Live Stock.

- 343,159 Horned Cattle
- 21,851 Horses
- 26,706 Woolled Sheep
- 105,144 Other Sheep
- 797,259 Goats
- 50,461 Pigs
- 612,709 Poultry, various

together with Agricultural Implements, which show a very creditable return in point of numbers

Wagons, Carts, Implements, etc.

- 1,700 Wagons and Carts
- 20,000 Ploughs
- 1,000 Harrows
- 100 Mealie Shellers and Threshing Machines

and a number of other Farm Implements, although the Natives do not always labour in directions which may be regarded by some, in the best interests of the Colony, they cannot be looked upon as a "lazy" people.

Primary Producers.

338. As Primary Producers, they occupy a very creditable position in the Colony, with a percentage of 55.74 of the entire Native Population. The Native Men show 49.55, while the Women, who are very largely engaged in Agricultural pursuits, show a percentage of 61.29.

Domestic Class.

339. The Domestic Class show 30,049 Males, equal to 7.04 per cent. of the Native Male Population. This number represents "Boys" and "Young Men" employed in and about the Homes of the European or White Population. The Native Females only show a percentage of 2.14 employed in domestic work; the reason for this is that preference is given by the European population to "Boys" and "Young Men," who make very much better and more reliable House Servants than the Girls.

340. It will be noticed that there are, approximately, 10,378 Native Males engaged in Industrial pursuits. A very large proportion of this number is absorbed in the Towns. The Towns of Durban and Pietermaritzburg are accountable for a very large proportion of this figure in connection with Industrial Institutions and Works for the modification and alteration of materials. Industrial Class

341. Considering the large Native Population, the percentage of Dependants is small. Males 38.24, Females 36.57. The chief reason for this is that Native Boys are sent to work at an early age, and the Girls and Women work in the areas in which they live. Dependant Class

342. The following Table will show comparisons in relation to Breadwinners in other Countries:—

PERCENTAGE PROPORTION OF BREADWINNERS IN THE COLONY (EXCLUSIVE OF NATIVES) IN COMPARISON WITH VARIOUS COUNTRIES.

District.	Breadwinners (Persons).											
	All Breadwinners.	Class I. Professional.	Class II. Domestic.	Class III. Commercial.	Class IV. Transport and Communication.	Class V. Industrial.	Class VI. Primary Producers.					Class VII. Indefinites.
							All Primary Producers.	Agricultural.	Pastoral.	Mines and Minerals.	Other Primary Producers.	
The Colony of Natal, 1904...	10.88	5.57	10.97	5.12	25.10	40.64	37.91	2.26	.47	1.72		
Tasmania, 1891	6.38	11.69	15.62	...	26.08	33.38	26.11	3.99	6.49	1.79	1.85	
New South Wales	6.64	12.56	18.92	...	30.31	29.33	14.74	6.91	6.58	1.09	2.24	
Victoria	6.00	11.54	19.93	...	33.83	25.10	16.70	3.09	3.60	
Queensland	5.83	11.34	17.40	...	26.26	37.84	22.25	7.08	6.46	2.05	1.33	
West Australia	5.96	10.78	20.23	...	25.72	35.26	18.31	7.56	5.08	4.31	2.05	
New Zealand	6.26	9.86	17.09	...	27.90	35.82	23.36	3.78	6.70	1.98	3.07	
England and Wales, 1881	5.6	15.7	13.4	...	44.2	16.6	11.5	4.8	0.3	4.5		
Scotland, 1881	4.2	11.1	12.7	...	46.7	21.1	14.2	5.0	1.9	4.2		
Ireland	5.0	18.0	7.0	...	25.1	42.0	41.1	0.4	0.5	2.9		
Estimated Average of 15 Great Countries	3.0	6.8	5.2	...	30.1	52.50	52.20			2.4		

343. It will be seen from the foregoing Analysis that Primary Producers do not quite come up to the World's average, in which Agricultural, Pastoral, and Mineral Industries dominate; taking into consideration the fact that the proportion of the various classes of Industry differ very widely with each place and country, it is computed that, in a complete circle of exchange, nearly half of all Breadwinners must be occupied in the production of primary material of raw products from the land, and wherever the primary producers are much below the world's average it indicates that the local supply of some of the necessary raw products is deficient, and must be made good mainly by exchange of local-manufactured products, as in the case of England, or as in the exchange between Urban and Rural generally. The foregoing Table will serve to show how this Colony stands in relation to Breadwinners as compared with other Countries in 1891 and 1881, and also in relation to the estimated average, based upon results obtained from 15 Countries, forming a fairly close approach to a complete circuit of commercial exchange, and embracing a population of over 433 Millions. Primary Producers in relation to Other Breadwinners.

344. Taking each Class separately, we find that the percentage of Professional Class I., is very much higher than the same Class for any of the other Countries shown on the foregoing Table. This is attributable to the fact that at the time of Census taking in April, 1904, there were large numbers of His Majesty's Troops stationed in the Colony, all of whom are classed as Professionals. Class I—Professional.

345. The low percentage shown for this Class of Breadwinner is due to the fact that a very small proportion of the population are engaged in Household or Domestic Work of any kind who receive remuneration for their services, the greater number seeking employment in the direction of Commercial, Industrial, or Agricultural pursuits, and in the case of Wives and Daughters, a very large proportion devote their time exclusively to Domestic duties, for which no remuneration is forthcoming, and who in so doing have to be numbered with the Dependant Class of the Colony. Class II—Domestic.

Class III—Commercial. 346. This Class is largely represented (too much so) in the principal Towns of the Colony, and shows 10·97 per cent. of Breadwinners.

Class IV—Transport and Communication. 347. This section of the Commercial Class shows 5·12 per cent.

Class V—Industrial. 348. In respect to the Industrial Class, the number is comparatively small, although there is a growing tendency towards the development of Industrial pursuits, which will shortly absorb a larger number than at present engaged.

Class VI—Primary Producers. 349. These take a prominent place in the Occupations of the people, and occupy the first position among the Breadwinners of the Colony, but, as we have already mentioned, there are numbers of Indians and Asiatics engaged in Agricultural pursuits. The number of Indians and Asiatics engaged in Agricultural pursuits show 26,358 Males and 6,078 Females, while the European or White and Mixed and Other Races only show (together) 7,358 Males, 338 Females, a condition of things regarded by many as distinctly opposed to the best interests of the Colony.

Breadwinners and Dependants. All Races. 350. Having dealt with the Occupations of Europeans or Whites, Indians and Asiatics, and Mixed and Others, in a separate Table "A," under the eight different Classes, viz., Professional, Domestic, Commercial, Transport and Communication, Industrial, Primary Producers, Indefinite, and Dependants, and also with the Native Population separately, in the same way, see Table "B." The following, Summary C., giving a Combination of Breadwinners and Dependants of all Races, for the Colony, will serve a useful purpose, and reflect the combined results in respect to one of the most important categories of the Census Returns.

351. Table C—Summary giving a Combination of all Breadwinners and Dependants for All Races of the Colony, under Eight Classes of Occupations, according to the separate Tables "A," representing Europeans or Whites, Indians and Asiatics and Mixed and Others, also Table "B" representing the Native Occupations, approximately shewn.

OCCUPATIONS.		Numerical.			Centesimal.		
Divisions.		Persons.	Males.	Females.	Persons.	Males.	Females.
All Classes	...	1,108,754	550,631	558,123	100·00	100·00	100·00
Bread Winners—Class I. to VII.	...	670,876	355,383	315,495	60·50	64·54	55·52
Dependants—Class VIII.	...	437,876	195,248	242,628	39·50	35·46	43·48

Nature of Service.	Class.	Persons.	Males.	Females.	Persons.	Males.	Females.
Personal and Immaterial	I. Professional	13,086	10,867	2,219	1·18	1·97	·40
	II. Domestic	43,109	34,263	11,846	4·15	6·22	2·12
	III. Commercial	13,654	13,004	650	1·23	2·36	·12
Distribution of Material	IV. Transport and Communication	13,164	13,160	4	1·19	2·40	...
Transport of Goods, &c.	V Industrial	36,623	35,351	1,272	3·30	6·42	·23
Modifiers of Material	VI Primary Producers	546,436	247,519	298,917	49·29	44·95	53·55
Primary Producers of Material	VII. Indefinites	1,806	1,219	587	·16	·22	·10
Indefinites	VIII Dependants	437,876	195,248	242,628	39·50	35·46	43·48
Dependants							

352. Although the data from which results have been compiled in respect to the Occupations of Natives is not the outcome of a direct kraal to kraal enumeration, great pains have been taken to collect particulars from reliable sources, and while the results can only be taken as approximate, we are satisfied that, for all practical purposes, they are substantially correct.

Results of Combination. 353. We will now proceed to consider the results of this Combination (Table "C"), and the effect produced by the equalization of Labour brought about by the introduction of the Native element of the Colony. By bringing in the Natives we bring up the percentage of Breadwinners to 60·50 persons of the entire Population, and the Dependants are brought down to 39·50 persons of the entire Population. If we leave the Natives out of the computation, the actual tabulated results for (1) Europeans or Whites, (2) Indians and Asiatics, (3) Mixed and Others (combined), the Breadwinners are reduced to 51·09 per cent. and the Dependants are raised to 48·91 per cent. The reason for this high rate of percentage for Breadwinners in the foregoing Table "C" is explained in the fact that, although the Natives of the Colony are not absorbed or employed in what may be termed luxurious satisfactions, they are well represented as Primary Producers, especially by the female portion of the population, who are largely employed in the cultivation of the soil, and for this reason the percentage of Dependants among their own people, is kept within reasonable limits.

354. We will now look into the Native Table "B," showing the approximate Return of Occupations; here we find the Natives stand out prominently as Breadwinners, with a percentage of 62·64 persons, and the Dependants 37·36 persons per cent., We find, however, on examining the nature of Service under the 8 Classes of Occupation, that the bulk of the labour is centred in Class VI, giving a percentage of 55·74 out of 62·64, showing that, although only 8·85 per cent. of the Native Population is engaged in the service of Europeans or Whites throughout the Colony, there is considerable work done in the cultivation of Land and rearing of Stock among themselves. While we have no intention of making comparisons between the two Tables "A" and "B" the same Tables in combination will serve to show that, in spite of the allurements and enticements of high wages and prospects of lucrative employment presented from time to time in various directions, the Natives of the Colony cannot be induced to neglect, or forego the old time practice of making themselves secure against contingencies in the cultivation of the soil, rearing and accumulation of Stock, and having no luxurious wants to supply or satisfy, and no immediate necessity to surround their lives with increased responsibilities and less comfortable conditions, it is not surprising that they do not readily fall into line with the European or White Population, who, with their varied and numerous wants, are forced to exercise a large expenditure of human energy, if those wants are to be reasonably satisfied.

355. We will now deal with the European or White Population separately, and on their own merits as Breadwinners and Dependants, according to the 8 different Classes of Occupation. The following, Table D, shows that there are in the Colony a total European or White Population of 97,109 persons, 56,758 Males, 40,351 Females; of these there are 42,335 Male and 5,518 Female Breadwinners, with 49,256 Male and 14,423 Female Dependants, as follows:—

Divisions.	Numerical.			Centesimal.		
	Persons.	Males.	Females.	Persons.	Males.	Females.
Total Europeans or Whites	97,109	56,758	40,351	100·00	100·00	100·00
Breadwinners	47,853	42,335	5,518	49·28	74·59	13·67
Dependants	49,256	14,423	34,833	50·72	25·41	86·33

356. It is evident from the detailed results of this Table, shown on Page 683, that a large percentage of the European or White labour is absorbed in the creation of luxurious satisfactions, and although it is not absolutely necessary that the great classes of Occupation, say Agricultural and Industrial, should preserve the world's strict average proportions to each other, provided the Colony is free to make exchanges with other places or countries to supply the complement of the full circle of necessary wants, or for disposing or making good local surpluses and deficiencies. Nevertheless, a strict average proportion and quantity of labour, and auxiliary aids, in the production of the Colony's most important satisfaction to meet the three great wants of food, clothing, and shelter, must be observed; and this brings us to notice the distribution of population in the Urban and Rural Districts for all Races, shown separately, (1) Europeans and Whites, (2) Indians and Asiatics, (3) Mixed and Others, (4) All Natives, from which it will be seen that 60·77 per cent. of the European or White Population are domiciled in the Towns and Villages of the Colony, engaged largely in luxurious satisfactions, as against 39·23 per cent. in the Rural Districts. The following Tables, shewing the distribution of the entire Population in Urban and Rural Districts, will be of interest in connection with the foregoing remarks.

DISTRIBUTION OF POPULATION IN URBAN AND RURAL DISTRICTS.

EUROPEANS OR WHITES.

District.	Persons.	Proportion per cent.	District.	Persons.	Proportion per cent.
Urban	59,013	60·77	Rural	38,096	39·23

INDIANS AND ASIATICS.

District.	Persons.	Proportion per cent.	District.	Persons.	Proportion per cent.
Urban...	24,378	24.15	Rural	76,540	75.85

From the above figures in relation to Indians and Asiatics, it will be noticed that 76,540 persons of the Indian and Asiatic Population are distributed in the Rural Districts, or equal to 75.85 per cent., while 24,378 are domiciled in the Urban Districts, or equal to 24.15 per cent.

MIXED AND OTHERS.

District.	Persons.	Proportion per cent.	District.	Persons.	Proportion per cent.
Urban...	3,682	55.07	Rural	3,004	44.93

The Mixed and Others show 3,682 persons in Urban Districts, or equal to 55.07 per cent. of the Mixed and Other Population, with 3,004 in Rural Districts, or 44.93 per cent.

ALL NATIVES.

District.	Persons.	Proportion per cent.	District.	Persons.	Proportion per cent.
Urban...	36,514	4.04	Rural	867,527	95.96

The Native Population for Urban Districts is 36,514 persons, or 4.04 per cent. of the entire Native Population, while for the Rural Districts there are 867,527 persons or equal to 95.96 per cent.

DISTRIBUTION OF OCCUPATIONS UNDER THIRTY ORDERS FOR EUROPEANS OR WHITES.

Table D.—Shewing Numerically and Centesimally, persons, Males and Females, living in the Colony of Natal, belonging to 30 Orders of Occupation arranged under their respective Divisions and Classes, according to Census Returns for 17th April, 1904.

OCCUPATIONS.		Numerical.			Centesimal.			
Divisions.		Persons.	Males.	Females.	Persons.	Males.	Females.	
Europeans or Whites, total Population		97,109	56,758	40,351	100.00	100.00	100.00	
Bread Winners—Class I. to VII.		47,853	42,335	5,518	49.28	74.59	13.67	
Dependants—Class VIII.		49,256	14,423	34,833	50.72	25.41	86.33	
Nature of Services.	Class.							
Personal and Immaterial	I. Professional	10,867	8,693	2,174	11.19	15.32	5.39	
	II. Domestic	1,832	943	889	1.88	1.66	2.20	
Distribution of Material	III. Commercial	7,094	6,601	493	7.30	11.63	1.22	
Transport of Goods, &c.	IV. Transport and Communication	4,141	4,139	2	4.27	7.29	...	
Modifiers of Material	V. Industrial	14,812	13,490	1,122	15.25	24.12	2.78	
Primary Producers of Material	VI. Primary Producers	7,649	7,321	328	7.89	12.90	.81	
Indefinites	VII. Indefinites	1,458	948	510	1.50	1.67	1.27	
Dependants	VIII. Dependants	49,256	14,423	34,833	50.72	25.41	86.33	
Class.	Order.							
I.	1	Services Personal and Immaterial— Persons not otherwise classed, engaged in or ministering to Government, Defence and Protection	4,972	4,737	235	5.12	8.34	.59
	2	Religion, Charity, Health, Education, Science, Amusement, and Law	5,895	3,955	1,939	6.07	6.98	4.80
II.	3	Board and Lodging and Personal Services	1,832	943	889	1.88	1.66	2.20
III.	4	Distribution of Material— Persons engaged in Mercantile Pursuits, Property, Finance, Traders in Dress, Foods, Drinks, Animal and Vegetable Substances, General Dealers and other undefined Mercantile Pursuits	7,094	6,601	493	7.30	11.63	1.22
IV.	5	Transport and Communication— Persons engaged in Conveyance by Rail	2,722	2,720	2	2.81	4.80	.00
	6	Persons engaged in Conveyance by Tramways and Roads	392	39241	.69	...
	7	Persons engaged in Conveyance by Sea or River	917	91794	1.62	...
	8	Messengers and Porters	17	1702	.02	...
	9	Persons engaged in Conveyance of Men, Goods and Animals	93	9309	.16	...
V.	10	Modifiers and Manufacturers of Material— Workers in Books and Printing	593	574	19	.61	1.02	.05
	11	Workers in Musical Instruments	11	1102	.02	..
	12	Workers in Watches, Clocks, Instruments, Jewellery, &c.	183	18319	.32	...
	13	Workers in Carriages, Wagons, Carts and Harness	791	790	1	.82	1.39	.00
	14	Workers in Ships and Boats	102	10210	.18	...
	15	Workers in Furniture and Pictures	235	231	4	.24	.41	.00
	16	Workers in Construction and Repair of Railways	641	64166	1.13	...
	17	Industrial workers imperfectly defined	11	1102	.02	...
	18	Workers in Construction of Roads, Docks, Bridges, and Earthworks	792	79282	1.39	...
	19	Workers in Construction of Houses and Buildings	5,445	5,445	...	5.60	9.59	...
	20	Workers in Dress	1,790	861	929	1.84	1.52	2.31
	21	Workers in Animal and Vegetable Substances	1,171	1,025	146	1.20	1.80	.36
	22	Workers in Food, Drinks, Stimulants and Narcotics	527	5.5	22	.54	.88	.06
	23	Workers in Stone, Clay and Earthenware	527	52754	.93	...
	24	Workers in Art, Mechanical Productions and Various	1,993	1,992	1	2.05	3.52	.00
VI.	25	Primary Producers— Persons engaged in Agricultural and Pastoral Pursuits	7,089	6,761	328	7.32	11.92	.81
	26	Other Primary Producers	257	25726	.45	...
	27	Persons engaged in Metals and Minerals	303	30331	.53	...
VII.	28	Indefinite Occupations	1,458	948	510	1.50	1.67	1.27
VIII.	29	Dependants— Wives, Children and Relations dependent upon Natural Guardians	28,857	14,407	14,450	29.72	25.39	35.81
	30	Wives, Widows and Daughters engaged in Domestic Duties, for which no remuneration is received	20,399	16	20,383	21.00	.02	50.52

ANNEXURES.

CENSUS
OF THE
COLONY OF NATAL, 1904.

Part VIII. Table I.

OCCUPATIONS.

Table shewing for each Magisterial Division or Centre, the Occupations of the People, in detail, Alphabetically arranged:—"Europeans or Whites," "Indians and Asiatics," "Mixed and Others," Males and Females.

See Paragraph 290.

Part VIII. Table I.—Shewing for each Magisterial Division or Centre, the OCCUPATIONS OF THE PEOPLE, in detail, Alphabetically arranged:—I. Europeans or Whites; II. Indians and Asiatics; III. Mixed and Others, *Males and Females*, according to Census Returns for April, 1904.

No. 1.—Klip River Division.

Occupations.	Europeans or Whites.			Indians and Asiatics.			Mixed and Others.			Total.		
	M.	F.	Total.	M.	F.	Total.	M.	F.	Total.	M.	F.	Total.
Totals	632	475	1,107	1,044	362	1,406	6	4	10	1,682	841	2,523
Accountants ...	1	...	1	1	...	1	2	...	2
Bricklayers and Assistants ...	5	...	5	5	...	5
Blacksmiths and Assistants ...	9	...	9	3	...	3	12	...	12
Barmen...	4	...	4	4	...	4
Butchers and Assistants	1	...	1	1	...	1
Builders and Assistants	2	...	2	2	...	2
Bank Clerks ...	2	...	2	2	...	2
Bailiffs ...	1	...	1	1	...	1
Clerks, Commercial ...	7	1	8	6	...	6	13	1	14
Carpenters and Apprentices ...	8	...	8	8	...	8
Contractors ...	2	...	2	2	...	2
Commercial Travellers	1	...	1	1	...	1
Cooks	2	...	2	2	...	2
Coppersmith ...	1	...	1	1	...	1
Conductor ...	1	...	1	1	...	1
Clerks, N.G.R....	6	...	6	6	...	6
Dependents ...	86	131	217	110	103	213	3	2	5	199	336	435
Drapers and Assistants	1	...	1	1	...	1
Domestic Servants	2	2	11	...	11	11	2	13
Dairy Assistants	3	3	3	...	3
Diamond Driller ...	1	...	1	1	...	1
Domestic Duties	225	225	...	234	234	...	2	2	...	461	461
Engine Drivers ...	3	...	3	9	...	9	12	...	12
Engineers ...	2	...	2	2	...	2
Engine Fitters...	3	...	3	3	...	3
Electrical Engineers ...	1	...	1	1	...	1
Farmers and Assistants	241	15	256	28	...	28	1	...	1	270	15	285
Firemen
Farriers ...	1	...	1	1	...	1
Farm Labourers ...	24	...	24	41	5	46	65	5	70
Grocers and Assistants	2	...	2	1	...	1	3	...	3
Gardeners	18	...	18	18	...	18
Governesses	6	6	6	...	6
Hotel Keepers...	3	...	3	3	...	3
Hawkers	1	...	1	1	...	1
Housekeepers	2	2	2	...	2
Independents ...	1	1	2	1	1	2
Journalists ...	1	...	1	1	...	1
Labourers	46	17	63	46	17	63
Labour Agents	2	...	2	2	...	2
Lady's Help	1	1	1	...	1
Labourers, N.G.R.	26	...	26	26	...	26

No. 1.—Klip River Division (continued).

Occupations.	Europeans or Whites.			Indians and Asiatics.			Mixed and Others.			Total.		
	M.	F.	Total.	M.	F.	Total.	M.	F.	Total.	M.	F.	Total.
Ministers ...	1	...	1	1	...	1
Miners ...	22	...	22	74	...	74	96	...	96
Mine Labourers	600	...	600	600	...	600
Masons ...	10	...	10	10	...	10
Mine Managers ...	3	...	3	3	...	3
Mining Engineers ...	3	...	3	3	...	3
Mechanical Engineers...	1	...	1	1	...	1
Missionaries	2	2	2	2
Natal Police ...	12	...	12	12	...	12
Nurses	1	1	1	1
Not Stated ...	2	23	25	3	...	3	5	23	28
Overseers ...	9	...	9	9	...	9
Plasterers ...	2	...	2	2	...	2
Platelayers ...	14	...	14	14	...	14
Painters ...	2	...	2	2	...	2
Police	2	...	2	2	...	2
Poultry Farmers	1	...	1	1	...	1
Porters	9	...	9	9	...	9
Pointsmen, N.G.R.	2	...	2	2	...	2
Post Mistress	1	1	1
Pumpmen, N.G.R.	6	...	6	6	...	6
Quarrymen ...	1	...	1	1	...	1
Scholars ...	84	58	142	84	58	142
Surveyors ...	1	...	1	1	...	1
School Teachers ...	7	2	9	7	2	9
Station Masters, N.G.R.	9	...	9	9	...	9
Storekeepers, General...	6	...	6	22	1	23	28	1	29
Store Assistants ...	2	1	3	10	...	10	12	1	13
Secretaries ...	5	...	5	5	...	5
Servants ...	9	...	9	...	2	2	2	...	2	11	2	13
Sirdars	6	...	6	6	...	6
Salesmen (not stated)...	1	...	1	5	...	5	6	...	6
Ticket Inspector, N.G.R.	1	...	1	1	...	1
Transport Riders ...	1	...	1	1	...	1
Tradesmen (not stated)	2	...	2	2	...	2

No. 2—Lion's River Division.

Totals	900	664	1,564	897	381	1,278	47	33	80	1,844	1,078	2,922
Agents ...	1	...	1	1	...	1
Accountants and Bookkeepers ...	3	...	3	3	...	3
Bricklayers and Assistants ...	10	...	10	1	...	1	11	...	11
Blacksmiths and Assistants ...	3	...	3	3	...	3
Barmen...	5	...	5	5	...	5

No. 2—Lion's River Division (continued).

Occupations.	Europeans or Whites.			Indians and Asiatics.			Mixed and Others.			Total.		
	M.	F.	Total.	M.	F.	Total.	M.	F.	Total.	M.	F.	Total.
	Butchers and Assistants	5	...	5	5	...
Bakers and Confectioners	2	...	2	2	...	2
Brick and Tile Makers	1	...	1	1	...	1
Boarding House Keepers	...	5	5	5	5
Builders and Assistants	10	...	10	10	...	10
Bank Clerks	3	...	3	3	...	3
Clerks (various)	22	1	23	1	...	1	23	1	24
Carpenters and Apprentices	26	...	26	26	...	26
Contractors	2	...	2	2	...	2
Chemists and Druggists	2	...	2	2	...	2
Civil Servants	4	...	4	4	...	4
Commercial Travellers	2	...	2	2	...	2
Clerks, N.G.R.	16	...	16	16	...	16
Cleaners	1	...	1	1	...	1
Colliery Managers	1	...	1	1	...	1
Dependants	84	90	174	137	166	303	15	7	22	236	263	499
Dairy Assistants	...	4	4	4	4
Dress Makers	1	...	1	1	...	1
Drill Instructors	1	...	1	1	...	1
Domestic Duties	...	341	341	...	141	141	...	20	20	...	502	502
Dhoby	2	1	3	2	1	3
Engine Drivers	2	...	2	2	...	2
Electrical Engineers	1	...	1	1	...	1
Engineers	1	...	1	1	...	1
Electricians	1	...	1	1	...	1
Farmers and Assistants	222	9	231	43	3	46	265	12	277
Florists	1	...	1	1	...	1
Fruiterers	1	...	1	1	...	1
Farm Labourers	17	...	17	29	5	34	3	...	3	49	5	54
Farm Experts (C.S.)	1	...	1	1	...	1
Gardeners	2	...	2	8	1	9	10	1	11
Gaolers	1	...	1	1	...	1
Gangers, N.G.R.	7	...	7	7	...	7
Governesses	...	20	20	20	20
Gunsmiths	1	...	1	1	...	1
Hotel Keepers	11	3	14	11	3	14
Hospital Attendants	1	...	1	1	...	1
Hawkers	3	...	3	3	...	3
Housekeepers	...	6	6	6	6
Independents	12	5	17	12	5	17
Ironmongers and Assistants	1	...	1	1	...	1
Interpreters	1	...	1	1	...	1
Journalists	1	...	1	1	...	1
Labourers	1	...	1	516	54	570	2	...	2	519	54	573
Labourers, N.G.R.	1	...	1	1	...	1
Lady's Help	...	2	2	2	2

No. 2—Lion's River Division (continued).

Occupations.	Europeans or Whites.			Indians and Asiatics.			Mixed and Others.			Total.		
	M.	F.	Total.	M.	F.	Total.	M.	F.	Total.	M.	F.	Total.
	Laundresses	3	3	...	3
Librarians	...	1	1	1	1
Ministers	6	...	6	2	...	2	8	...	8
Miners	1	...	1	1	...	1
Masons	6	...	6	8	...	8	14	14
Managers (Commercial)	1	...	1	1	...	1
Managers (Financial)	1	...	1	1	...	1
Medical Practitioners	4	1	5	4	1	5
Musicians	...	2	2	2	2
Matrons	...	1	1	1	1
Mechanics	1	...	1	1	...	1
Millers	1	...	1	1	...	1
Mechanical Engineers	2	...	2	2	...	2
Missionaries	1	4	5	1	4	5
Mail Carriers	1	...	1	1	...	1
Magistrates	1	...	1	1	...	1
Natal Police	18	...	18	6	...	6	24	...	24
Nurses	...	13	13	13	13
Not stated	2	...	2	1	...	1	...	3	...	3	6	6
Overseers	4	...	4	1	...	1	5	5
Officers and Soldiers, H.M.S.	1	...	1	1	...	1
Platelayers	12	...	12	12	...	12
Painters	5	...	5	5	...	5
Piano Tuners	1	...	1	1	...	1
Postmasters	1	...	1	1	...	1
Printers	1	...	1	1	...	1
Photographers	2	...	2	2	...	2
Porters	4	...	4	4	...	4
Postmistresses	...	2	2	2	2
Pointsmen, N.G.R.	2	...	2	2	...	2
Scholars	280	134	414	4	1	5	...	2	2	284	137	421
Surveyors	1	...	1	1	...	1
Solicitors	2	...	2	2	...	2
School Teachers	16	16	32	16	16	32
Stationers	1	...	1	1	...	1
Saddlers	1	...	1	1	...	1
Sawyers	5	...	5	5	...	5
Stationmasters, N.G.R.	14	...	14	14	...	14
Storekeepers (General)	6	...	6	23	1	24	29	1	30
Store Assistants	7	...	7	29	...	29	36	...	36
Stewards	1	...	1	1	...	1
Servants	...	2	2	71	8	79	14	1	15	85	11	96
Sirdars	4	...	4	4	...	4
Salesmen (not stated)	5	...	5	1	...	1	6	...	6
Typist and Shorthand-writers	...	1	1	1	1
Transport-riders	1	...	1	1	...	1
Traders	1	...	1	1	...	1
Veterinary Surgeons	2	...	2	2	...	2
Wire Workers	1	...	1	1	...	1
Watchmakers	1	...	1	1	...	1
Wagonmakers	2	...	2	2	...	2

No. 3—Ixopo Division.

Occupations.	Europeans or Whites.			Indians and Asiatics.			Mixed and Others.			Total.		
	M.	F.	Total.	M.	F.	Total.	M.	F.	Total.	M.	F.	Total.
Totals	479	397	876	102	36	138	60	63	123	641	496	1,137
Auctioneers and Clerks	1	...	1	1	...	1
Accountants and Bookkeepers	1	...	1	1	...	1	2	...	2
Bricklayers and Assistants	4	...	4	1	...	1	5	...	5
Blacksmiths and Assistants	4	...	4	4	...	4
Barmen	1	...	1	1	...	1
Butchers and Assistants	1	...	1	1	...	1
Bakers and Confectioners	...	1	1	1	1
Brick and Tile Makers	2	...	2	2	...	2
Boot and Shoe Makers	1	...	1	1	...	1
Builders and Assistants	5	...	5	5	...	5
Bank Clerks	2	...	2	2	...	2
Clerks (various)	5	...	5	5	...	5
Carpenters and Apprentices	15	...	15	15	...	15
Contractors	2	...	2	2	...	2
Chemists and Druggists	1	...	1	1	...	1
Civil Servants	4	...	4	4	...	4
Cooks	1	6	7	1	...	1	2	6	8
Coachmen and Grooms	1	...	1	1	...	1
Dependents	60	63	123	22	14	36	21	14	35	103	91	194
Dairy Assistants	...	3	3	3	3
Dressmakers	...	12	12	1	1	...	13	13
Drill Instructors	1	...	1	1	...	1
Domestic Duties	...	189	189	...	11	11	...	27	27	...	227	227
Excise Officers	1	...	1	1	...	1
Farmers and Assistants	182	3	185	3	...	3	15	...	15	200	3	203
Farm Labourers	...	1	1	23	2	25	23	3	26
Forest Officers	1	...	1	1	...	1
Grocers and Assistants	1	...	1	1	...	1
Gardeners	1	4	5	4	1	5	5	5	10
Gaolers	1	...	1	1	...	1
Governesses	...	11	11	11	11
Hotel Keepers	2	1	3	2	1	3
Housekeepers	...	3	3	3	3
Independents	2	2	4	1	...	1	3	2	5
Inspectors (C.S.)	1	...	1	1	...	1
Labourers	3	...	3	33	6	39	36	6	42
Ministers	12	...	12	12	...	12
Masons	1	...	1	1	...	1
Managers (Commercial)	...	1	1	1	...	1	1	1	2
Managers (Financial)	2	...	2	2	...	2
Millers	2	...	2	2	...	2
Medical Practitioners	1	...	1	1	...	1
Matrons	...	1	1	1	1
Magistrates	1	...	1	1	...	1
Natal Police	23	...	23	23	...	23
Nurses	...	1	1	1	1
Not stated	6	2	8	3	...	3	9	2	11

No. 3—Ixopo Division (continued).

Occupations.	Europeans or Whites.			Indians and Asiatics.			Mixed and Others.			Total.		
	M.	F.	Total.	M.	F.	Total.	M.	F.	Total.	M.	F.	Total.
Overseers	5	...	5	5	...	5
Painters	2	...	2	3	...	3	5
Postmasters	1	...	1	1	...	1
Scholars	74	78	152	11	10	21	85
Solicitors	4	...	4	4	...	4
School Teachers	3	13	16	2	2	3	15
Surgeons	1	...	1	1	...	1
Solicitors' Clerks	1	...	1	1	...	1
Storekeepers (General)	11	...	11	3	...	3	1	...	1	15
Store Assistants	9	1	10	6	...	6	15	1	16
Servants	4	...	4	3	2	5	2	7	9	9	9	18
Trappists	1	1	2	1	1	2
Transport Riders	1	...	1	1	...	1
Telegraph Clerks	2	...	2	2	...	2
Trainers	1	...	1	1	...	1
Tailors	2	...	2	2	...	2
Traders	2	...	2	2
Veterinary Surgeons	1	...	1	1	...	1
Wagon Makers	2	...	2	1	...	1	3
Washerwomen	2	2	...	2	2

No. 4—Alexandra County.

Totals	542	411	953	3,986	2,368	6,354	107	105	212	4,635	2,884	7,519
Agents, various	4	...	4	4	...	4
Artists	1	...	1	1	...	1
Accountants	5	1	6	2	...	2	7	1	8
Assayers and Amalgamators	1	...	1	1	...	1
Basket Makers	1	...	1	1	...	1
Bricklayers and Assistants	4	...	4	4	...	4
Blacksmiths and Assistants	3	...	3	1	...	1	1	...	1	5	...	5
Barmen	3	...	3	4	...	4	7	...	7
Butchers and Assistants	3	...	3	3	...	3
Bakers and Confectioners	3	...	3	2	...	2	1	...	1	6	...	6
Boot and Shoe Makers	1	...	1	1	...	1
Barbers	1	...	1	3	...	3	4	...	4
Boarding House Keepers	...	1	1	1	1
Builders and Assistants	3	...	3	3	...	3
Bank Clerks	2	...	2	2	...	2
Clerks, various	21	...	21	3	...	3	24	...	24
Carpenters and Apprentices	13	...	13	4	...	4	17	...	17
Contractors	1	...	1	1	...	1
Chemists and Druggists	4	...	4	4	...	4
Civil Servants	5	...	5	5	...	5
Commercial Travellers	1	...	1	1	...	1

No. 4—Alexandra County (continued).

Occupations.	Europeans or Whites.			Indians and Asiatics.			Mixed and Others.			Totals.		
	M.	F.	Total.	M.	F.	Total.	M.	F.	Total.	M.	F.	Total.
Cooks	2	2	13	...	13	13	2	15
Caretakers	1	1	1	1	1
Coopers	1	...	1	1	...	1
Cultivators	356	10	366	356	10	366
Clerks, N.G.R....	3	...	3	3	...	3
Cleaners (not stated) ...	2	...	2	2	...	2
Dependents	68	59	127	1,004	845	1,849	40	30	70	1,112	934	2,046
Drapers and Assistants	1	...	1	1	...	1
Dairy Assistants	1	...	1	1	...	1
Dressmakers	1	1	1	1	...	2	2
Domestic Duties	170	170	...	919	919	...	48	48	...	1,137	1,137
Engine Drivers	4	...	4	4	...	4
Engineers	1	...	1	1	...	1
Excise Officers... ..	1	...	1	1	...	1
Farriers	1	...	1	1	...	1
Farmers and Assistants	77	19	96	456	12	468	18	1	19	551	32	583
Fishermen	16	...	16	4	...	4	20	...	20
Fitters	7	...	7	7	...	7
Firemen	2	...	2	2	...	2
Farm Labourers	231	127	358	231	127	358
Gardeners	1	1	275	2	277	275	3	278
Guards, N.G.R....	2	...	2	2	...	2
Goldsmiths	8	...	8	8	...	8
Governesses	6	6	6	6
Hotel Keepers	12	2	14	12	2	14
Hawkers	8	1	9	8	1	9
House Keepers...	2	2	2	2
Independents	5	1	6	1	...	1	6	1	7
Interpreters	1	...	1	1	...	1
Journalists	1	...	1	1	...	1
Jewellers	16	...	16	16	...	16
Labourers	1	...	1	1,410	438	1,848	11	...	11	1,422	438	1,860
Lighthouse Keepers	1	...	1	1	...	1
Labourers, N.G.R....	1	2	3	1	2	3
Lady's Helps	2	2	2	2
Lay Sisters	7	7	7	7
Locust Officers... ..	1	...	1	1	...	1
Ministers	5	...	5	2	...	2	7	...	7
Masons	2	...	2	2	...	2
Managers, Commercial	4	2	6	4	2	6
Managers, Financial ...	1	...	1	1	...	1
Medical Practitioners ...	4	...	4	4	...	4
Matrons	1	1	1	1
Mechanical Engineers...	3	...	3	3	...	3
Missionaries	7	10	17	7	10	17
Marine Engineers	2	...	2	2	...	2
Magistrates	1	...	1	1	...	1
Natal Police	22	...	22	5	...	5	27	...	27
Nurses	4	4	...	3	3	...	2	2	...	9	9
Not stated	10	...	10	3	5	8	13	5	18
Overseers	12	...	12	12	...	12
Platelayers	5	...	5	5	...	5	10	...	10
Painters	8	...	8	2	...	2	10	...	10
Plumbers	2	...	2	2	...	2
Post Office Clerks	3	...	3	3	...	3

No. 4—Alexandra County (continued).

Occupations.	Europeans or Whites.			Indians and Asiatics.			Mixed and Others.			Total.		
	M.	F.	Total.	M.	F.	Total.	M.	F.	Total.	M.	F.	Total.
Planters and Assistants	24	...	24	24	...	24
Postmasters	2	...	2	2	...	2
Pointsmen, N.G.R....	3	...	3	3	...	3
Scholars	80	94	174	16	2	18	14	16	30	110	112	222
Surveyors	1	...	1	1	...	1
Solicitors	4	...	4	4	...	4
School Teachers	3	16	19	1	1	2	4	17	21
Station Masters, N.G.R....	5	...	5	5	...	5
Storekeepers, General...	25	...	25	27	...	27	2	...	2	54	...	54
Store Assistants	6	4	10	16	...	16	22	4	26
Sugar Boilers	3	...	3	1	...	1	4	...	4
Secretaries	1	...	1	1	...	1
Servants	4	5	9	82	6	88	10	2	12	96	13	109
Sirdars	14	...	14	14	...	14
Salesmen, not stated	2	...	2	2	...	2
Silversmiths	2	...	2	2	...	2
Superintendent, P.W.D.	1	...	1	1	...	1
Transport Riders	2	...	2	1	...	1	3	...	3
Tailors	1	...	1	1	...	1
Tobacconists	2	...	2	2	...	2
Tinsmiths	2	...	2	2	...	2
Traders...	1	...	1	1	...	1
Wagon Makers	4	...	4	1	...	1	5	...	5
Washerman	2	...	2	2	...	2

No. 5—Upper Umkomanzi Division.

Totals	517	433	950	469	176	645	28	27	55	1,014	636	1,650
Agents (various)	4	...	4	4	...	4
Auctioneers and Clerks	1	...	1	1	...	1
Artists	1	1	1	1
Accountants	4	...	4	1	...	1	5	...	5
Bricklayers and Assistants	5	...	5	7	...	7	3	...	3	15	...	15
Blacksmiths and Assistants	4	...	4	4	...	4
Barmen... ..	2	...	2	2	...	2
Butchers and Assistants	4	...	4	1	...	1	5	...	5
Bakers and Confectioners	1	...	1	1	...	1
Brick and Tile Makers...	1	...	1	1	...	1
Barbers...	1	...	1	1	...	1
Broker (General)	1	...	1	1	...	1
Builders and Assistants	4	...	4	4	...	4
Bank Clerks	2	...	2	2	...	2
Bacon Curer	1	...	1	1	...	1
Clerks (various)	6	...	6	6	...	6
Carpenters and Apprentices	9	...	9	4	...	4	2	...	2	15	...	15
Contractors	7	...	7	7	...	7
Chemists and Druggists	1	...	1	1	...	1
Civil Servants	11	...	11	1	...	1	12	...	12
Cooks	6	...	6	6	...	6

No. 5—Upper Umkomanzi Division (continued).

Occupations.	Europeans or Whites.			Indians and Asiatics.			Mixed and Others.			Total.		
	M.	F.	Total.	M.	F.	Total.	M.	F.	Total.	M.	F.	Total.
Clerks, N.G.R....	4	...	4	4	...	4
Cleaners (not stated) ...	1	...	1	1	...	1
Domestic Duties	244	244	...	66	66	...	22	22	...	332	332
Dependents ...	60	54	114	34	45	79	5	1	6	99	100	199
Dairy Assistants ...	1	2	3	1	2	3
Dressmakers	4	4	1	1	...	5	5
Engine Drivers ...	3	...	3	3	...	3
Engineers ...	3	...	3	3	...	3
Engravers ...	1	...	1	1	...	1
Farriers ...	1	...	1	1	...	1
Farmers and Assistants	163	8	171	1	...	1	164	8	172
Firemen and Stokers ...	3	...	3	3	...	3
Gardeners	7	...	7	7	...	7
Guards, N.G.R. ...	1	...	1	1	...	1
Governesses	9	9	9	9
Hotel Keepers ...	3	...	3	3	...	3	6	...	6
Hawkers	2	...	2	2	...	2
Housekeepers	3	3	3	3
Independents ...	6	2	8	6	2	8
Inspectors (C.S.) ...	1	...	1	1	...	1
Lady's Helps	1	1	1	1
Labourers ...	3	...	3	298	65	363	5	...	5	306	65	371
Labourers, N.G.R.	1	...	1	1	...	1
Locust Officers ...	1	...	1	1	...	1
Ministers ...	7	...	7	1	...	1	8	...	8
Masons ...	2	...	2	2	...	2	4	...	4
Managers (Commercial)	1	...	1	1	...	1
Managers (Financial) ...	1	...	1	1	...	1
Millers ...	2	1	3	2	1	3
Medical Practitioners ...	3	...	3	3	...	3
Mineral Water Manuff'g	1	...	1	1	...	1
Musicians	2	2	2	2
Magistrates ...	1	...	1	1	...	1
Natal Police ...	13	...	13	1	...	1	14	...	14
Nurses	1	1	1	1
Not Stated ...	3	8	11	2	...	2	5	...	5	10	8	18
Overseers ...	6	...	6	6	...	6
Outfitters ...	1	...	1	1	...	1
Officers and Soldiers, H.M.S. ...	1	...	1	1	...	1
Platelayers ...	3	...	3	3	...	3
Painters ...	6	...	6	1	...	1	7	...	7
Planters ...	1	...	1	1	...	1
Postmasters ...	1	...	1	1	...	1
Scholars ...	110	84	194	8	...	8	3	2	5	121	86	207
Solicitors ...	2	...	2	2	...	2
School Teachers ...	5	8	13	5	8	13
Saddlers ...	1	...	1	1	...	1
Station Masters, N.G.R.	2	...	2	2	...	2
Storekeepers, General ...	7	...	7	22	...	22	29	...	29
Store Assistants ...	4	1	5	25	...	25	29	1	30
Sailmakers ...	1	...	1	1	...	1
Servants ...	1	...	1	21	...	21	...	1	1	22	1	23
Sirdars	1	...	1	1	...	1
Salesmen (not stated)	22	...	22	22	...	22
Transport Riders ...	2	...	2	2	...	2
Tinsmiths	1	...	1	1	...	1
Wagonmakers ...	6	...	6	6	...	6

No. 6—Newcastle Division.

Occupations.	Europeans or Whites.			Indians and Asiatics.			Mixed and Others.			Total.		
	M.	F.	Total.	M.	F.	Total.	M.	F.	Total.	M.	F.	Total.
Totals	1,375	956	2,331	1,051	444	1,495	81	105	186	2,507	1,505	4,012
Agents (various) ...	5	...	5	5	...	5
Accountants ...	4	...	4	4	...	4
Apprentices (not stated)	2	...	2	2	...	2
Bricklayers and Assistants	9	...	9	2	...	2	11	...	11
Blacksmiths and Assistants	14	...	14	14	...	14
Barmen ...	1	...	1	1	...	1
Butchers and Assistants	5	...	5	5	...	5
Bakers and Confectioners	3	...	3	3	...	3
Brick and Tile Makers	3	...	3	1	...	1	2	...	2	6	...	6
Boot and Shoe Makers	1	...	1	1	...	1
Barbers	1	...	1	1	...	1
Boarding House Keepers	1	...	1	1	...	1
Boiler Makers ...	1	...	1	1	...	1
Builders and Assistants	7	...	7	7	...	7
Bank Clerks ...	1	...	1	1	...	1
Cleaners (not stated)	1	...	1	1	...	1
Clerks (various) ...	26	...	26	4	...	4	30	...	30
Carpenters and Apprentices	25	...	25	2	...	2	1	...	1	28	...	28
Contractors ...	4	...	4	1	...	1	1	...	1	6	...	6
Chemists and Druggists	1	...	1	1	...	1
Civil Servants ...	6	...	6	6	...	6
Cooks	1	1	9	...	9	2	...	2	11	1	12
Coppersmith ...	1	...	1	1	...	1
Carriers and Carters ...	1	...	1	1	...	1
Cultivators	36	6	42	36	6	42
Clerks, N.G.R. ...	28	...	28	3	...	3	31	...	31
Cleaners, N.G.R. ...	9	...	9	9	...	9
Dependants ...	190	162	352	156	152	308	18	30	48	364	344	708
Dairy Assistants ...	1	4	5	1	4	5
Dress Makers	5	5	1	1	...	6	6
Draughtsmen ...	1	...	1	1	...	1
Domestic Duties	535	535	...	200	200	...	37	37	...	772	772
Engine Drivers ...	31	...	31	31	...	31
Electrical Engineers ...	1	...	1	1	...	1
Electricians ...	1	...	1	1	...	1
Excise Officers ...	3	...	3	3	...	3
Farriers ...	1	...	1	1	...	1
Farmers and Assistants	447	8	455	8	...	8	7	...	7	462	8	470
Fitters and Assistants	14	...	14	14	...	14
Firemen ...	21	...	21	21	...	21
Farm Labourers ...	3	...	3	94	15	109	12	...	12	109	15	124
Foremen, N.G.R. ...	3	...	3	3	...	3
Grocers and Assistants	1	...	1	1	...	1	2	...	2
Gardeners ...	3	...	3	31	2	33	2	...	2	36	2	38
Gadlers ...	1	...	1	1	...	1
Guards, N.G.R. ...	23	...	23	23	...	23
Governesses	12	12	12	12
Hotel Keepers ...	9	1	10	9	1	10

No. 6—Newcastle Division (continued).

Occupations.	Europeans or Whites			Indians and Asiatics.			Mixed and Others.			Total.		
	M.	F.	Total.	M.	F.	Total.	M.	F.	Total.	M.	F.	Total.
Hospital Attendants ...	1	...	1	1	...	1
Hawkers	24	2	26	24	2	26
Hous keepers	3	3	3	3
Independents ...	3	3	6	3	3	6
Inspectors, (C.S.) ...	1	...	1	1	...	1
Jockeys...	1	...	1	1	...	1
Labourers ...	4	...	4	295	36	331	299	36	335
Labourers, N.G.R.	5	...	5	5	...	5
Laundrymen ...	1	1	2	6	1	7	...	7	7	7	9	16
Ministers ...	1	...	1	1	...	1	2	...	2
Miners ...	40	...	40	62	...	62	102	...	102
Masons ...	16	...	16	3	...	3	19	...	19
Managers (Commercial)	1	...	1	1	...	1
Mine Managers ...	4	...	4	4	...	4
Medical Practitioners...	3	...	3	3	...	3
Mineral Water Manufactur-	1	...	1	1	...	1
ers
Musicians	1	1	1	1
Mechanical Engineers...	9	...	9	9	...	9
Mining Engineers ...	4	...	4	4	...	4
Missionaries ...	3	4	7	3	4	7
Natal Police ...	50	...	50	1	...	1	51	...	51
Nurses	5	5	5	5
Not stated ...	13	...	13	7	10	17	5	4	9	25	14	39
Overseers ...	3	...	3	2	...	2	5	...	5
Post Office Clerks ...	1	...	1	1	...	1
Painters ...	9	...	9	9	...	9
Plumbers ...	5	...	5	5	...	5
Porters	9	...	9	9	...	9
Postmasters ...	1	...	1	1	...	1
Platelayers ...	17	...	17	17	...	17
Postcart Drivers	1	...	1	1	...	1
Pumpmen, N.G.R.	1	...	1	1	...	1
Pointsmen, N.G.R.	14	...	14	14	...	14
Quarrymen	1	...	1	1	...	1
Speculators ...	1	...	1	1	...	1
Scholars ...	196	194	390	55	14	69	6	13	19	257	221	478
Surveyors ...	3	...	3	3	...	3
School Teachers ...	12	9	21	1	...	1	13	9	22
Stationmasters, N.G.R. ...	11	...	11	11	...	11
Storekeepers (General)	12	...	12	76	3	79	88	3	91
Store Assistants ...	12	6	18	58	...	58	1	...	1	71	6	77
Shunters, N.G.R. ...	3	...	3	3	...	3
Servants ...	9	2	11	74	3	77	14	10	24	97	15	112
Secretaries ...	1	...	1	1	...	1
Sirdars	6	...	6	6	...	6
Salesmen (not stated)	6	...	6	6	...	6
Transport-riders ...	2	...	2	1	...	1	3	...	3
Tailors ...	1	...	1	1	...	1
Tobacconists ...	1	...	1	1	...	1
Trainers ...	2	...	2	2	...	2
Telegraph Clerks ...	5	...	5	5	...	5
Wagonmakers	1	...	1	1	...	1
Watchmakers ...	1	...	1	1	...	1
Washerwomen	3	...	3	...	3	3

No. 7—Impendhle Division.

Occupations.	Europeans or Whites.			Indians and Asiatics.			Mixed and Others.			Total.		
	M.	F.	Total.	M.	F.	Total.	M.	F.	Total.	M.	F.	Total.
Totals	321	193	514	167	68	235	21	27	48	510	287	797
Artists	1	1	1	1
Accountants ...	3	...	3	3	...	3
Bricklayers and Assist-	4	...	4	4	...	4
ants
Blacksmiths and Assist-	3	...	3	3	...	3
ants
Barmen... ..	1	...	1	1	...	1
Brick and Tile Makers...	4	...	4	4	...	4
Builders and Assistants	1	...	1	1	...	1
Bank Clerks ...	1	...	1	1	...	1
Carpenters and Appren-	11	...	11	11	...	11
tices
Contractors ...	14	...	14	14	...	14
Civil Servants ...	8	...	8	8	...	8
Cooks	1	...	1	1	...	1
Dependents ...	34	32	66	12	23	35	5	11	16	52	65	117
Dairy Assistants	1	1	1	1
Domestic Duties	92	92	...	17	17	...	13	13	...	122	122
Engineers ...	3	...	3	3	...	3
Farmers and Assistants	105	7	112	1	...	1	3	...	3	109	7	116
Farm Labourers ...	3	...	3	3	...	3
Gardeners	3	...	3	3	...	3
Gaolers ...	1	...	1	1	...	1
Gangers, N.G.R. ...	12	...	12	12	...	12
Governesses	15	15	15	15
Hotel Keepers ...	3	...	3	3	...	3
Housekeepers	4	4	4	4
Labourers	132	22	154	1	...	1	133	22	155
Ministers ...	2	...	2	2	...	2
Miners ...	5	...	5	5	...	5
Masons ...	20	...	20	4	...	4	24	...	24
Medical Practitioners	1	...	1	1	...	1
Mechanics ...	1	...	1	1	...	1
Missionaries ...	9	...	9	9	...	9
Magistrates ...	1	...	1	1	...	1
Natal Police ...	12	...	12	12	...	12
Nurses	1	1	1	1
Not stated ...	1	...	1	1	...	1
Overseers ...	18	...	18	18	...	18
Platelayers ...	1	...	1	1	...	1
Painters	1	...	1	1	...	1
Prospectors ...	2	...	2	2	...	2
Scholars ...	27	39	66	1	1	27	40	67
School Teachers ...	1	1	2	1	1	2
Sawyers ...	7	...	7	7	...	7
Storekeepers (General)	3	...	3	3	...	3	6	...	6
Store Assistants	7	...	7	7	...	7
Servants ...	1	...	1	7	6	13	4	2	6	12	8	20
Transport Riders ...	2	...	2	2	...	2

No. 8.—Dundee Division.

Occupations.	Europeans or Whites.			Indians and Asiatics.			Mixed and Others.			Total.		
	M.	F.	Total.	M.	F.	Total.	M.	F.	Total.	M.	F.	Total.
Totals	1,129	831	1,960	1,682	310	1,992	38	31	69	2,849	1,172	4,021
Agents (various) ...	4	...	4	4	...	4
Auctioneers and Clerks ...	1	...	1	1	...	1
Artists ...	1	...	1	1	...	1
Accountants ...	2	...	2	1	...	1	3	...	3
Bricklayers and Assistants ...	7	...	7	7	...	7
Blacksmiths and Assistants ...	9	...	9	1	...	1	10	...	10
Barmen ...	2	...	2	2	...	2
Butchers and Assistants ...	4	...	4	4	...	4
Bakers and Confectioners ...	2	...	2	2	...	2
Brick and Tile Makers ...	1	...	1	1	...	1
Boot and Shoe Makers ...	1	...	1	1	...	1
Builders and Assistants ...	5	...	5	5	...	5
Cleaners (not stated)	1	...	1	1	...	1
Clerks (various) ...	37	...	37	37	...	37
Carpenters and Apprentices ...	24	...	24	2	...	2	26	...	26
Contractors ...	2	...	2	1	...	1	3	...	3
Cooks	10	...	10	10	...	10
Cleaners, N.G.R. ...	3	...	3	3	...	3
Carriers and Carters	3	...	3	3	...	3
Clerks, N.G.R. ...	6	...	6	6	...	6
Cattle Dealers	2	...	2	2	...	2
Dependents ...	134	140	274	201	127	328	2	9	11	337	276	613
Dressmakers	9	9	2	2	...	11	11
Detectives ...	1	...	1	1	...	1
Domestic Duties	456	456	...	177	177	...	9	9	...	642	642
Engine Drivers ...	17	...	17	1	...	1	18	...	18
Engineers ...	16	...	16	16	...	16
Electricians ...	2	...	2	2	...	2
Farriers ...	3	...	3	3	...	3
Farmers and Assistants ...	390	23	413	4	...	4	1	1	2	395	24	419
Fitters and Assistants ...	2	...	2	2	...	2
Firemen ...	6	...	6	6	...	6
Grocers and Assistants ...	1	...	1	1	...	1
Gardeners ...	1	...	1	35	...	35	2	...	2	38	...	38
Guards, N.G.R. ...	6	...	6	6	...	6
Ganger, N.G.R. ...	1	...	1	1	...	1
Governesses	9	9	9	...	9
Hotel Keepers ...	6	1	7	6	1	7
Hospital Attendants	4	1	5	4	1	5
Hawkers ...	1	...	1	2	...	2	3	...	3
Housekeepers	7	7	7	...	7
Interpreters ...	1	...	1	1	...	1
Independents ...	4	...	4	4	...	4
Inspectors (C.S.) ...	2	...	2	2	...	2
Journalists ...	1	...	1	1	...	1
Jewellers	1	...	1	1	...	1
Labourers ...	8	...	8	1,285	4	1,289	4	...	4	1,297	4	1,301
Labourers, N.G.R. ...	1	...	1	1	...	1	17	...	17	19	...	19
Laundrymen	1	...	1	1	...	1

No. 8—Dundee Division (continued).

Occupations.	Europeans or Whites.			Indians and Asiatics.			Mixed and Others.			Total.		
	M.	F.	Total.	M.	F.	Total.	M.	F.	Total.	M.	F.	Total.
Ministers ...	7	...	7	1	...	1	8	...	8
Miners ...	69	...	69	28	...	28	1	...	1	98	...	98
Masons ...	21	...	21	1	...	1	22	...	22
Mine Managers ...	1	...	1	1	...	1
Medical Practitioners ...	2	...	2	2	...	2
Millers ...	1	...	1	1	...	1	2	...	2
Mining Engineers ...	5	...	5	5	...	5
Missionaries ...	1	17	18	1	17	18
Natal Police ...	12	...	12	2	...	2	14	...	14
Nurses	2	2	2	2
Not stated ...	29	5	34	13	...	13	...	2	2	42	7	49
Overseers ...	5	...	5	5	...	5
Platelayers ...	13	...	13	1	...	1	14	...	14
Post Office Clerks ...	1	...	1	1	...	1
Painters ...	2	...	2	2	...	2
Plumbers ...	4	...	4	4	...	4
Prospectors ...	1	...	1	1	...	1
Porters	18	...	18	18	...	18
Pumpmen, N.G.R.	2	...	2	2	...	2
Pointsmen, N.G.R.	4	...	4	4	...	4
Speculators ...	1	...	1	1	...	1
Scholars ...	191	151	342	1	...	1	2	1	3	194	152	346
Surveyors ...	2	...	2	2	...	2
School Teachers ...	3	6	9	1	...	1	4	6	10
Station Masters, N.G.R. ...	7	...	7	7	...	7
Storekeepers, General ...	14	...	14	19	...	19	33	...	33
Store Assistants ...	8	1	9	1	...	1	9	1	10
Secretaries ...	2	...	2	2	...	2
Servants	4	4	8	1	9	...	4	4	8	9	17
Sirdars	4	...	4	4	...	4
Salesmen (not stated) ...	3	...	3	29	...	29	32	...	32
Tradesmen (not stated) ...	4	...	4	1	...	1	5	...	5
Telegraph Clerks ...	3	...	3	3	...	3
Wagon Makers ...	2	...	2	2	...	2
Washerwomen	3	...	3	...	3	3

No. 9—Inanda Division.

Totals	828	730	1,558	12,636	8,838	21,474	118	103	221	13,582	9,671	23,253
Agents (various) ...	3	...	3	3	...	3
Architects ...	1	...	1	1	...	1
Artists	1	1	1	1
Accountants and Bookkeepers ...	13	2	15	13	2	15
Bricklayers and Assistants ...	12	...	12	8	...	8	20	...	20
Blacksmiths and Assistants ...	15	...	15	6	...	6	7	...	7	28	...	28
Barmen ...	3	...	3	10	...	10	13	...	13
Butchers and Assistants	2	...	2	2	...	2

No. 9—Inanda Division (continued).

Occupations.	Europeans or Whites.			Indians and Asiatics.			Mixed and Others.			Total.		
	M.	F.	Total.	M.	F.	Total.	M.	F.	Total.	M.	F.	Total.
Bakers and Confectioners	2	...	2	6	...	6	8	...	8
Brick and Tile Makers	8	...	8	9	...	9	17	...	17
Barbers	10	...	10	10	...	10
Brokers (Stock & Share)	1	...	1	1	...	1
Boarding House Keepers	1	1	1	1	1
Boiler Makers	6	...	6	6	...	6
Brewers and Assistants	2	...	2	1	...	1	1	...	1	4	...	4
Boat Builders	2	...	2	2	...	2
Builders and Assistants	1	...	1	2	...	2	3	...	3
Clerks (various)	41	1	42	4	...	4	45	1	46
Carpenters and Apprentices	46	...	46	16	...	16	4	...	4	66	...	66
Contractors	7	...	7	7	...	7
Chemists and Druggists	1	...	1	1	...	1
Civil Servants	9	...	9	1	...	1	10	...	10
Charcoal Burners	3	...	3	3	...	3
Commercial Travellers	1	...	1	1	...	1
Cabinet Makers	2	...	2	2	...	2
Coachmen and Grooms	1	...	1	14	...	14	1	...	1	16	...	16
Coppersmiths	2	...	2	3	...	3	5	...	5
Carriers and Carters	23	...	23	23	...	23
Coal Merchants	1	...	1	1	...	1
Cultivators	1,086	15	1,101	1,086	15	1,101
Cigar and Cigarette Makers	15	...	15	1	...	1	16	...	16
Clerks, N.G.R.	12	...	12	12	...	12
Convent Sisters (R. Catholic)	...	31	31	31	...	31
Dhobies	46	...	46	46	...	46
Dependants	113	112	225	2,740	3,117	5,857	29	24	53	2,882	3,253	6,135
Domestic Servants	...	7	7	120	17	137	1	1	1	120	25	145
Dairy Assistants	4	1	5	1	4	5	5	5	10
Dress Makers	...	5	5	...	2	2	...	1	1	8	...	8
Drill Instructors	1	...	1	1	...	1
Draughtsmen	2	...	2	1	...	1	3	...	3
Domestic Duties	...	375	375	3,288	3,288	...	51	51	...	3,714	3,714	...
Eatinghouse Keepers	1	...	1	1	...	1
Engine Drivers	7	...	7	3	...	3	10	...	10
Electrical Engineers	3	...	3	3	...	3
Engineers	12	...	12	1	...	1	13	...	13
Excise Officers	2	...	2	2	...	2
Farmers	1	...	1
Farmers and Assistants	57	4	61	1,148	9	1,157	4	4	...	1,209	13	1,222
Fishermen	2	...	2	8	...	8	1	...	1	11	...	11
Fitters and Assistants	14	...	14	14	...	14	28	...	28
Florists	2	...	2	2	...	2
Fruiterers	2	...	2	12	5	17	1	...	1	15	5	20
Firemen	1	...	1	1	...	1	2	...	2
Farm Labourers	5,588	2,340	7,928	5,588	2,340	7,928
Gardeners	...	3	3	833	7	840	833	10	843
Guards, N.G.R.	3	...	3	3	...	3
Gangers, N.G.R.	6	...	6	6	...	6

No. 9—Inanda Division (continued).

Occupations.	Europeans or Whites.			Indians and Asiatics.			Mixed and Others.			Totals.		
	M.	F.	Total.	M.	F.	Total.	M.	F.	Total.	M.	F.	Total.
Governesses	...	5	5	5	5
Gunsmiths	1	...	1	1	...	1
Hotel Keepers	9	1	10	9	1	10
Hospital Attendants	1	...	1	1	...	1	2	...	2
Hawkers	33	3	36	33	3	36
Independents	5	8	13	2	1	3	1	...	1	8	9	17
Ironmongers and Assistants	4	...	4	4	...	4
Inspectors (C.S.)	1	...	1	1	...	1
Insurance	1	...	1	1	...	1
Jewellers	49	...	49	49	...	49
Labourers, N.G.R.	1	...	1	14	...	14	15	...	15
Labour Agents	2	...	2	2	...	2
Laundress	1	...	1	1	1
Linesmen, Telegraph	2	...	2	2	...	2
Lightermen	2	...	2	2	...	2
Ministers	2	...	2	8	...	8	10	...	10
Masons	12	...	12	1	...	1	13	...	13
Managers (Commercial)	16	...	16	1	...	1	17	...	17
Millers	1	...	1	1	...	1	2	...	2
Medical Practitioners	3	...	3	3	...	3
Mineral Water Manufacturer	3	...	3	3	...	3
Musicians	2	1	3	2	1	3
Mechanics	13	...	13	13	...	13
Motor Men	1	...	1	1	...	1
Master Mariners	1	...	1	1	...	1
Mechanical Engineers	10	...	10	12	...	12	22	...	22
Mining Engineers	4	...	4	4	...	4
Marine Engineers	3	...	3	3	...	3
Moulders	3	...	3	3	...	3
Messengers	2	...	2	2	...	2
Missionaries	2	...	2	2	...	2
Natal Police	15	...	15	11	...	11	26	...	26
Nurses	...	11	11	11	...	11
Overseers	14	...	14	1	...	1	15	...	15
Plasterers	2	...	2	2	...	2
Platelayers	5	...	5	5	...	5
Painters	12	...	12	1	...	1	2	...	2	15	...	15
Printers	4	...	4	2	...	2	6	...	6
Photographers	2	1	3	2	1	3
Plumbers	4	...	4	2	...	2	6	...	6
Produce Dealers	1	...	1	1	...	1
Poultry Farmers	4	...	4	11	...	11	15	...	15
Pensioners, (C.S.)	2	...	2	2	...	2
Paupers	1	...	1	1	...	1
Porters	13	...	13	13	...	13
Pilots	1	...	1	1	...	1
Planters	18	1	19	75	2	77	2	...	2	95	3	98
Pointsmen, N.G.R.	6	...	6	6	...	6
Rivettters	1	...	1	1	...	1
Ricksha Owners	1	...	1	1	...	1
Speculators	3	...	3	3	...	3
Scholars	126	136	262	332	27	359	16	22	38	474	185	659
Surveyors	4	...	4	4	...	4
Solicitors	4	...	4	4	...	4

No. 9—Inanda Division (continued).

Occupations.	Europeans or Whites.			Indians and Asiatics.			Mixed and Others.			Total.		
	M.	F.	Total.	M.	F.	Total.	M.	F.	Total.	M.	F.	Total.
Solicitors' Clerks ...	5	1	6	5	1	6
School Teachers ...	1	16	17	9	...	9	10	16	26
Saddlers ...	1	...	1	2	...	2	3	...	3
Stockmen ...	2	...	2	2	...	2
Shipwrights ...	4	...	4	4	...	4
Stevedores ...	1	...	1	1	...	1
Station Masters, N.G.R.	8	...	8	8	...	8
Storekeepers, General...	9	2	11	107	2	109	116	4	120
Store Assistants ...	24	1	25	131	...	131	155	1	156
Sugar Boilers ...	5	...	5	5	...	5	10	...	10
Sailmakers ...	1	...	1	2	...	2	3	...	3
Sirdars	76	...	76	76	...	76
Typists and Shorthand-writers	...	5	5	5	5
Transport Riders ...	2	...	2	2	...	2
Trainers ...	1	...	1	1	...	1
Tailors	2	...	2	2	...	2
Tobaccoists	8	...	8	8	...	8
Tinsmiths	5	...	5	5	...	5
Upholsterers, N.G.R. ...	3	...	3	3	...	3
Upholsterers ...	2	...	2	2	...	2
Watchmakers ...	2	...	2	2	...	2
Wagon Builders, N.G.R.	8	...	8	8	...	8
Wagon Examiners, N.G.R.	1	...	1	1	...	1	2	...	2
Waiters	10	...	10	10	...	10
Wagonmakers ...	4	...	4	2	...	2	1	...	1	7	...	7

No. 10—Lower Tugela Division.

Totals	523	434	957	6,274	4,754	11,028	89	72	161	6,886	5,260	12,146
Agents ...	1	...	1	1	...	1
Accountants and Book-keepers	4	...	4	4	...	4	8	...	8
Bricklayers ...	8	...	8	2	...	2	10	...	10
Blacksmiths and Assistants	3	...	3	1	...	1	4	...	4
Barmen... ..	4	...	4	4	...	4
Butchers and Assistants	4	...	4	4	...	4
Bakers and Confectioners	1	...	1	1	1	2	2	1	3
Boot and Shoe Makers	2	...	2	1	...	1	3	...	3
Boarding House Keepers	...	2	2	2	2
Builders' and Assistants	4	...	4	4	...	4
Bank Clerks ...	1	...	1	1	...	1
Barbers...	2	...	2	1	...	1
Cleaners (not stated) ...	3	...	3	2	...	2
Clerks (various) ...	10	...	10	6	...	6	3	...	3
Carpenters and Apprentices	13	...	13	1	...	1	2	...	2	16	...	16

No. 10—Lower Tugela Division (continued).

Occupations.	Europeans or Whites.			Indians and Asiatics.			Mixed and Others.			Total.		
	M.	F.	Total.	M.	F.	Total.	M.	F.	Total.	M.	F.	Total.
Contractors ...	1	...	1	1	...	1
Chemists and Druggists	1	...	1	1	...	1
Civil Servants ...	8	1	9	1	...	1	9	1	10
Cooks	1	1	14	1	15	14	2	16
Coachmen and Grooms	1	...	1	1	...	1
Coachbuilders ...	1	...	1	1	...	1
Cultivators ...	3	...	3	1,249	21	1,270	3	...	3	1,255	21	1,276
Cigar and Cigarette Makers	2	...	2	7	...	7	9	...	9
Clerks, N.G.R....	8	...	8	8	...	8
Dependants ...	52	67	119	1,696	1,585	3,281	33	19	52	1,781	1,671	3,452
Drillers... ..	1	...	1	1	...	1
Dhobies	2	1	3	2	1	3
Drapers and Assistants	1	...	1	1	...	1
Dairy Assistants	3	3	1	1	1	...	4	4
Dressmakers	2	2	2	2
Draughtsmen ...	1	...	1	1	...	1
Dentists... ..	2	...	2	2	...	2
Domestic Duties	204	204	1,858	1,858	...	32	32	...	2,094	...	2,094
Eatinghouse Keepers	1	...	1	1	...	1
Engine Drivers ...	4	...	4	4	...	4
Engineers (General) ...	2	...	2	2	...	2
Electrical Engineers	1	...	1	1	...	1
Ferry men ...	1	...	1	1	...	1
Farriers ...	1	...	1	1	...	1
Farmers Assistants ...	79	6	85	228	8	236	14	2	16	321	16	337
Firemen and Stokers	2	...	2	2	...	2
Farm Labourers	88	7	95	88	7	95
Gardeners	35	4	39	35	4	39
Goldsmiths	3	...	3	3	...	3
Gaolers... ..	1	...	1	1	...	1
Guards, N.G.R. ...	2	...	2	2	...	2
Governesses	10	10	10	10
Hotel Keepers ...	5	1	6	2	...	2	7	1	8
Hospital Attendants	3	1	4	3	1	4
Hawkers	11	...	11	11	...	11
Housekeepers	4	4	1	1	1	...	5	5
Independents ...	6	4	10	7	4	11
Inspectors (C.S.) ...	1	...	1	1	...	1
Journalists ...	1	...	1	1	...	1
Jewellers ...	1	...	1	6	...	6	7	...	7
Locust Officer ...	1	...	1	1	...	1
Labourers	2,466	1,188	3,654	7	...	7	2,473	1,188	3,661
Labourers, N.G.R.	46	4	50	46	4	50
Magistrates ...	1	...	1	1	...	1
Ministers ...	3	...	3	1	...	1	4	...	4
Managers (Commercial)	13	...	13	13	...	13
Managers (Financial)	1	...	1	1	...	1
Medical Practitioners...	3	...	3	1	...	1	4	...	4
Mineral Water Manuf'trs	1	...	1	1	...	1
Musicians	3	3	3	3
Matrons	1	1	1	1
Millers ...	2	...	2	2	...	2
Mechanical Engineers...	5	...	5	5	...	5
Missionaries ...	10	6	16	10	6	16

No. 10—Lower Tugela Division (continued).

Occupations.	Europeans or Whites.			Indians and Asiatics.			Mixed and Others.			Total.		
	M.	F.	Total.	M.	F.	Total.	M.	F.	Total.	M.	F.	Total.
Natal Police	29		29	4		4				33		33
Nurses		4	4								4	4
Not Stated	7	7	14		11	11	3		3	10	18	28
Overseers, P.W.D. ...	9		9							9		9
Overseers	8		8	1		1				9		9
Platelayers	11		11							11		11
Painters	2		2							2		2
Photographers... ..	1		1							1		1
Plumbers	1		1							1		1
Prospectors	2		2							2		2
Porters				2		2				2		2
Planters and Assistants	19		19	1		1				20		20
Postmistresses		2	2								2	2
Pumpmen, N.G.R. ...				2		2				2		2
Pointsmen, N.G.R. ...				1		1				1		1
Rinderpest Guard ...	2		2							2		2
Showmen	3		3							3		3
Scholars	84	90	174	116	34	150	14	17	31	214	141	355
Solicitors	4		4							4		4
Schoolmasters	4	10	14	3		3				7	10	17
Stevedores	1		1							1		1
Station Masters, N.G.R.	4		4							4		4
Storekeepers, General...	16		16	83		83				99		99
Store Assistants	17	2	19	66	2	68	2		2	85	4	89
Sugar Boilers	3		3				1		1	4		4
Secretaries	1		1							1		1
Servants	1	4	5	79	28	107	5		5	85	32	117
Sirdars				21		21				21		21
Tradesmen (N.S.)				12		12				12		12
Telegraph Clerks	3		3							3		3
Tinsmiths				3		3				3		3
Transport Riders	2		2							2		2
Tailors				2		2				2		2
Wagon Makers	3		3							3		3
Wagon Drivers							3		3	3		3

No. 11—Bergville Division.

Totals	293	235	528	77	34	111	18	10	28	388	279	667
Bricklayers	2		2							2		2
Brickmakers							2		2	2		2
Blacksmiths							1		1	1		1
Clerks, various	4		4							4		4
Cooks				2		2				2		2
Dependents	48	40	88	11	16	27				59	56	115
Domestic Duties		128	128		16	16		8	8		152	152
Dressmakers		1	1								1	1
Farmers and Assistants	155	3	158	1		1	3		3	159	3	162

No. 11—Bergville Division (continued)

Occupations.	Europeans or Whites.			Indians and Asiatics.			Mixed and Others.			Totals.		
	M.	F.	Total.	M.	F.	Total.	M.	F.	Total.	M.	F.	Total.
Farm Labourers		1	1								1	1
Gardeners							5		5			5
Governesses		5	5								5	5
Gaolers	1		1							1		1
Hotel Keepers	1		1							1		1
Independents	1		1							1		1
Inspectors, C.S.	1		1							1		1
Labourers	1		1			45	2	47	10		10	56
Managers, Commercial	2		2							2		2
Masons	1		1							1		1
Ministers	1		1							1		1
Missionaries	3		3							3		3
Magistrates	1		1							1		1
Medical Practitioners	1		1							1		1
Not stated	3	1	4		2	2				5	1	6
Natal Police	14		14							14		14
Plumbers	1		1							1		1
Painters	1		1							1		1
Storekeepers (General)	4		4		6	6				10		10
Store Assistants	2		2		4	4				6		6
Scholars	41	56	97					2	1	3	43	57
School Masters	4		4							4		4
Servants					1	1				1	1	2

No. 12—Estcourt Division.

Occupations.	Europeans or Whites.			Indians and Asiatics.			Mixed and Others.			Total.		
	M.	F.	Total.	M.	F.	Total.	M.	F.	Total.	M.	F.	Total.
Totals	1,497	1,160	2,657	988	333	1,321	72	47	119	2,557	1,540	4,097
Agents	1		1							1		1
Auctioneers' Clerks ...	1		1							1		1
Apprentices (not stated)	4		4							4		4
Accountants and Book-keepers	7		7							7		7
Assayers and Amalgamators	1		1							1		1
Bricklayers	11		11	3		3				14		14
Blacksmiths and Asst'nts	10		10							10		10
Barmen	9		9							9		9
Butchers and Assistants	3		3							3		3
Bakers and Confectioners	6		6	3		3				9		9
Brick and Tile Makers	1		1				4		4	5		5
Boot and Shoe Makers	1		1	1		1	1		1	3		3
Boarding-house Keepers		2	2								2	2
Builders and Assistants	6		6				1		1	7		7

No. 13—Mapumulo Division (continued).

Occupations.	Europeans or Whites.			Indians and Asiatics.			Mixed and Others.			Total.		
	M.	F.	Total.	M.	F.	Total.	M.	F.	Total.	M.	F.	Total.
	Labourers	3	...	3	3	...
Magistrates	1	...	1	1	...	1
Matrons	1	1	1
Medical Practitioners ...	1	...	1	1	...	1
Ministers	2	...	2	2	...	2
Missionaries	2	1	3	2	1	3
Natal Police	8	...	8	8	...	8
Scholars	3	6	9	3	6	9
School Teachers	1	1	1	1
Store Assistants	2	...	2	1	...	1	3	...	3
Storekeepers	6	...	6	6	...	6

No. 14—Umgeni Division.

Totals	617	484	1,101	1,245	719	1,964	25	14	39	1,887	1,217	3,104
Agents (various)	3	...	3	3	...	3
Auctioneers' Clerks	1	...	1	1	...	1
Accountants and Bookkeepers	4	...	4	4	...	4
Bricklayers and Assistants	24	...	24	24	...	24
Bathing Instructors	1	...	1	1	...	1
Blacksmiths and Assistants	4	...	4	4	...	4
Barmen	2	...	2	2	...	2
Butchers and Assistants	1	...	1	1	...	1
Bakers and Confectioners	1	...	1	1	...	1
Brick and Tile Makers	1	...	1	1	...	1
Boot and Shoe Makers	1	...	1	1	...	1
Barbers	1	...	1	1	...	1
Brokers (Stock & Share)	1	...	1	1	...	1
Boarding House Keepers	1	1	1
Builders and Assistants	9	...	9	9	...	9
Bank Clerks	2	...	2	2	...	2
Compositors	2	...	2	2	...	2
Contractors, N.G.R.	18	...	18	18	...	18
Clerks (various)	23	...	23	1	...	1	24	...	24
Carpenters and Apprentices	18	...	18	2	...	2	20	...	20
Contractors	4	...	4	4	...	4
Chemists and Druggists	2	...	2	2	...	2
Civil Servants	1	...	1	1	...	1
Cooks	1	...	4	...	4	4	1	5
Coachmen and Grooms	1	...	1	1	...	1
Caretakers	2	...	2	2	...	2
Cultivators	1	...	1	17	...	17	18	...	18
Clerks, N.G.R.	9	...	9	9	...	9
Drill Sharpeners	1	...	1	1	...	1
Dependants	69	69	138	172	223	395	6	3	9	247	295	542

No. 14—Umgeni Division (continued).

Occupations.	Europeans or Whites.			Indians and Asiatics.			Mixed and Others.			Total.		
	M.	F.	Total.	M.	F.	Total.	M.	F.	Total.	M.	F.	Total.
	Drapers and Assistants	1	...	1	1	...
Domestic Servants	18	...	18	18	...	18
Dairy Assistants	1	1	2	...	2	2	1	3
Dress Makers	1	1	1	1
Draughtsmen	1	...	1	1	...	1
Domestic Duties	267	267	...	414	414	...	10	10	...	691	691
Engine Drivers	3	...	3	3	...	3
Engineers (General)	10	...	10	10	...	10
Editors	1	...	1	1	...	1
Excise Officer	1	...	1	1	...	1
Farmers and Assistants	139	1	140	163	1	164	1	...	1	303	2	305
Fitters and Assistants	5	...	5	5	...	5
Florists	1	...	1	1	...	1
Fruiterers	1	1	1	1
Farm Labourers	2	...	2	497	66	563	499	66	565
Grocers' Assistants	3	...	3	2	...	2	5	...	5
Gardeners	4	...	4	168	7	175	2	...	2	174	7	181
Gangers, N.G.R.	1	...	1	1	...	1
Governesses	3	3	3	3
Hotel Keepers	5	...	5	5	...	5
Housekeepers	3	3	3	3
Independents	9	1	10	1	...	1	10	1	11
Inspectors, (C.S.)	2	...	2	2	...	2
Jockeys	1	...	1	1	...	1
Linesmen, Telegraph	3	...	3	3	...	3
Labourers	4	...	4	27	...	27	5	...	5	36	...	36
Labourers, N.G.R.	6	...	6	6	...	6
Laundrymen	1	...	1	1	...	1
Ministers	1	...	1	1	...	1	2	...	2
Miners	2	...	2	2	...	2
Masons	20	...	20	20	...	20
Managers (Commercial)	2	...	2	2	...	2
Medical Practitioners	1	...	1	1	...	1
Mineral Water Manufacturers	1	...	1	1	...	1
Musicians	2	1	3	2	1	3
Matrons	1	1	1	1
Missionaries	4	4	4	4
Magistrates	1	...	1	1	...	1
Natal Police	12	...	12	12	...	12
Nurses	1	1	...	2	2	3	3
Not stated	16	14	30	11	6	17	27	20	47
Overseers, P.W.D.	2	...	2	2	...	2
Opticians	1	...	1	1	...	1
Overseers	2	...	2	2	...	2
Officers and Soldiers, H.M.S.	1	...	1	1	...	1
Proof Readers	1	...	1	1	...	1
Proprietor Eating-House	1	...	1	1	...	1
Platelayers	7	...	7	7	...	7
Painters	6	...	6	6	...	6
Plumbers	3	...	3	1	...	1	4	...	4
Police	6	...	6	6	...	6
Pensioners (C.S.)	1	...	1	1	...	1
Paupers	8	...	8	8	...	8

No. 14.—Umgeni Division. (continued).

Table with 12 columns: Occupations, Europeans or Whites (M, F, Total), Indians and Asiatics (M, F, Total), Mixed and Others (M, F, Total), and Total (M, F, Total). Rows include various professions like Porters, Planters, Postmasters, etc.

No. 15—New Hanover Division.

Summary table for No. 15—New Hanover Division. Columns: Totals, 859, 777, 1,636, 648, 247, 895, 31, 9, 40, 1,538, 1,033, 2,571. Rows list various occupations like Agents, Accountants, Bricklayers, etc.

No. 15—New Hanover Division (continued).

Table with 12 columns: Occupations, Europeans or Whites (M, F, Total), Indians and Asiatics (M, F, Total), Mixed and Others (M, F, Total), and Totals (M, F, Total). Rows include various professions like Cultivators, Dependants, Domestic Servants, etc.

COLONY OF NATAL. CENSUS, 1904.

No. 16-Umlazi Division.

Occupations.	Europeans or Whites.			Indians and Asiatics.			Mixed and Others.			Total.		
	M.	F.	Total.	M.	F.	Total.	M.	F.	Total.	M.	F.	Total.
Totals	3,359	2,885	6,244	13,403	9,595	22,998	314	241	555	17,076	12,721	29,797
Agents (various) ...	33	...	33	33	...	33
Architects ...	9	...	9	9	...	9
Auctioneers and Clerks	2	...	2	2	...	2
Artists and Actors	6	...	6	6	...	6
Accountants and Book-keepers	67	2	69	8	...	8	1	...	1	76	2	78
Assayers and Amalgamators	1	...	1	1	...	1
Asphalters ...	1	...	1	1	...	1
Bricklayers and Assistants	59	...	59	31	...	31	5	...	5	95	...	95
Basket Makers	35	5	40	35	5	40
Blacksmiths and Assistants	31	...	31	3	...	3	4	...	4	38	...	38
Barmen ...	8	...	8	3	...	3	11	...	11
Barmaids	3	3	3	...	3
Butchers and Assistants	21	...	21	6	1	7	27	1	28
Bakers and Confectioners	10	...	10	27	...	27	1	...	1	38	...	38
Brick and Tile Makers	21	...	21	21	...	21
Boot and Shoe Makers	3	...	3	5	...	5	8	...	8
Barbers and Assistants	1	1	2	25	...	25	26	1	27
Brokers (General) ...	13	...	13	13	...	13
Brokers (Stock & Share)	3	...	3	3	...	3
Boarding House Keepers	...	3	3	3	...	3
Boiler Makers ...	7	...	7	1	...	1	3	...	3	11	...	11
Brewers and Assistants	2	...	2	3	...	3	1	...	1	6	...	6
Bookbinders ...	1	...	1	2	...	2	1	...	1	4	...	4
Billiard Markers	3	...	3	3	...	3
Builders and Assistants	34	...	34	2	...	2	36	...	36
Bank Clerks ...	18	...	18	1	...	1	19	...	19
Coal Merchants ...	1	...	1	1	...	1
Carriage Builders ...	4	...	4	2	...	2	1	...	1	7	...	7
Clerk of Works ...	1	...	1	1	...	1
Cab Proprietors ...	3	...	3	3	...	3
Cattle Dealers ...	2	...	2	2	...	2
Convent Sisters (R. Catholic)	...	125	125	125	125
Clerks, various ...	182	5	187	53	...	53	235	5	240
Carpenters and Apprentices	146	...	146	29	...	29	17	...	17	192	...	192
Contractors (General) ...	28	...	28	2	...	2	30	...	30
Chemists and Druggists	9	...	9	1	...	1	10	...	10
Civil Servants ...	46	...	46	1	...	1	47	...	47
Commercial Travellers	13	...	13	13	...	13
Cooks ...	4	...	4	4	...	4
Cabinet Makers ...	8	...	8	8	...	8
Coachmen and Grooms	8	...	8	20	...	20	28	...	28
Coach Builders ...	31	...	31	31	...	31
Coppersmiths ...	4	...	4	1	...	1	5	...	5
Carriers and Carters	11	...	11	62	...	62	11	...	11	84	...	84
Caretakers ...	5	...	5	2	...	2	7	...	7
Curators ...	1	...	1	1	...	1

COLONY OF NATAL. CENSUS, 1904.

No. 16-Umlazi Division (Continued).

Occupations.	Europeans or Whites.			Indians and Asiatics.			Mixed and Others.			Total.		
	M.	F.	Total.	M.	F.	Total.	M.	F.	Total.	M.	F.	Total.
Cultivators (Small) ...	15	4	19	162	...	169	184	4	188
Cigar and Cigarette Makers	13	...	13	13	...	13
Clerks, N.G.R. ...	147	...	147	147	...	147
Cleaners, N.G.R. ...	3	...	3	1	...	1	4	...	4
Dependants ...	496	428	924	4,521	3,297	7,818	75	71	146	5,092	3,796	8,888
Drapers and Assistants	10	4	14	14	...	14
Domestic Servants	12	51	63	333	58	391	20	13	33	365	122	487
Dairy Assistants ...	4	...	4	5	...	5	9	...	9
Dressmakers	19	19	4	4	...	23	23
Diamond Drillers	5	...	5	5	...	5
Draughtsmen ...	4	...	4	4	...	4
Detectives	2	...	2	2	...	2
Dentists	1	1	1	...	1
Domestic Duties	1,426	1,426	...	5,556	5,556	...	116	116	...	7,098	7,098
Dhobbies	155	15	170	1	...	1	156	15	171
Electro-platers ...	1	...	1	1	...	1
Engine Drivers ...	9	...	9	8	...	8	17	...	17
Electrical Engineers	10	...	10	10	...	10
Engineers (General) ...	19	...	19	19	...	19
Electricians ...	12	...	12	13	...	13
Editor ...	1	...	1	1	...	1
Fruit Growers ...	37	...	37	700	...	700	...	1	1	737	1	738
Foremen, Waterworks	1	...	1	1	...	1	2	...	2
French Polishers ...	4	...	4	2	...	2	6	...	6
Ferrymen ...	1	...	1	1	...	1
Feather-dressers	1	1	1	...	1
Farriers ...	6	...	6	7	...	7
Farmers and Assistants	186	...	186	184	8	192	4	...	4	374	8	382
Fishermen ...	5	...	5	63	...	63	1	...	1	69	...	69
Fitters and Assistants	48	...	48	3	...	3	51	...	51
Florists ...	2	1	3	2	1	3
Fruiterers	27	3	30	27	3	30
Firemen	31	...	31	31	31
Farm Labourers	3,476	463	3,939	3,476	463	3,939
Grocers and Assistants	25	...	25	38	...	38	1	...	1	64	...	64
Gardeners ...	12	...	12	1,634	107	1,741	9	...	9	1,655	107	1,762
Guards, N.G.R. ...	2	...	2	2	...	2
Governesses	10	10	10	...	10
Gold Smelters ...	1	...	1	1	...	1
Grass Matmakers	7	...	7	7	...	7
Gunsmiths ...	1	...	1	1	...	1
Hotel Keepers ...	13	5	18	13	5	18
Hawkers ...	2	...	2	162	15	177	3	...	3	167	15	182
Independents ...	47	21	68	9	2	11	3	...	3	59	23	82
Ironmongers ...	19	...	19	19	...	19
Inspectors (C.S.) ...	3	...	3	3	...	3
Ironworkers and Assistants	6	...	6	6	...	6
Insurance Agents ...	5	...	5	5	...	5
Jugglers	1	...	1	1	...	1
Journalists	1	...	1	1	...	1
Jockey ...	1	...	1	1	...	1	2	...	2
Jewellers ...	2	1	3	53	1	54	1	...	1	54	2	56
Jam Makers ...	2	...	2	2	...	2

No. 16—Umlazi Division (continued).

Occupations.	Europeans or Whites.			Indians and Asiatics.			Mixed and Others.			Total.		
	M.	F.	Total.	M.	F.	Total.	M.	F.	Total.	M.	F.	Total.
Launch Drivers	1	...	1	1	...	1
Linesmen, Telegraph	2	...	2	2	...	2
Lightermen	1	...	1	1	...	1
Lighthouse Keepers	2	...	2	2	...	2
Labourers	38	...	38	127	...	127	42	...	42	207	...	207
Labourers, N.G.R.	5	...	5	77	...	77	6	...	6	88	...	88
Laundrymen	2	1	3	1	1	2	2	4
Marine Engineers	2	...	2	2	...	2
Ministers	20	...	20	18	...	18	38	...	38
Masons	5	...	5	4	...	4	9	...	9
Managers (Commercial)	34	...	34	1	...	1	35	...	35
Merchants and Assistants	34	...	34	34	...	34
Millers	2	...	2	2	...	2
Market Masters	1	...	1	1	...	1
Marine Signalmen	2	...	2	2	...	2
Mattress Makers	8	...	8	8	...	8
Medical Practitioners	12	...	12	12	...	12
Mineral Water Manuftrs	2	...	2	2	...	2
Musicians	5	9	14	5	9	14
Mechanics	10	...	10	2	...	2	12	...	12
Motormen	1	...	1	1	...	1
Master Mariners	3	...	3	3	...	3
Milliners	...	5	5	5	...	5
Match Makers	2	...	2	...	1	1	2	1	3
Mechanical Engineers	29	...	29	4	...	4	7	...	7	40	...	40
Mining Engineers	3	...	3	3	...	3
Missionaries	9	3	12	1	...	1	10	3	13
Magistrates	2	...	2	2	...	2
Machinists	12	...	12	12	...	12
Metallists	1	...	1	1	...	1
Miners	1	...	1	1	...	1
Newspaper Sellers	8	...	8	8	...	8
Natal Police	42	...	42	10	...	10	52	...	52
Nurses	...	33	33	33	...	33
Oil Makers	2	...	2	2	...	2
Overseers	14	...	14	14	...	14
Outfitters	16	...	16	16	...	16
Proprietor Eating-house	1	...	1	1	...	1
Pipe-layer	1	...	1	1	...	1
Potter	3	...	3	5	...	5	8	...	8
Plasterers	7	...	7	1	...	1	8	...	8
Platelayers	29	...	29	1	...	1	30	...	30
Painters	42	...	42	31	...	31	7	...	7	80	...	80
Printers	11	...	11	25	...	25	2	...	2	38	...	38
Photographers	2	...	2	2	...	2	4	...	4
Plumbers	20	...	20	6	...	6	1	...	1	27	...	27
Produce Dealers	7	...	7	7	...	7
Poultry Farmers	13	...	13	8	...	8	2	...	2	23	...	23
Pensioners (C.S.)	5	...	5	5	...	5
Paupers	...	4	4	13	2	15	13	6	19
Porters	27	...	27	27	...	27
Planters (General)	11	...	11	55	...	55	1	...	1	67	...	67
Pawnbrokers	1	...	1	1	...	1

No. 16—Umlazi Division (continued).

Occupations.	Europeans or Whites.			Indians and Asiatics.			Mixed and Others.			Total.		
	M.	F.	Total.	M.	F.	Total.	M.	F.	Total.	M.	F.	Total.
Postmasters	...	1	1	1	...	1	1	1	2
Pumpmen, N.G.R.	7	...	7	7	...	7
Pointsmen, N.G.R.	9	...	9	9	...	9
Quarrymen	56	...	56	56	...	56
Riveters	4	...	4	3	...	3	7	...	7
Ricksha Owners	1	...	1	1	...	1
Shipping Agents	3	...	3	3	...	3
Salesmen, Furniture	1	...	1	1	...	1
Salesmen, Book Store	2	...	2	2	...	2
Shipping Clerks	23	...	23	23	...	23
Scholars	405	649	1,054	508	56	564	40	34	74	953	739	1,692
Surveyors	3	...	3	3	...	3
Solicitors	14	...	14	14	...	14
Solicitors' Clerks	10	...	10	10	...	10
School Teachers	13	38	49	30	...	30	...	1	1	43	37	80
Stationers	2	...	2	2	...	2
Saddlers	1	...	1	2	...	2	3	...	3
Sailors	4	...	4	4	...	4
Shipwrights	14	...	14	14	...	14
Sawyers	5	...	5	5	...	5
Surgeons	1	...	1	1	...	1
Station Masters, N.G.R.	15	...	15	15	...	15
Storekeepers, General	39	...	39	176	5	181	4	...	4	219	5	224
Store Assistants	49	...	49	71	...	71	4	...	4	124	...	124
Signalmen, N.G.R.	7	...	7	7	...	7
Sugar Boilers	1	...	1	1	...	1
Shunters, N.G.R.	1	...	1	1	...	1
Sailmakers	1	...	1	1	...	1	2	...	2
Ship-owners	2	...	2	2	...	2
Secretaries	7	...	7	7	...	7
Sirdars	49	...	49	49	...	49
Salesmen (not stated)	31	1	32	31	1	32
Telegraph Messengers	12	...	12	12	...	12
Timber Storemen	2	...	2	2	...	2
Telephone Operator	...	2	2	2	...	2
Trappists	162	...	162	162	...	162
Typists and Shorthand-writers	1	30	31	1	30	31
Ticket Inspector, N.G.R.	1	...	1	1	...	1
Transport Riders	3	...	3	3	...	3
Telegraph Clerks	13	...	13	13	...	13
Trainers (Horse)	2	...	2	2	...	2
Tailors	8	...	8	5	...	5	13	...	13
Tobacconists	1	...	1	3	...	3	4	...	4
Tinsmiths	2	...	2	9	...	9	4	...	4	15	...	15
Upholsterers	3	...	3	1	...	1	3	...	3	7	...	7
Undertakers	1	...	1	1	...	1
Watchmakers	6	...	6	6	...	6
Waiters	1	...	1	107	...	107	108	...	108
Wine & Spirit Merchant	1	...	1	1	...	1
Wagon Makers	3	...	3	3	...	3
Wool Washers	1	...	1	1	...	1
Wattle Farmers	1	...	1	1	...	1

No. 17—Alfred County.

Occupations.	Europeans or Whites			Indians and Asiatics.			Mixed and Others.			Total.		
	M.	F.	Total.	M.	F.	Total.	M.	F.	Total.	M.	F.	Total.
Totals	274	208	482	43	8	51	271	288	559	589	503	1,092
Auctioneers and Clerks	1	...	1	1	...	1
Accountants and Bookkeepers	2	...	2	2	...	2
Bricklayers and Assistants	3	...	3	3	...	3
Blacksmiths and Asst'nts	4	...	4	1	...	1	2	...	2	7	...	7
Bakers and Confectioners	1	...	1	3	3	1	3	4
Brick and Tile Makers	1	...	1	5	...	5	6	...	6
Boot and Shoe Makers	1	...	1	1	...	1
Boarding-house Keepers	...	1	1	1	...	1
Builders and Assistants	1	...	1	1	...	1
Bank Clerks	1	...	1	1	...	1	1
Clerks (various)	3	...	3	1	...	1	2	...	2	6	...	6
Carpenters and Apprentices	6	...	6	3	...	3	9	...	9
Contractors	1	...	1	1	...	1	1
Civil Servants	1	...	1	1	...	1	1
Coachman and Grooms	1	...	1	1	...	1
Carriers and Carters	5	...	5	5	...	5
Cultivators	3	...	3	1	...	1	4	...	4
Dependents	33	43	76	9	4	13	101	83	184	143	130	273
Dairy Farmers and Assistants	...	1	1	1	...	1
Dressmakers	3	3	3	...	3
Draughtsmen	1	...	1	1	...	1	1
Detective	1	...	1	1	...	1	1
Domestic Duties	...	82	82	...	4	4	...	130	130	...	216	216
Engine Drivers	1	...	1	1	...	1	1
Excise Officer	1	...	1	1	...	1	1
Farmers and Assistants	64	2	66	52	...	52	116	2	118
Farm Labourers	16	...	16	2	...	2	18	...	18
Forest Officers	2	...	2	2	...	2	2
Gardeners	1	...	1	1	...	1	1	...	1	3	...	3
Gaolers	1	...	1	1	...	1	1
Governesses	...	5	5	5	...	5
Hotel Keepers	2	...	2	2	...	2	2
Housekeepers	...	1	1	4	4	...	5	5
Independents	2	...	2	1	...	1	3	...	3
Labourers	2	...	2	2	...	2
Labour Agents	1	...	1	1	...	1	1
Locksmiths	1	...	1	1	...	1	1
Ministers	2	...	2	1	...	1	3	...	3
Masons	2	...	2	3	...	3	5	...	5
Managers (Financial)	1	...	1	1	...	1	1
Mineral Water Manufacturers	1	...	1	1	...	1	1
Musicians	...	2	2	1	...	1
Missionaries	3	4	7	2	...	2
Magistrates	1	...	1	3	4	...	7
Natal Police	20	...	20	1	...	1	1
Nurses	20	...	20	20
Not stated	5	8	13	1	1	...	1	1
Overseers	2	...	2	2	3	5	7	11	18

No. 17—Alfred County (continued).

Occupations.	Europeans or Whites.			Indians and Asiatics.			Mixed and Others.			Totals.		
	M.	F.	Total.	M.	F.	Total.	M.	F.	Total.	M.	F.	Total.
Overseers, P.W.D.	1	...	1	1	...	1
Painters	3	...	3	3	...	3
Pensioners (C.S.)	1	...	1	1	...	1
Postmasters	3	...	3	3	...	3
Post Cart Drivers	3	3	3	...	3
Scholars	51	50	101	25	28	53	76	78	154
Surveyors	2	...	2	2	...	2
Solicitors	2	...	2	2	...	2
School Teachers	4	7	11	1	...	1	5	7	12
Sawyers	5	...	5	41	...	41	...	46	46
Stock Farmers	1	...	1	1	...	1
Storekeepers (General)	16	1	17	7	...	7	23	1	24
Store Assistants	1	...	1	8	...	8	9	...	9
Servants	1	...	1	5	15	20	5	16	21
Traders	1	...	1	1	...	1
Transport Riders	3	...	3	9	...	9	12	...	12
Volunteer Staff Officers	2	...	2	2	...	2
Wagonmakers	3	...	3	2	...	2	5	...	5
Washerwomen	17	17	...	17	...	17

No. 18—Camperdown Division.

Totals	508	442	950	589	224	813	6	5	11	1,103	671	1,774
Architects	2	...	2	2	...	2
Artists	...	1	1	1	1
Accountants and Bookkeepers	1	...	1	1	...	1
Assayers and Amalgamators	1	...	1	1	...	1
Bricklayers and Asst'nts.	6	...	6	6	...	6
Blacksmith and Asst'nts.	1	...	1	1	...	1	1	...	1	3	...	3
Barmen	6	...	6	6	...	6
Bakers and Confectioners	1	...	1	1	...	1
Boarding-house Keepers	1	...	1	1	...	1
Builders and Assistants	2	...	2	2	...	2
Clerks, various	16	...	16	2	...	2	18	...	18
Carpenters and Apprentices	6	...	6	1	...	1	7	...	7
Contractors	1	...	1	1	...	1
Civil Servants	2	...	2	2	...	2
Cooks	1	...	1	4	...	4	5	...	5
Carriers and Carters	1	...	1	1	...	1
Caretakers	1	...	1	1	...	1
Curators	1	1	2	1	1	2
Cultivators	4	...	4	4	...	4
Clerks, N.G.R.	12	...	12	12	...	12
Coachmen and Grooms	1	...	1	1	...	1
Dependants	66	84	150	54	56	110	2	2	4	122	142	264
Domestic Servants	11	...	11	11	...	11

No. 19—Umvoti County (continued).

Occupations.	Europeans or Whites.			Indians and Asiatics.			Mixed and Others.			Total.		
	M.	F.	Total.	M.	F.	Total.	M.	F.	Total.	M.	F.	Total.
Ministers ...	2	...	2	2	...	2
Masons ...	6	...	6	6	...	6
Managers, Financial ...	1	...	1	1	...	1
Millers ...	1	...	1	1	...	1
Missionaries ...	7	1	8	7	1	8
Natal Police ...	12	...	12	12	...	12
Nurses	2	2	2	2
Not stated ...	18	15	28	5	3	8	18	18	36
Overseers, P.W.D. ...	2	...	2	2	...	2
Ostrich Farmers ...	4	...	4	4	...	4
Platelayers ...	3	...	3	3	...	3
Produce Dealers ...	1	...	1	1	...	1
Planters, General ...	1	...	1	1	...	1
Postmasters ...	1	...	1	1	...	1
Quarrymen ...	7	...	7	7	...	7
Speculators ...	1	...	1	1	...	1
Scholars ...	99	53	152	1	...	1	2	3	5	102	56	158
Surveyors ...	4	...	4	4	...	4
Solicitors ...	1	...	1	1	...	1
School Teachers ...	7	2	9	7	2	9
Sawyers ...	1	...	1	1	...	1
Stationmasters, N.G.R. ...	1	...	1	1	...	1
Storekeepers (General) ...	6	...	6	13	...	13	19	...	19
Store Assistants ...	4	...	4	6	...	6	10	...	10
Servants	3	6	9	...	5	5	3	11	14
Transport Riders ...	1	...	1	1	...	1
Tailors	1	...	1	1	...	1
Veterinary Surgeons ...	1	...	1	1	...	1
Veterinary Assistants	1	...	1	1	...	1
Wagon Drivers	3	...	3	2	...	2	5	...	5
Wood Cutters	19	...	19	19	...	19

No. 20—Ndwedwe Division.

Totals	17	12	29	1	...	1	18	12	30
Carpenters ...	2	...	2	2	...	2
Clerk of Court... ..	1	...	1	1	...	1
Dependents ...	5	1	6	5	1	6
Domestic Duties	4	4	4	4
Farm Labourers	1	...	1	1	...	1
Gaolers ...	1	...	1	1	...	1
Locust Officers ...	1	...	1	1	...	1
Magistrates ...	1	...	1	1	...	1
Ministers ...	1	...	1	1	...	1
Matrons	1	1	1	1
Natal Police ...	5	...	5	5	...	5
School Teachers	6	6	6	6

No. 21—Utrecht.

Occupations.	Europeans or Whites.			Indians and Asiatics.			Mixed and Others.			Total.		
	M.	F.	Total.	M.	F.	Total.	M.	F.	Total.	M.	F.	Total.
Totals	1,034	908	1,942	1	...	1	11	12	23	1,046	920	1,966
Bricklayers and Assis- tants ...	1	...	1	1	...	1
Bakers and Confectioners ...	1	...	1	1	...	1
Caterers ...	1	...	1	1	...	1
Clerks ...	1	...	1	1	...	1
Contractors ...	3	...	3	3	...	3
Dependants ...	155	141	296	5	3	8	160	144	304
Domestic Servants	1	1	1	1
Dairy Farmers and As- sistants	10	10	10	10
Dressmakers	2	2	2	2
Domestic Duties	482	482	8	8	...	490	490
Engine Drivers ...	1	...	1	1	...	1
Farmers and Assistants ...	597	58	655	3	...	3	600	58	658
Farm Labourers	1	...	1	2	...	2	3	...	3
Gardeners ...	1	...	1	1	...	1
Governesses	9	9	9	9
Hotel Keepers ...	2	...	2	2	...	2
Housekeepers	2	2	2	2
Independents ...	1	...	1	1	...	1
Inspectors (C.S.) ...	4	...	4	4	...	4
Miners ...	1	...	1	1	...	1
Masons ...	5	...	5	5	...	5
Missionaries ...	1	...	1	1	...	1
Natal Police ...	2	...	2	2	...	2
Not Stated ...	10	...	10	10	...	10
Overseers, P.W.D. ...	5	...	5	5	...	5
Platelayers ...	5	...	5	5	...	5
Quarrymen ...	1	...	1	1	...	1
Scholars ...	204	200	404	1	...	1	204	201	405
Surveyors ...	1	...	1	1	...	1
Solicitors ...	1	...	1	1	...	1
School Teachers ...	7	...	7	7	...	7
Station Masters, N.G.R. ...	2	...	2	2	...	2
Storekeepers, General... ..	4	1	5	4	1	5
Store Assistants ...	4	...	4	1	...	1	5	...	5
Servants ...	1	2	3	1	2	3
Stock Farmers... ..	10	...	10	10	...	10
Transport Riders ...	2	...	2	2	...	2

No. 22—Krantzkop Division.

Totals	194	154	348	26	10	36	16	6	22	236	170	406
Clerks, various... ..	2	...	2	2	...	2
Carpenters and Appren- tices ...	3	...	3	3	...	3
Chemists and Druggists ...	1	...	1	1	...	1
Civil Servants ...	2	...	2	2	...	2

No. 22—Krantzkop Division (continued).

Occupations.	Europeans or Whites.			Indians and Asiatics.			Mixed and Others.			Total.		
	M.	F.	Total.	M.	F.	Total.	M.	F.	Total.	M.	F.	Total.
Coachmen and Grooms	1	...	1	1	...	1
Cultivators	1	...	1	1	...	1	2	...	2
Dependants	24	27	51	5	1	6	7	2	9	36	30	66
Drapers and Assistants	2	...	2	2	...	2
Dairy Farmers...	...	1	1	1	1
Domestic Duties	...	90	90	...	3	3	...	2	2	...	95	95
Engineers (general)	1	...	1	1	...	1
Farmers and Assistants	84	6	90	2	...	2	86	6	92
Farm Labourers	12	3	15	5	...	5	17	3	20
Gaolers...	1	...	1	1	...	1
Governesses	...	1	1	1	1
Masons...	1	...	1	1	...	1
Managers, Commercial	1	...	1	1	...	1
Medical Practitioners	1	...	1	1	...	1
Missionaries	5	...	5	5	...	5
Magistrates	1	...	1	1	...	1
Natal Police	10	...	10	10	...	10
Not Stated	7	2	9	1	...	1	8	2	10
Overseers, P.W.D.	2	...	2	2	...	2
Overseers	2	...	2	2	...	2
Postmasters	1	...	1	1	...	1
Scholars	26	21	47	1	1	2	77	22	49
School Teachers	2	5	7	2	5	7
Storekeepers	5	...	5	1	...	1	6	...	6
Store Assistants	7	...	7	4	...	4	11	...	11
Servants	1	...	1	2	2	4	3	2	5
Transport Riders	1	...	1	1	...	1
Washerwomen...	1	1	2	...	1	1	...	2	2
Wagon Drivers	1	...	1	1	...	1

No. 23—Lower Umzimkulu Division.

Totals	540	372	912	950	438	1,388	36	27	63	1,526	837	2,363
Agents (various)	9	...	9	9	...	9
Architects	1	...	1	1	...	1
Auctioneers	1	...	1	1	...	1
Accountants and Bookkeepers	8	...	8	8	...	8
Bricklayers and Asst'nts	11	...	11	1	...	1	12	...	12
Barmen	6	...	6	6	...	6
Butchers and Assistants	3	...	3	3	...	3
Bakers and Confectioners	1	...	1	1	...	1
Brick and Tile Makers	3	...	3	3	...	3
Boot and Shoe Makers	1	...	1	1	...	1
Barbers...	1	...	1	1	...	1
Boarding-house Keepers	...	1	1	1	1
Boat Builders	1	...	1	1	...	1
Billiard Markers	1	...	1	1	...	1

No. 23—Lower Umzimkulu Division (continued).

Occupations.	Europeans or Whites.			Indians and Asiatics.			Mixed and Others.			Total.		
	M.	F.	Total.	M.	F.	Total.	M.	F.	Total.	M.	F.	Total.
Builders and Assistants	7	...	7	7	...	7
Bank Clerks	2	...	2	2	...	2
Blacksmiths and Assistants	6	...	6	1	...	1	7	...	7
Convent Sisters (R.C.)	...	6	6	6	6
Clerks (various)	8	...	8	2	...	2	10	...	10
Carpenters and Apprentices	25	...	25	25	...	25
Contractors	3	...	3	3	...	3
Chemists and Druggists	1	...	1	1	...	1
Civil Servants	6	...	6	6	...	6
Commercial Travellers	2	...	2	1	...	1	3	...	3
Cooks	6	2	8	6	2	8
Carriers and Carters	1	...	1	1	...	1
Cultivators	39	...	39	39	...	39
Clerks, N.G.R.	2	...	2	2	...	2
Cleaners, N.G.R.	1	...	1	1	...	1
Civil Engineers	3	...	3	3	...	3
Dependants	78	52	130	147	139	286	12	9	21	237	200	437
Domestic Servants	...	4	4	16	4	20	16	8	24
Dairy Farmers and Assistants	...	3	3	3	3
Dressmakers	...	7	7	7	7
Divers	1	...	1	1	...	1
Domestic Duties	...	168	168	...	95	95	...	9	9	...	272	272
Dredging Master	1	...	1	1	...	1
Dhobies	3	...	3	3	...	3
Engine Drivers	1	...	1	1	...	1	2	...	2
Electrical Engineers	1	...	1	1	...	1
Engineers	1	...	1	1	...	1
Farmers and Assistants	88	6	94	12	2	14	1	...	1	101	8	109
Fitters	1	...	1	1	...	1
Fruiterers	2	...	2	2	...	2
Firemen and Stokers	1	...	1	3	...	3	4	...	4
Farm Labourers	2	...	2	654	182	836	2	...	2	658	182	840
Gardeners	1	1	2	13	2	15	14	3	17
Gaolers	1	...	1	1	...	1
Guards, N.G.R.	1	...	1	1	...	1
Gangers, N.G.R.	1	...	1	1	...	1
Governesses	...	3	3	3	3
General Worker, N.H.D.	3	...	3	3	...	3
Hotel Keepers	4	2	6	4	2	6
Hawkers	2	...	2	2	...	2
Housekeepers	...	1	1	1	1
Independents	4	2	6	4	2	6
Inspectors (C.S.)	1	...	1	1	...	1
Interpreters (C.S.)	1	...	1	1	...	1
Insurance Agents	1	...	1	1	...	1
Labourers	1	...	1	1	...	1
Laundrymen and Assistants	1	2	3	4	4	1	6	7
Ministers	6	...	6	1	...	1	7	...	7
Masons	1	...	1	1	...	1
Managers (Commercial)	3	1	4	3	1	4
Marine Officer	1	...	1	1	...	1

No. 23—Lower Umzimkulu Division (continued).

Occupations.	Europeans or Whites.			Indians and Asiatics.			Mixed and Others.			Totals.		
	M.	F.	Total.	M.	F.	Total.	M.	F.	Total.	M.	F.	Total.
Managers (Financial)...	1	...	1	1	...	1
Medical Practitioners...	1	...	1	1	...	1
Mineral Water Manufacturers ...	3	...	3	3	...	3
Musicians	1	1	1	1
Mechanical Engineers...	6	...	6	6	...	6
Missionaries ...	6	4	10	6	4	10
Magistrates ...	1	...	1	1	...	1
Natal Police ...	16	...	16	1	...	1	17	...	17
Nurses	3	3	...	4	4	...	5	...	17	15	32
Not stated ...	8	9	17	4	6	10	5	...	5
Overseer, P.W.D. ...	9	...	9	9	...	9
Overseers ...	1	...	1	1	...	1
Officers and Soldiers (H.M.S.) ...	1	...	1	1	...	1
Proprietor Eating House ...	1	...	1	1	...	1	2	...	2
Plasterers ...	2	...	2	2	...	2
Platelayers ...	5	...	5	5	...	5
Painters ...	4	...	4	2	...	2	6	...	6
Photographers...	1	...	1	1	...	1
Plumbers ...	3	...	3	3	...	3
Poultry Farmers ...	1	2	3	1	2	3
Porters	3	...	3	3	...	3
Pilots	1	...	1	1	...	1
Planters, general ...	5	...	5	5	...	5
Port Captain ...	1	...	1	1	...	1
Postmasters ...	1	1	2	1	1	2
Pointsmen, N.G.R.	1	...	1	1	...	1
Quarrymen ...	1	...	1	1	...	1
Scholars ...	100	79	179	3	2	5	3	5	8	106	86	192
Surveyors ...	2	...	2	2	...	2
Solicitors ...	3	...	3	3	...	3
Solicitors' Clerks ...	1	...	1	1	...	1	2	...	2
School Teachers ...	3	8	11	3	8	11
Saddlers ...	1	...	1	1	...	1
Sailors ...	3	...	3	3	...	3
Station Masters, N.G.R. ...	2	...	2	2	...	2
Storekeepers, General...	9	3	12	8	...	8	1	...	1	18	3	21
Store Assistants ...	12	3	15	12	...	12	1	...	1	25	3	28
Signalmen, N.G.R. ...	1	...	1	1	...	1
Servants ...	3	...	3	7	...	7	10	...	10
Silversmiths	2	...	2	2	...	2
Sirdars	6	...	6	6	...	6
Transport Riders ...	1	...	1	1	...	1
Tailors ...	1	...	1	1	...	1
Tinsmiths ...	1	...	1	1	...	1
Waiters ...	3	...	3	3	...	3
Wagon Makers ...	1	...	1	1	...	1

No. 24—Umsinga Division.

Occupations.	Europeans or Whites.			Indians and Asiatics.			Mixed and Others.			Total.		
	M.	F.	Total.	M.	F.	Total.	M.	F.	Total.	M.	F.	Total.
Totals	150	110	260	34	28	62	3	2	5	187	140	327
Carpenters ...	2	...	2	2	...	2
Civil Servants ...	2	...	2	2	...	2
Caretakers ...	1	...	1	1	...	1
Clerks ...	1	...	1	1	...	1
Dependants ...	25	28	53	9	15	24	34	43	77
Domestic Duties	55	55	...	10	10	65	65
Dairy Farmers and Assistants	2	2	2	2
Farmers and Assistants ...	55	2	57	3	2	5	58	4	62
Ferrymen ...	1	...	1	1	...	1
Farm Labourers	7	...	7	7	...	7
Farriers ...	2	...	2	2	...	2
Gaolers ...	1	...	1	1	...	1
Governesses	2	2	2	2
Independents ...	1	...	1	1	...	1
Missionaries ...	4	2	6	4	2	6
Ministers ...	2	...	2	2	...	2
Medical Practitioners ...	1	...	1	1	...	1
Mechanics ...	1	...	1	1	...	1
Magistrates ...	1	...	1	1	...	1
Not Stated ...	1	1	2	1	2	3	2	3	5
Natal Police ...	7	...	7	7	...	7
Overseers, P.W.D. ...	2	...	2	2	...	2
Painters ...	1	...	1	1	...	1
Prospectors ...	1	...	1	1	...	1
Storekeepers ...	3	...	3	9	...	9	12	...	12
Store Assistants	6	...	6	6	...	6
Stock Inspectors ...	1	...	1	1	...	1
Scholars ...	29	18	47	1	1	2	30	19	49
Speculators ...	1	...	1	1	...	1
School Teachers ...	2	...	2	2	...	2
Servants	1	...	1	1	...	1
Transport Riders ...	2	...	2	2	...	2

No. 25—Vryheid Division.

Totals	1,533	1,309	2,842	4	...	4	9	10	19	1,546	1,319	2,865
Agents ...	1	...	1	1	...	1
Accountants and Bookkeepers ...	2	...	2	2	...	2
Bricklayers and Assistants ...	5	...	5	5	...	5
Blacksmiths and Assistants ...	4	...	4	4	...	4

No. 25—Vryheid Division (continued.)

Occupations.	Europeans or Whites.			Indians and Asiatics.			Mixed and Others.			Total.		
	M.	F.	Total.	M.	F.	Total.	M.	F.	Total.	M.	F.	Total.
Barmen...	3	...	3	3	...	3
Bakers and Confectioners	1	...	1	1	...	1
Brick and Tile Makers	1	...	1	1	...	1
Boarding-house Keepers	...	1	1	1	1
Builders and Assistants	4	...	4	4	...	4
Bailiffs (C.S.)	1	...	1	1	...	1
Border Guards	4	...	4	4	...	4
Clerks (various)	4	...	4	4	...	4
Carpenters and Apprentices	4	...	4	4	...	4
Contractors	1	...	1	1	...	1
Cultivators	3	...	3	3	...	3
Dependants	320	302	622	2	8	10	323	310	632
Domestic Servants	...	1	1	1	1
Dairy Farmers and Assistants	...	15	15	15	15
Dressmakers	...	6	6	6	6
Domestic Duties	...	658	658	658	658
Farmers and Assistants	747	36	783	3	1	4	750	37	787
Farm Labourers	2	...	2	2	...	2	4	...	4
Forest Officers	1	...	1	1	...	1
Gardeners	1	...	1	1	...	1
Governesses	...	9	9	9	9
Hotel Keepers	3	...	3	3	...	3
Hawkers	2	...	2	2	...	2
Independents	3	...	3	3	...	3
Inspectors (C.S.)	1	...	1	1	...	1
Ministers	1	...	1	1	...	1
Miners	1	...	1	1	...	1
Masons	6	...	6	6	...	6
Managers (Commercial)	1	...	1	1	...	1
Missionaries	2	1	3	2	1	3
Natal Police	58	...	58	58	...	58
Not Stated	...	8	8	8	8
Overseers, P.W.D.	3	...	3	3	...	3
Prospectors	3	...	3	3	...	3
Scholars	297	265	562	2	1	3	299	266	565
Surveyors	1	...	1	1	...	1
School Teachers	15	7	22	15	7	22
Saddlers	1	...	1	1	...	1
Storekeepers	18	...	18	1	...	1	19	...	19
Store Assistants	4	...	4	1	...	1	5	...	5
Servants	3	...	3	3	...	3
Transport Riders	1	...	1	1	...	1
Veterinary Surgeons	1	...	1	1	...	1
Wagon Makers	1	...	1	1	...	1

No. 26—Paulpietersburg Division.

Occupations.	Europeans or Whites			Indians and Asiatics.			Mixed and Others.			Total.		
	M.	F.	Total.	M.	F.	Total.	M.	F.	Total.	M.	F.	Total.
Totals	493	477	970	2	1	3	495	478	973
Agents	2	...	2	2	...	2
Bricklayers and Assistants	3	...	3	1	...	1	4	...	4
Blacksmiths	1	...	1	1	...	1
Barmen...	1	...	1	1	...	1
Bakers and Confectioners	1	...	1	1	...	1
Brick and Tile Makers	4	...	4	4	...	4
Builders and Assistants	2	...	2	2	...	2
Border Guards	3	...	3	3	...	3
Civil Engineers	2	...	2	2	...	2
Clerks	1	...	1	1	...	1
Carpenters and Apprentices	4	...	4	4	...	4
Civil Servants	1	...	1	1	...	1
Dependants	59	93	152	59	93	152
Dairy Farmers and Assistants	...	5	5	5	5
Dressmakers	...	1	1	1	1
Domestic Duties	...	226	226	227	227
Dipping Officers	1	...	1	1	...	1
Farmers and Assistants	215	8	223	215	8	223
Farm Labourers	6	...	6	6	...	6
Gaolers	1	...	1	1	...	1
Governesses	...	1	1	1	1
Inspectors (C.S.)	1	...	1	1	...	1
Ministers	3	...	3	3	...	3
Masons	1	...	1	1	...	1
Managers (Commercial)	1	1	2	1	1	2
Missionaries	1	...	1	1	...	1
Magistrates	1	...	1	1	...	1
Midwives	...	1	1	1	1
Natal Police	14	...	14	14	...	14
Nurses	...	1	1	1	1
Not stated	6	5	11	6	5	11
Overseers	2	...	2	2	...	2
Officers and Soldiers (H.M.S.)	1	...	1	1	...	1
Painters	2	...	2	2	...	2
Prospectors	1	...	1	1	...	1
Scholars	131	133	264	131	133	264
School Teachers	3	2	5	3	2	5
Sawyers	1	...	1	1	...	1
Storekeepers (General)	7	...	7	7	...	7
Store Assistants	5	...	5	5	...	5
Servants	1	...	1	1	...	1
Transport Riders	5	...	5	5	...	5

No. 27—Weenen County.

Occupations.	Europeans or Whites.			Indians and Asiatics.			Mixed and other.			Total.		
	M.	F.	Total.	M.	F.	Total.	M.	F.	Total.	M.	F.	Total.
	Totals											
Totals	437	291	728	52	11	63	13	15	28	502	317	819
Accountants and Book-keepers				3		3	1		1	4		4
Bricklayers and Asst'nts	3		3							3		3
Blacksmiths and Asst'nt	3		3							1		1
Barmen	1		1							1		1
Butchers and Assistants	1		1							1		1
Clerks	2		2							2		2
Carpenters and Apprentices	4		4							4		4
Civil Servants	3		3							3		3
Commercial Travellers	1		1							1		1
Cooks				3		3				3		3
Caretakers	2		2							2		2
Dependants	62	47	109	2	3	5	4	8	12	68	58	126
Domestic Servants				1		1				1		1
Dairy Farmers & Asst'nts		2	2							2		2
Dressmakers		1	1							1		1
Domestic Duties		159	159		4	4		5	5	168		168
Farmers and Assistants	179	4	183				2		2	181	4	185
Fitters	1		1							1		1
Farm Labourers	11		11	12		12				23		23
Forest Officers	1		1							1		1
Gaolers	1		1							1		1
Governesses		1	1							2		2
Hotel Keepers	2		2							2		2
Hawkers				9	1	10				9	1	10
Housekeepers		1	1							1		1
Independents	2		2							2		2
Inspectors (C.S.)	2		2							2		2
Ministers	6		6							6		6
Masons	9		9				1		1	10		10
Managers (Commercial)	1		1							1		1
Manager, Irrigation Farm	3		3							3		3
Millers	1		1							1		1
Medical Practitioners	1		1							1		1
Musicians		1	1							1		1
Matrons		1	1							1		1
Missionaries	3	1	4							3	1	4
Magistrates	1		1							1		1
Natal Police	15		15							15		15
Not Stated		4	4								4	4
Oveseers (P.W.D.)	1		1							1		1
Painters	1		1							1		1
Postmasters	1		1							1		1
Speculators	1		1							1		1
Scholars	92	66	158	4	3	7	3	2	5	99	71	170
School Teachers	8	3	11							8	3	11
Storekeepers	6		6	10		10	1		1	17		17
Store Assistants	4		4	8		8	1		1	13		13
Showmen	1		1							1		1
Wagon Drivers	1		1							1		1

No. 28—Polela Division.

Occupation.	Europeans or Whites.			Indians and Asiatics.			Mixed and Others.			Total.		
	M.	F.	Total.	M.	F.	Total.	M.	F.	Total.	M.	F.	Total.
	Totals											
Totals	363	237	600	177	109	286	71	45	116	611	391	1002
Accountants and Book-keepers	3		3	1		1				4		4
Bird Fancier		1	1								1	1
Bricklayers and Asst'nts	8		8							8		8
Blacksmiths and Asst'nts	2		2							2		2
Barmen	2		2							2		2
Butchers and Assistants	1		1	2		2				3		3
Boot and Shoe Makers	2	1	3							2	1	3
Builders and Assistants	2		2				1		1	3		3
Civil Engineers	6		6							6		6
Convent Sisters (R.C.)		4	4								4	4
Carpenters and Apprentices	10		10							10		10
Contractors	51		51							51		51
Civil Servants	5		5				1		1	6		6
Cooks	1	4	5							1	4	5
Cultivators							1		1	1		1
Dependants	22	33	55	7	25	32	27	14	41	56	72	128
Domestic Servants				6	2	8	1	3	4	7	5	12
Dairy Farmers and Assistants		2	2								2	2
Dressmakers		5	5								5	5
Domestic Duties		102	102		78	78		28	28	208		208
Engineers	2		2							2		2
Farriers	1		1							1		1
Farmers and Assistants	55	3	58				6		6	61	3	64
Farm Labourers	2		2	97	3	100	4		4	103	3	106
Foresters	1		1				1		1	2		2
Gardeners	7	3	10	1		1				8	3	11
Gaolers	1		1							1		1
Gangers, N.G.R.	1		1							1		1
Governesses		1	1								1	1
Herdboys				1		1	2		2	3		3
Hotel Keeper	1		1							1		1
Hospital Attendants	2	1	3							2	1	3
Hawkers				3		3				3		3
Housekeepers		3	3								3	3
Inspectors (C.S.)	1		1							1		1
Jewellers	1		1							1		1
Labourers, N.G.R.	31		31	44		44				75		75
Laundrywomen and Assistants		4	4								4	4
Ministers	4		4							4		4
Miners	2		2							2		2
Masons	41		41							41		41
Managers (Commercial)	1		1							1		1
Millers	2		2							2		2
Medical Practitioners	1		1							1		1
Musicians		1	1								1	1
Matrons		1	1								1	1
Missionaries	5		5							5		5
Magistrates	1		1							1		1

No. 28—Polela Division. (continued).

Occupations.	Europeans or Whites.			Indians and Asiatics.			Mixed and Others.			Total.		
	M.	F.	Total.	M.	F.	Total.	M.	F.	Total.	M.	F.	Total.
Natal Police	14		14							14		14
Nurses		5	5								5	5
Not stated	2	1	3				1		1	3	1	4
Overseers, P.W.D. ...	1		1							1		1
Overseers	1		1							1		1
Platelayers	1		1							1		1
Painters	1		1							1		1
Scholars	45	47	92	1	1	2				46	48	94
Surveyors	1		1							1		1
School Teachers ...	2	14	16	1		1				3	14	17
Sawyers	1		1				15		15	16		16
Storekeepers (General)	7		7	3		3				10		10
Store Assistants ...	3		3	9		9	1		1	13		13
Stewards	3		3							3		3
Servants		1	1								1	1
Sirdars				1		1				1		1
Tailors	1		1							1		1
Tinsmiths	1		1							1		1
Wagonmakers	1		1							1		1
Woodcutters							10		10	10		10

No. 29—Underberg Division.

Totals	216	157	373	58	12	70	20	10	30	204	179	473
Bricklayers	3		3							3		3
Butchers	1		1							1		1
Builders	1		1							1		1
Carpenters and Apprentices ...	3		3							3		3
Civil Servants	1		1							1		1
Cultivators		1	1								1	1
Dependants	45	39	84	2	3	5	8	1	9	55	43	98
Domestic Duties		63	63		6	6		6	6		75	75
Domestic Servants				4	1	5				4	1	5
Farmers and Assistants ...	114	1	115							114	1	115
Farm Labourers				52	2	54	3		3	55	2	57
Gaolers	1		1							1		1
Governesses		7	7								7	7
Independents		1	1								1	1
Inspectors (C.S.)	1		1							1		1
Masons	8		8							8		8
Medical Practitioners ...	1		1							1		1
Managers, Commercial ...	2		2							2		2
Magistrates	1		1							1		1
Matrons		1	1								1	1
Natal Police	8		8							8		8
Not Stated	2	4	6					3	3	2	7	9
Overseers, P.W.D.	2		2							2		2

No. 29—Underberg Division (continued).

Occupations.	Europeans or Whites.			Indians and Asiatics.			Mixed and Others.			Total.		
	M.	F.	Total.	M.	F.	Total.	M.	F.	Total.	M.	F.	Total.
Overseers	1		1							1		1
Painters	2		2							2		2
Post Cart Driver									1		1	1
Postmasters	1		1							1		1
Storekeepers	2		2							2		2
Store Assistants	1		1							1		1
Stock Farmers	2		2							2		2
Servants, P.W.D.							2		2			2
School Teachers		2	2								2	2
Scholars	13	38	51				3		3	16	38	54
Servants							3		3	3		3

No. 30—Eshowe Division, Zululand.

Totals	325	250	575	47	33	80	29	25	54	400	308	708
Architects	1		1							1		1
Accountants and Bookkeepers ...	5		5							5		5
Barmen	2		2							2		2
Bricklayers	7		7							7		7
Boot and Shoe Makers	1		1							1		1
Boarding-house Keepers		1	1								1	1
Bank Clerks	2		2							2		2
Bakers	1		1							1		1
Bookkeepers, P.W.D.	4		4							4		4
Blacksmiths	1		1							1		1
Butchers	2		2							2		2
Builders	2		2							2		2
Brokers (General)	1		1							1		1
Cabinet Makers	1		1							1		1
Clerks (various)	8		8				1		1	9		9
Civil Servants	5		5							5		5
Carriers and Carters		1	1								1	1
Carpenters	12		12							12		12
Contractors	3		3							3		3
Chemists	2		2							2		2
Dist. Engineers, P.W.D. ...	1		1							1		1
Dependants	41	35	76	11	12	23	9	9	18	61	56	117
Domestic Duties		114	114		18	18		6	6		138	138
Domestic Servants		7	7	3		3		4	4	3	11	14
Dressmakers		1	1								1	1
Engine Drivers							1		1			1
Farmers and Assistants ...	3		3							3		3
Farm Labourers				3	2	5				3	2	5
Forest Officers	1		1							1		1
Farriers	1		1							1		1
Governesses		2	2								2	2

No. 30.—Eshowe Division, Zululand (continued).

Occupations.	Europeans or Whites.			Indians and Asiatics.			Mixed and Others.			Total.		
	M.	F.	Total.	M.	F.	Total.	M.	F.	Total.	M.	F.	Total.
Governor of Gaol ...	1	...	1	1	...	1
Guards, N.G.R. ...	1	...	1	1	...	1
Hotel Keepers ...	2	...	2	2	...	2
Interpreters ...	1	...	1	1	...	1
Independents ...	2	1	3	2	1	3
Journalists ...	1	...	1	1	...	1
Judges ...	2	...	2	2	...	2
Labourers ...	1	...	1	1	...	1
Labourers, N.G.R.	29	...	29	29	...	29
Labourers, P.W.D. ...	2	...	2	2	...	2
Librarians	1	...	1	1	...	1
Laundry Women	1	1	...	1	1	...	1	1	...	3	3
Locust Officers... ..	1	...	1	1	...	1
Missionaries ...	4	2	6	1	...	1	5	2	7
Musicians ...	1	...	1	1	...	1
Mechanical Engineers... ..	1	...	1	1	...	1
Miners	1	...	1	1	...	1
Ministers ...	4	...	4	1	...	1	5	...	5
Matrons	2	2	1	1	...	3	3
Managers, Commercial	1	...	1	1	...	1
Managers, Financial ...	1	...	1	1	...	1
Magistrates ...	1	...	1	1	...	1
Medical Practitioners... ..	3	...	3	3	...	3
Military Instructors ...	1	...	1	1	...	1
Millers ...	1	...	1	1	...	1
Mule Drivers	1	...	1	1	...	1
Natal Police ...	18	...	18	18	...	18
Nurses	6	6	6	6
Not Stated ...	2	2	4	2	2	4
Printers ...	2	...	2	2	...	2
Painters ...	2	...	2	2	...	2
Plumbers ...	1	...	1	1	...	1	1	...	1
Prospectors ...	2	...	2	2	...	2
Post Cart Drivers	2	...	2	2	...	2
Platelayers ...	2	...	2	2	...	2
Postmasters ...	2	...	2	2	...	2
Overseers, P.W.D. ...	9	...	9	9	...	9
Storekeepers ...	21	...	21	21	...	21
Store Assistants ...	23	...	23	23	...	23
School Teachers ...	2	7	9	1	1	2	3	8	11
Stock Inspectors ...	2	...	2	2	...	2
Stationmasters... ..	1	...	1	1	...	1
Salvation Army Officers	2	1	3	2	1	3
Saddlers ...	1	...	1	1	...	1
Scholars ...	82	66	148	7	3	10	89	69	158
Storekeepers, P.W.D....	1	...	1	1	...	1
Solicitors ...	1	...	1	1	...	1	2	...	2
Slaters ...	1	...	1	1	...	1
Transport Riders ...	3	...	3	2	...	2	5	...	5
Telegraphists	1	1	1	1
Transport Officers ...	1	...	1	1	...	1
Wagonmakers ...	5	...	5	5	...	5

No. 30A—N'qutu Division, Zululand.

Occupations.	Europeans or Whites.			Indians and Asiatics.			Mixed and Others.			Total.		
	M.	F.	Total.	M.	F.	Total.	M.	F.	Total.	M.	F.	Total.
Totals	79	67	146	1	...	1	3	1	4	83	68	151
Accountants and Bookkeepers ...	1	...	1	1	...	1
Butchers ...	1	...	1	1	...	1
Blacksmiths ...	1	...	1	1	...	1
Barmen ...	1	...	1	1	...	1
Civil Servants ...	6	...	6	6	...	6
Carpenters and Apprentices ...	1	...	1	1	...	1	2	...	2
Caretakers ...	2	...	2	2	...	2
Dependants ...	8	15	23	8	15	23
Domestic Servants	1	...	1	1	...	1
Domestic Duties	27	27	27	27
Farriers ...	1	...	1	1	...	1
Farmers and Assistants	2	...	2	2	...	2
Gaolers... ..	1	...	1	1	...	1
Hotel Keepers... ..	1	...	1	1	...	1
Independents	1	1	1	1
Laundrywomen	1	1	1	1
Ministers' ...	5	...	5	5	...	5
Missionaries ...	1	...	1	1	...	1
Magistrates ...	1	...	1	1	...	1
Miners ...	1	...	1	1	...	1
Medical Practitioners... ..	1	...	1	1	...	1
Masons ...	3	...	3	3	...	3
Natal Police ...	8	...	8	8	...	8
Nurses	2	2	2	2
Not Stated ...	2	...	2	2	...	2
Overseers, P.W.D. ...	3	...	3	3	...	3
Prospectors ...	2	...	2	2	...	2
Scholars ...	6	19	25	6	20	26
Storekeepers ...	11	...	11	11	...	11
Store Assistants ...	7	...	7	7	...	7
School Teachers	2	2	2	2
Transport Riders ...	1	...	1	1	...	1
Wagon Makers ...	1	...	1	1	...	1
Wagon Drivers	2	...	2	2	...	2

No. 30B.—Nkandhla Division, Zululand.

Totals	96	42	138	96	42	138
Accountants and Bookkeepers ...	1	...	1	1	...	1
Blacksmiths ...	1	...	1	1	...	1
Builders ...	1	...	1	1	...	1
Bricklayers ...	2	...	2	2	...	2
Clerks ...	1	...	1	1	...	1
Carpenters ...	4	...	4	4	...	4
Dependants ...	10	3	13	10	3	13

No. 30B—Nkandhla Division, Zululand (continued).

Occupations.	Europeans or Whites.			Indians and Asiatics.			Mixed and Others.			Total.		
	M.	F.	Total.	M.	F.	Total.	M.	F.	Total.	M.	F.	Total.
Domestic Duties	26	26	26	...	26
Farmers and Assistants ...	4	...	4	4	...	4
Forest Officers... ..	1	...	1	1	...	1
Gangers	1	...	1	1	...	1
Gaoler	1	...	1	1	...	1
Governesses	1	1	1	...	1
Hotel Keeper	1	...	1	1	...	1
Mine Manager... ..	1	...	1	1	...	1
Missionaries	3	...	3	3	...	3
Miners	2	...	2	2	...	2
Medical Practitioners... ..	1	...	1	1	...	1
Magistrates	1	...	1	1	...	1
Mining Engineers	1	...	1	1	...	1
Natal Police	6	...	6	6	...	6
Not stated	1	1	1	...	1
Overseers, P.W.D.	3	...	3	3	...	3
Prospectors	7	...	7	7	...	7
Photographers... ..	1	...	1	1	...	1
Painters	1	...	1	1	...	1
Plumbers	1	...	1	1	...	1
Postmistresses...	1	1	1	...	1
Solicitors	2	...	2	2	...	2
Surveyors	2	...	2	2	...	2
Sawyers	5	...	5	5	...	5
Storekeepers	10	...	10	10	...	10
Store Assistants	10	...	10	10	...	10
School Teachers	1	1	2	1	1	2
Scholars	9	9	18	9	9	18
Transport Riders	1	...	1	1	...	1

No. 30C—Emtongani Division, Zululand.

Totals	210	145	355	1	...	1	3	5	8	214	150	364
Accountants and Book-keepers	1	...	1	1	...	1
Builders	2	...	2	2	...	2
Blacksmiths	1	...	1	1	...	1
Boarding-house Keeper	1	1	1	...	1
Clerks	1	...	1	1	...	1
Cultivators	1	...	1	1	...	1
Civil Servants... ..	5	...	5	5	...	5
Carpenters	1	...	1	4	...	1
Dependants	43	33	76	2	2	43	35	78	78
Domestic Duties	69	69	3	3	...	72	...	72
Domestic Servants	1	...	1	...	1	2	2
Dairy Assistants	3	3	3	...	3
Dressmakers	1	1	1	...	1
Engineers	1	...	1	1	...	1
Farmers and Assistants	71	4	75	71	4	75

No. 30C.—Emtongani Division, Zululand (continued).

Occupations.	Europeans or Whites.			Indians and Asiatics.			Mixed and Others.			Total.		
	M.	F.	Total.	M.	F.	Total.	M.	F.	Total.	M.	F.	Total.
Farm Labourers	3	...	3	3	...	3
Gaolers... ..	1	...	1	1	...	1
Governesses	2	2	2	...	2
Hotel Keepers... ..	2	...	2	2	...	2
Independents	1	...	1	1	...	1
Mechanics	1	...	1	1	...	1
Millers	1	...	1	1	...	1
Medical Practitioners... ..	1	...	1	1	...	1
Missionaries	2	1	3	2	1	3
Masons... ..	1	...	1	1	...	1
Natal Police	10	...	10	10	...	10
Not stated	3	4	7	3	4	7
Overseers, P.W.D.	2	...	2	2	...	2
Postmasters	1	...	1	1	...	1
Post Cart Drivers	1	...	1	1	...	1
School Teachers	2	5	7	2	5	7
Scholars	34	22	56	34	22	56
Storekeepers	5	...	5	5	...	5
Store Assistants	7	...	7	1	...	1	8	...	8
Transport Riders	3	...	3	3	...	3
Wagon Drivers	3	...	3	3	...	3

No. 30D—Ndwandwe Division, Zululand.

Totals	51	24	75	4	10	14	55	34	89
Accountants and Book-keepers	1	...	1	1	...	1
Bricklayers	4	...	4	4	...	4
Civil Servants	1	...	1	1	...	1
Carpenters	1	...	1	1	...	1
Dependants	9	6	15	1	1	2	10	7	17
Domestic Duties	10	10	4	4	...	14	14
Domestic Servants	2	2	...	2	2
Engineers	1	...	1	1	...	1
Farmers and Assistants	2	...	2	2	...	2	4	...	4
Gaolers... ..	1	...	1	1	...	1
Governesses	1	1	1	...	1
Inspectors (C.S.)	1	...	1	1	...	1
Insurance Agents	1	...	1	1	...	1
Masons	1	...	1	1	...	1
Magistrates	1	...	1	1	...	1
Merchants	1	...	1	1	...	1
Medical Practitioners... ..	1	...	1	1	...	1
Natal Police	7	...	7	7	...	7
Overseers, P.W.D.	3	...	3	3	...	3
Painters	1	...	1	1	...	1
Storekeepers	5	1	6	5	1	6
Store Assistants	3	...	3	3	...	3
School Teachers	1	...	1	1	...	1
Scholars	6	6	1	3	4	1	9	10

No. 30D—Ndwandwe Division, Zululand (Continued).

Occupations.	Europeans or Whites			Indians and Asiatics.			Mixed and Others.			Total.		
	M.	F.	Total.	M.	F.	Total.	M.	F.	Total.	M.	F.	Total.
	Solicitors	1	...	1	1	...
Servants	1	...	1	1	...	1
Traders... ..	2	...	2	2	...	2
Veterinary Surgeons ...	1	...	1	1	...	1

No. 30E—Umfolosi Division, Zululand.

Totals	32	11	43	4	1	5	2	3	5	38	15	53
Clerks (C.S.)	1	...	1	1	...	1
Clerks, N.G.R.... ..	1	...	1	1	...	1
Diamond Drillers	1	...	1	1	...	1
Domestic Servants	2	1	3	2	1	3
Domestic Duties	7	7	...	1	1	...	1	1	...	9	9
Dependants	4	2	6	1	1	4	3	7
Gaolers	1	...	1	1	...	1
Labourers, N.G.R.	1	...	1	1	...	1
Medical Practitioners... ..	1	...	1	1	...	1
Missionaries	1	...	1	1	...	1
Ministers	1	...	1	1	...	1
Magistrates	1	...	1	1	...	1
Natal Police	5	...	5	5	...	5
Plumbers	1	...	1	1	...	1
Platelayers	5	...	5	5	...	5
Painters	1	...	1	1	...	1
Porters, N.G.R.	2	...	2	2	...	2
Pointsmen, N.G.R.	1	...	1	1	...	1
Scholars	1	...	1	1	1	1	1	2
Stationmasters... ..	2	...	2	2	...	2
Storekeepers	1	1	2	2	...	2	3	1	4
Store Assistants	1	...	1	1	...	1
Transport Riders	1	...	1	1	...	1

No. 30F—Ubombo Division, Zululand.

Totals	17	6	23	2	...	2	1	...	1	20	6	26
Civil Servants... ..	1	...	1	1	...	1
Carpenters	1	...	1	1	...	1
Contractors	1	...	1	1	...	1
Domestic Duties	1	1	1	1
Dependants	2	4	6	2	4	6
Gaolers... ..	1	...	1	1	...	1
Masons	4	...	4	4	...	4
Magistrates	1	...	1	1	...	1
Natal Police	3	...	3	3	...	3
Scholars	1	1	1	1
Storekeepers	2	...	2	1	...	1	3	...	3
Store Assistants	2	...	2	2	...	2
Wagon Drivers	1	...	1	1	...	1

No. 30C—Hlabisa Division, Zululand.

Occupations.	Europeans or Whites.			Indians and Asiatics.			Mixed and Others.			Total.		
	M.	F.	Total.	M.	F.	Total.	M.	F.	Total.	M.	F.	Total.
	Totals	66	27	93	5	...	5	1	...	1	72	27
Blacksmiths	1	...	1	1	...	1
Butchers	1	...	1	1	...	1
Bricklayers	1	...	1	1	...	1
Cleaners, N.G.R.	1	...	1	1	...	1	2	...	2
Civil Engineers	1	...	1	1	...	1
Clerks (N.S.)	1	...	1	1	...	1
Carpenters	3	...	3	3	...	3
Civil Servants... ..	1	...	1	1	...	1
Dependants	5	7	12	5	7	12
Diamond Drillers	2	...	2	2	...	2
Domestic Duties	8	8	8	8
Domestic Servants	3	...	3	3	...	3
Engine Drivers	3	...	3	3	...	3
Firemen	1	...	1	1	...	1
Forwarding Agents	1	...	1	1	...	1
Farmers and Assistants	1	...	1	1	...	1
Guards, N.G.R.	1	...	1	1	...	1
Gaolers... ..	1	...	1	1	...	1
Governesses	2	2	2	2
Labourers, N.G.R.	2	...	2	2	...	2
Miners	3	...	3	3	...	3
Medical Practitioners... ..	1	...	1	1	...	1
Mine Secretaries	1	...	1	1	...	1
Managers (Commercial)	2	...	2	2	...	2
Missionaries	4	3	7	4	3	7
Magistrates	1	...	1	1	...	1
Natal Police	7	...	7	7	...	7
Not Stated	1	...	1	1	...	1
Platelayers	3	...	3	3	...	3
Prospectors	1	...	1	1	...	1
Storekeepers	2	...	2	2	...	2
Store Assistants	4	...	4	4	...	4
Sawyers	1	...	1	1	...	1
Stationmasters... ..	2	...	2	2	...	2
Surveyors	1	...	1	1	...	1
Scholars	5	7	12	5	7	12
Wheelwrights	2	...	2	2	...	2

No. 30H—Ingwavuma Division, Zululand.

Totals	24	7	31	24	7	31
Accountants and Book-keepers	1	...	1	1	...	1
Border Guards... ..	2	...	2	2	...	2
Civil Servants	2	...	2	2	...	2
Dependants	1	1	2	1	1	2
Domestic Duties	4	4	4	4
Forest Officers	1	...	1	1	...	1
Gaolers... ..	1	...	1	1	...	1

No. 30H—Ingwavuma Division, Zululand (continued).

Occupations.	Europeans or Whites.			Indians and Asiatics.			Mixed and Others.			Total.		
	M.	F.	Total.	M.	F.	Total.	M.	F.	Total.	M.	F.	Total.
Magistrates ...	1	...	1	1	...	1
Missionaries ...	1	...	1	1	...	1
Medical Practitioners ...	2	...	2	2	...	2
Natal Police ...	8	...	8	8	...	8
Scholars ...	1	2	3	1	2	3
Storekeepers ...	2	...	2	2	...	2
Store Assistants ...	1	...	1	1	...	1

No. 30I.—Umlalazi Division, Zululand.

Totals	96	67	163	18	8	26	2	11	13	116	86	202
Accountants and Book-keepers ...	3	...	3	3	...	3
Agents ...	2	...	2	2	...	2
Barmen ...	2	...	2	2	...	2
Butchers ...	2	...	2	2	...	2
Carpenters and Apprentices ...	3	...	3	3	...	3
Civil Servants ...	1	...	1	1	...	1
Checkers, N.G.R. ...	1	...	1	1	...	1
Clerks, N.G.R. ...	1	...	1	1	...	1
Dependants ...	7	12	19	5	2	7	2	2	4	14	16	30
Domestic Duties	37	37	...	3	3	...	3	3	...	43	43
Domestic Servants	1	1	2	...	2	...	1	1	2	2	4
Dressmakers	1	1	1	1	1
Diamond Drillers	1	...	1	1	...	1
Farm Labourers	3	3	6	3	3	6
Forest Officers ...	1	...	1	1	...	1
Farmers and Assistants ...	4	...	4	1	1	4	1	5
Gaolers ...	1	...	1	1	...	1
Governesses	1	1	1	1	1
Gardeners	1	...	1	1	...	1
Hotel Keepers ...	1	...	1	1	...	1
Inspectors (C.S.) ...	1	...	1	1	...	1
Inspectors, N.G.R. ...	1	...	1	1	...	1
Labourers, N.G.R.	4	...	4	4	...	4
Ministers ...	2	...	2	2	...	2
Missionaries ...	7	4	11	7	4	11
Magistrates ...	1	...	1	1	...	1
Medical Practitioners ...	1	...	1	1	...	1
Miners ...	1	...	1	1	...	1
Natal Police ...	9	...	9	9	...	9
Not stated ...	1	1	2	1	1	2
Platelayers ...	7	...	7	7	...	7
Pointsmen, N.G.R.	2	...	2	2	...	2
School Teachers ...	1	...	1	1	...	1
Stationmasters ...	3	...	3	3	...	3
Supt. Leper Station ...	1	...	1	1	...	1
Storekeepers ...	6	...	6	6	...	6
Store Assistants ...	7	...	7	7	...	7
Scholars ...	14	10	24	4	4	14	14	28
Transport Riders ...	2	...	2	2	...	2
Traders ...	2	...	2	2	...	2

No. 30J.—Mahlabatini Division, Zululand.

Occupations.	Europeans or Whites.			Indians and Asiatics.			Mixed and Others.			Total.		
	M.	F.	Total.	M.	F.	Total.	M.	F.	Total.	M.	F.	Total.
Totals	29	22	51	29	22	51
Builders ...	1	...	1	1	...	1
Civil Servants ...	1	...	1	1	...	1
Dependants ...	4	8	12	4	8	12
Domestic Duties	8	8	8	8
Farmers and Assistants ...	1	...	1	1	...	1
Gaolers ...	1	...	1	1	...	1
Governesses	1	1	1	1
Independents ...	1	...	1	1	...	1
Magistrates ...	1	...	1	1	...	1
Missionaries ...	1	...	1	1	...	1
Matrons	1	1	1	1
Not stated	2	2	2	2
Natal Police ...	6	...	6	6	...	6
Masons ...	1	...	1	1	...	1
Scholars	2	2	2	2
Storekeepers ...	5	...	5	5	...	5
Store Assistants ...	4	...	4	4	...	4
Supt. P.W.D. ...	2	...	2	2	...	2

No. 31.—Municipality of Pietermaritzburg.

Totals	8,134	6,952	15,086	3,588	1,692	5,280	616	543	1,159	12,338	9,187	21,525
Agents (various) ...	43	...	43	43	...	43
Architects and Asstnts ...	26	...	26	26	...	26
Auctioneers and Clerks ...	14	...	14	14	...	14
Artists and Actors ...	16	6	22	16	6	22
Accountants and Book-keepers ...	181	16	197	4	...	4	185	16	201
Assayers and Amalgamators ...	1	...	1	1	...	1
Art Metal Workers ...	1	...	1	1	...	1
Bricklayers and Asstnts ...	242	...	242	9	...	9	25	...	25	276	...	276
Blacksmiths and Asstnts ...	102	...	102	2	...	2	13	...	13	117	...	117
Barmen and Barmaids ...	43	9	52	5	...	5	2	...	2	50	9	59
Butchers and Assistants ...	51	...	51	9	...	9	60	...	60
Bakers and Confectioners ...	40	6	46	5	2	7	1	...	1	46	8	54
Brick and Tile Makers ...	16	...	16	16	...	16
Boot and Shoe Makers ...	32	...	32	13	...	13	1	...	1	46	...	46
Barbers and Assistants ...	22	3	25	20	...	20	42	3	45
Brokers (General) ...	4	...	4	4	...	4
Brokers (Stock & Share) ...	7	...	7	7	...	7
Boarding-house Keepers and Assistants ...	5	33	38	2	...	2	7	33	40
Boiler Makers ...	1	...	1	1	...	1

No. 31—Municipality of Pietermaritzburg (continued.)

Table with 13 columns: Occupations, Europeans or Whites (M, F, Total), Indians and Asiatics (M, F, Total), Mixed and others (M, F, Total), Total (M, F, Total). Rows include various professions like Brewers, Bookbinders, Billiard Markers, etc.

No. 31.—Municipality of Pietermaritzburg (continued).

Table with 13 columns: Occupations, Europeans or Whites (M, F, Total), Indians and Asiatics (M, F, Total), Mixed and Others (M, F, Total), Total (M, F, Total). Rows include various professions like Editors and Journalists, Farmers, Fitters, etc.

No. 31.—Municipality of Pietermaritzburg (continued).

Occupations.	Europeans or Whites.			Indians and Asiatics.			Mixed and Others.			Total.		
	M.	F.	Total.	M.	F.	Total.	M.	F.	Total.	M.	F.	Total.
Millers and Assistants	17	...	17	17	...	17
Medical Practitioners...	19	1	20	19	1	20
Mineral Water Manufactur- ers and Assistants	12	...	12	1	...	1	1	...	1	14	...	14
Musicians	20	48	68	20	48	68
Midwives	...	2	2	1	1	...	3	3
Matrons (Hospital), etc.	...	18	18	...	1	1	19	11
Mechanics	17	...	17	17	...	17
Motormen	1	...	1	1	...	9
Master Mariners	2	...	2	2	...	2
Milliners	...	26	26	26	26
Mechanical Engineers...	49	...	49	49	...	49
Militia Staff Officers	2	...	2	2	...	2
Mining Engineers	5	...	5	5	...	5
Missionaries	5	6	11	5	6	11
Magistrates	7	...	7	7	...	7
Nurses, Hospital and Domestic	2	133	135	1	...	1	...	2	2	3	135	138
Not Stated	106	126	232	46	3	49	9	...	9	161	129	290
Opticians	2	...	2	2	...	2
Overseers	5	...	5	5	...	5
Outfitters and Asst'nts.	46	...	46	2	...	2	48	...	48
Organ Builders	3	...	3	3	...	3
Pattern Makers	1	...	1	1	...	1
Proprietors Restaurant	4	5	9	4	1	5	5	...	5	13	6	19
Plasterers	30	...	30	30	...	30
Platelayers	9	...	9	9	...	9
Painters and Glaziers	138	...	138	4	...	4	45	...	45	187	...	187
Publishers	6	...	6	6	...	6
Printers, Composers, etc.	164	1	165	1	...	1	4	...	4	169	1	170
Photographers and As- sistants	20	3	23	4	...	4	24	3	27
Plumbers and Tinsmiths	72	...	72	11	...	11	16	...	16	99	...	99
Prospectors	4	...	4	4	...	4
Produce Dealers	19	...	19	8	...	8	27	...	27
Police, Natal	114	...	114	7	...	7	121	...	121
Police, Borough	35	...	35	3	...	3	38	...	38
Poultry Farmers and Dealers	2	...	2	2	...	2
Pensioners, Civil and Military	16	...	16	1	...	1	17	...	17
Paupers	...	11	11	11	11
Porters	4	...	4	17	...	17	21	...	21
Pipelayers	1	...	1	1	...	1
Paper Makers	1	...	1	1	...	1
Pawnbrokers	1	...	1	1	...	1
Pointsmen, N.G.R.	35	...	35	35	...	35
Patients, N.G. Asylum	...	77	77	86	19	105	12	5	17	98	101	199
Quarrymen	1	...	1	1	...	1	2	...	2
Religious Sisterhood	...	12	12	12	12
Ricksha Owners	8	4	12	1	...	1	9	4	13
Speculators	5	...	5	5	...	5
Stock Farmers...	2	...	2	2	...	2
Scholars	1,445	1,759	3,204	242	81	323	107	97	204	1,794	1,937	3,731

No. 31.—Municipality of Pietermaritzburg (continued).

Occupations.	Europeans or Whites.			Indians and Asiatics.			Mixed and Others.			Totals.		
	M.	F.	Total.	M.	F.	Total.	M.	F.	Total.	M.	F.	Total.
Surveyors	21	...	21	21	...	21
Solicitors and Lawyers	57	...	57	57	...	57
Solicitors' Clerks	63	3	66	3	...	3	66	3	69
School Teachers	31	158	189	5	...	5	1	1	2	37	159	196
Stationers and Assist- ants	28	7	35	28	7	35
Saddlers and Assistants	36	...	36	41	...	41
Sailors	6	...	6	5	5
Sawyers	8	...	8	6	...	6
Stationmasters, N.G.R.	7	...	7	8	...	8
Storekeepers (General)	42	6	48	94	...	94	24	...	24	7	...	7
Store Assistants	138	99	237	175	1	176	17	13	30	160	6	166
Stewards	3	...	3	330	113	443
Signalmen, N.G.R.	1	...	1	1	...	1	3	...	3
Sugar Boilers	2	...	2	2	...	2
Shunters N.G.R.	3	...	3	2	...	2
Storekeepers, N.G.R.	2	...	2	3	...	3
Sail and Tent Makers	5	1	6	2	2	2	...	2
Secretaries (General)	7	3	10	7	1	10
Sirdars	7	...	7	7	3	10
Shipping Agents	1	...	1	7	...	7
Taxidermists	1	...	1	1	...	1
Typists and Shorthand Writers	4	25	29	1	...	1
Ticket Inspectors, N.G.R.	3	...	3	4	25	29
Transport Riders	5	...	5	3	...	3
Telephone Operators	...	4	4	1	...	1	5	...	5
Timber Storemen	1	...	1	1	4	5
Trainers	2	...	2	1	...	1
Tailors and Assistants	77	2	79	13	...	13	5	...	5	95	2	97
Tobacconists	15	...	15	15	...	15
Upholsterers, N.G.R.	3	...	3	3	...	3
Undertakers	2	...	2	2	...	2
Upholsterers	12	...	12	12	...	12
Vergers	1	...	1	1	...	1
Veterinary Surgeons	4	...	4	4	...	4
Wattle Growers	1	...	1	1	...	1
Wagon Examiners, N.G.R.	9	...	9	9	...	9
Wagon Builders, N.G.R.	2	...	2	2	...	2
Watchmakers	16	...	16	1	...	1	17	...	17
Wool Merchants and Assistants	5	...	5	5	...	5
Waiters	4	17	21	147	...	147	3	1	4	154	18	172
Wire Workers...	3	...	3	6	...	6	9	...	9
Wine and Spirit Mer- chants	7	...	7	7	...	7
Wagonmakers and As- sistants	48	...	48	7	...	7	7	...	7	62	...	62
Wheelwrights	13	...	13	1	...	1	14	...	14
Weavers	1	...	1	1	...	1

No. 32—Municipality of Durban.

Occupation.	Europeans or Whites.			Indians and Asiatics.			Mixed and Others.			Total.		
	M.	F.	Total.	M.	F.	Total.	M.	F.	Total.	M.	F.	Total.
Totals	18,777	12,525	31,302	10,509	5,122	15,631	1,109	871	1,980	30,395	18,518	48,913
Agents (various) ...	190	...	190	15	...	15	2	...	2	207	...	207
Architects and Assistants ...	47	...	47	47	...	47
Auctioneers and Assistants ...	35	...	35	35	...	35
Artists ...	22	18	40	22	18	40
Accountants and Bookkeepers ...	463	26	489	35	...	35	9	...	9	507	26	533
Assayers ...	5	...	5	5	...	5
Asphalters ...	9	...	9	9	...	9
Art Metal Workers ...	1	...	1	1	...	1
Apprentices (N.S.) ...	4	...	4	4	...	4
Bricklayers and Assistants ...	499	...	499	55	...	55	19	...	19	573	...	573
Blacksmiths and Assistants ...	211	...	211	7	...	7	22	...	22	240	...	240
Barmen and Barmaids ...	105	9	114	10	...	10	1	...	1	116	9	125
Butchers and Assistants ...	145	...	145	17	...	17	162	...	162
Basket-makers ...	1	...	1	3	...	3	4	...	4
Bakers and Confectioners ...	84	1	85	21	...	21	1	2	3	106	3	109
Brick and Tile Makers ...	11	...	11	11	...	11
Boot and Shoe Makers ...	46	...	46	42	...	42	1	...	1	89	...	89
Barbers and Assistants ...	67	3	70	57	...	57	3	...	3	127	3	130
Brokers (General) ...	17	...	17	17	...	17
Brokers (Stock & Share) ...	20	...	20	20	...	20
Boarding-house Keepers ...	25	62	87	2	...	2	27	62	89
Boiler Makers ...	157	...	157	20	...	20	177	...	177
Brewers and Assistants ...	17	...	17	2	...	2	19	...	19
Bookbinders and Assistants ...	29	...	29	3	...	3	4	7	11	36	7	43
Boatmen ...	15	...	15	8	...	8	23	...	23
Brass Workers ...	26	...	26	26	...	26
Bookmakers (Turk) ...	17	...	17	17	...	17
Boat Builders ...	10	...	10	10	...	10
Billiard Markers ...	25	...	25	5	...	5	30	...	30
Billiard Table Makers ...	3	...	3	3	...	3
Builders and Assistants ...	196	...	196	196	...	196
Bank Clerks ...	163	...	163	163	...	163
Bacon Curers ...	4	...	4	4	...	4
Coach and Wagon Builders, N.G.R. ...	172	...	172	1	...	1	173	...	173
Contractors (Railway) ...	2	...	2	2	...	2
Clerks, various ...	906	2	908	61	...	61	24	...	24	991	2	993
Carpenters and Assistants ...	1,232	...	1,232	103	...	103	35	...	35	1,370	...	1,370
Contractors (General) ...	60	...	60	1	...	1	61	...	61
Chemists and Druggists ...	98	...	98	1	...	1	2	...	2	101	...	101
Civil Servants ...	529	...	529	5	...	5	7	...	7	541	...	541
Commercial Travellers ...	125	...	125	125	...	125
Cooks ...	44	...	44	214	...	214	3	...	3	261	...	261
Cabinet Makers and Polishers ...	75	...	75	1	...	1	76	...	76

No. 32.—Municipality of Durban (continued).

Occupations.	Europeans or Whites.			Indians and Asiatics.			Mixed and Others.			Total.		
	M.	F.	Total.	M.	F.	Total.	M.	F.	Total.	M.	F.	Total.
Coachmen and Grooms ...	61	...	61	33	...	33	24	...	24	118	...	118
Coachbuilders and Assistants ...	51	...	51	4	...	4	55	...	55
Consuls ...	5	...	5	2	...	2	21	...	21
Coppersmiths ...	19	...	19	24	...	24
Cycle Dealers and Mechanics ...	24	...	24	24	...	24
Carriage Cleaners and Examiners, N.G.R. ...	46	...	46	3	...	3	49	...	49
Carriers and Carters ...	72	...	72	160	...	160	44	1	45	276	1	277
Caretakers ...	21	2	23	4	2	6	6	...	6	31	4	35
Coal Merchants ...	18	...	18	18	...	18
Curators ...	4	...	4	4	...	4
Capitalists ...	9	...	9	9	...	9
Coopers and Assistants ...	5	...	5	5	...	5
Conductors ...	49	...	49	49	...	49
Cigar and Cigarette Makers ...	9	...	9	41	9	50	50	9	59
Clerks, etc., N.G.R. ...	626	2	628	7	...	7	633	2	635
Cleaners, (Engine) N.G.R. ...	6	...	6	3	...	3	9	...	9
Curio Dealers ...	2	...	2	2	...	2
Clerks of Works ...	18	...	18	18	...	18
Cattle and Horse Dealers ...	16	...	16	2	...	2	18	...	18
Dependants ...	1,931	1,794	3,725	1,631	1,779	3,410	190	139	329	3,752	3,712	7,464
Domestic Duties	6,706	6,706	...	2,451	2,451	...	428	428	...	9,585	9,595
Domestic Servants ...	6	329	335	429	78	507	22	46	68	457	453	910
Drapers and Assistants ...	167	82	249	167	82	249
Dairy Farmers and Assistants	3	3	4	...	4	4	3	7
Dressmakers	292	292	...	4	4	...	38	38	...	334	334
Diamond Drillers ...	2	...	2	2	...	2
Drill Instructors ...	3	...	3	3	...	3
Draughtsmen ...	20	...	20	20	...	20
Detectives ...	7	...	7	7	...	7
Dentists and Assistants ...	23	...	23	23	...	23
Divers ...	5	...	5	2	...	2	7	...	7
Dyers and Cleaners ...	4	1	5	4	1	5
Dhobies	274	13	287	...	1	1	274	14	288
Loco. and Stationary Engine Drivers ...	236	...	236	18	...	18	3	...	3	257	...	257
Engineers, Electrical ...	103	...	103	103	...	103
Engineers, General ...	175	...	175	175	...	175
Electricians ...	110	...	110	1	...	1	111	...	111
Editors ...	2	...	2	2	...	2
Engravers ...	5	...	5	5	...	5
Entomologist ...	1	...	1	1	...	1
Electro Platers ...	1	...	1	1	...	1
Fish Merchants and Assistants ...	18	...	18	1	...	1	19	...	19
Farrriers ...	46	...	46	2	...	2	48	...	48
Farmers and Assistants ...	39	1	40	7	3	10	4	...	4	50	4	54
Farm Labourers ...	1	...	1	1	...	1
Fishermen ...	27	...	27	35	1	36	3	...	3	65	1	66
Fitters and Assistants ...	281	...	281	28	...	28	309	...	309
Furniture Dealers ...	21	...	21	21	...	21
Florists and Assistants ...	1	3	4	1	3	4

No. 32—Municipality of Durban (continued).

Occupations.	Europeans or Whites.			Indians and Asiatics.			Mixed and Others.			Total.		
	M.	F.	Total.	M.	F.	Total.	M.	F.	Total.	M.	F.	Total.
Fruiterers ...	8	1	9	70	...	70	78	1	79	
Firemen and Stokers ...	121	...	121	133	...	133	14	...	14	268	...	268
Firemen (Municipal) ...	21	...	21	21	...	21	
Grocers and Assistants	241	1	242	28	...	28	54	...	54	323	1	324
Gardeners ...	22	...	22	122	4	126	144	4	148	
Guards, N.G.R. ...	81	...	81	81	...	81	
Gangers, N.G.R. ...	18	...	18	3	...	3	21	...	21
Governesses	13	13	2	2	...	15	15
Gunsmiths ...	4	...	4	4	...	4	
Hotel Keepers and Managers ...	61	12	73	61	12	73	
Hospital Attendants ...	1	...	1	2	1	3	3	1	4	
Hawkers ...	7	4	11	734	54	788	3	...	3	744	58	802
Independents ...	125	88	213	27	2	29	3	3	6	155	93	248
Ironmongers and Assistants ...	187	1	188	187	1	188	
Ironworkers and Assistants ...	66	...	66	9	...	9	75	...	75
Insurance Agents ...	48	2	50	48	2	50	
Journalists ...	27	2	29	27	2	29	
Jockeys ...	18	...	18	1	...	1	19	...	19
Jewellers and Assistants	67	1	68	158	...	158	1	...	1	226	1	227
Jam Manufacturers ...	4	1	5	...	1	1	4	2	6	
Jugglers	6	...	6	6	...	6	
Lampmen, N.G.R. ...	1	...	1	9	...	9	10	...	10	
Linesmen, Telegraph ...	14	...	14	14	...	14	
Lightermen ...	3	...	3	3	...	3	
Lighthouse Keepers ...	3	...	3	3	...	3	
Labourers, General ...	198	...	198	3,530	532	4,062	56	...	56	3,784	532	4,316
Labourers, N.G.R. ...	98	...	98	19	...	19	117	...	117	
Lanndry Men and Women	2	9	11	35	21	56	37	30	67
Locksmiths ...	3	...	3	3	...	3	
Librarians ...	1	1	2	1	1	2	
Municipal Employees ...	92	...	92	413	...	413	505	...	505	
Marine Signalmen ...	2	...	2	2	...	2	
Metallurgists ...	1	...	1	1	...	1	
Mattress Makers	1	1	2	1	1	2	
Mechanics (General) ...	130	...	130	1	...	1	10	...	10	141	...	141
Marine Engineers ...	62	...	62	2	...	2	64	...	64
Messengers	67	...	67	67	...	67	
Ministers and Priests ...	77	...	77	19	...	19	1	...	1	97	...	97
Miners ...	23	...	23	3	...	3	26	...	26	
Masons ...	73	...	73	8	...	8	10	...	10	91	...	91
Managers (Commercial)	79	...	79	1	1	79	1	80
Managers, Financial ...	8	...	8	8	...	8	
Merchants and Assistants	202	...	202	4	...	4	2	...	2	208	...	208
Millers and Assistants	10	...	10	10	...	10	
Medical Practitioners ...	34	1	35	2	...	2	4	...	4	40	1	41
Mineral Water Manufacturers ...	29	1	30	14	...	14	1	...	1	44	1	45
Musicians ...	35	42	77	1	1	35	43	78
Midwives	4	4	4	4
Matrons	11	11	11	11
Master Mariners ...	44	...	44	44	...	44	

No. 32—Municipality of Durban (continues).

Occupations.	Europeans or Whites.			Indians and Asiatics.			Mixed and Others.			Total.		
	M.	F.	Total.	M.	F.	Total.	M.	F.	Total.	M.	F.	Total.
Milliners and Assistants	...	62	62	62	62
Matchmakers ...	2	3	5	2	3	5
Mechanical Engineers ...	177	...	177	14	...	14	191
Mining Engineers ...	18	...	18	18	18
Missionaries ...	6	7	13	6	7	13
Magistrates ...	3	...	3	3	...	3
Musical Instrument Dealers	5	...	5	5	...	5
Motormen ...	67	...	67	67	...	67
Managers (Railway) ...	3	...	3	3	...	3
Militia Staff Officers ...	1	...	1	1	...	1
Not stated ...	207	...	207
Nurses, Professional and Domestic	...	209	209	11	...	11	218
Opticians ...	4	...	4	4	...	4
Overseers ...	16	...	16	5	...	5	21
Outfitters and Assistants	87	...	87	87	...	87
Organ Builders	1	...	1	1	...	1
Officers and Soldiers (H.M.S.)	12	...	12	12	...	12
Plasterers ...	201	...	201	7	...	7	208
Platelayers ...	27	...	27	1	...	1	2	...	2	30	...	30
Painters ...	330	...	330	28	...	28	50	...	50	408	...	408
Publishers ...	3	1	4	3	1	4
Printers and Composers	233	...	233	33	...	33	14	...	14	280	...	280
Photographers and Assistants	37	9	46	4	...	4	1	...	1	42	9	51
Plumbers and Tinsmiths	186	...	186	40	...	40	23	...	23	249	...	249
Prospectors ...	3	...	3	3	...	3	
Professional Sportsmen	2	...	2	2	...	2	
Produce Merchants ...	72	2	74	26	...	26	98	2	100	
Poultry Farmers ...	5	...	5	5	...	5	
Police, Borough ...	93	...	93	10	...	10	1	...	1	104	...	104
Police, Natal ...	61	...	61	7	...	7	68	...	68	
Police, Water ...	27	...	27	27	...	27	
Pensioners C.S. ...	14	...	14	14	...	14	
Paupers	8	8	1	1	2	1	9	10	
Porters Hotel & General	19	...	19	5	...	5	24	...	24	
Pilots ...	7	...	7	7	...	7	
Planters, Tea and Sugar	5	...	5	5	...	5	
Paper Makers ...	3	...	3	3	...	3	
Physiologists ...	1	...	1	1	...	1	
Pumpmen, N.G.R.	8	...	8	8	...	8	
Pointsmen, N.G.R.	5	...	5	5	...	5	
Pattern Makers ...	16	...	16	1	...	1	17	...	17
Patients in Hospital (not specified)	50	31	81	50	31	81
Religious Sisterhoods	3	3	3	...	3
Riggers ...	33	...	33	33	...	33	
Rivitters ...	31	...	31	19	...	19	50	...	50
Ricksha Owners ...	29	...	29	1	...	1	30	...	30	
Restaurant Keepers ...	45	6	51	3	...	3	48	6	54	
Sweeps ...	1	...	1	1	...	1	
Speculators ...	15	...	15	15	...	15	

No. 32—Municipality of Durban (continued).

Occupations.	Europeans or Whites.			Indians and Asiatics.			Mixed and Others.			Total.		
	M.	F.	Total.	M.	F.	Total.	M.	F.	Total.	M.	F.	Total.
Stockmen	1	...	1	1	1
Scholars	2,299	2,187	4,486	439	142	581	173	162	335	2,911	2,491	5,402
School Teachers ...	51	205	256	13	3	16	...	3	3	64	211	275
Surveyors	23	...	23	23	...	23
Solicitors and Lawyer	61	...	61	1	...	1	62	...	62
Solicitors' Clerks ...	45	1	46	45	1	46
Stationers and Assistants	43	3	46	2	...	2	40	3	43
Saddlers and Assistants	34	...	34	4	...	4	2	...	2	40	...	40
Sailors and Ship' Officers	85	...	85	5	...	5	7	...	7	97	...	97
Shipwrights	51	...	51	2	...	2	1	...	1	54	...	54
Sawyers	31	...	31	31	...	31
Stationmasters, N.G.R.	15	...	15	15	...	15
Storekeepers (General)	121	7	128	318	5	323	13	...	13	452	12	464
Storekeepers' Assistants	390	139	529	333	...	333	21	5	26	744	144	888
Stewards	13	...	13	13	...	13
Sugar Bo lers	2	...	2
Shunters, N.G.R. ...	52	...	52	2	...	2	2	...	2
Sail and Tent Makers...	51	...	51	1	...	1	3	...	3	55	...	55
Soap Factors	1	...	1	52	...	52
Ship Owners	3	...	3	1	...	1
Secretaries	17	4	21	3	...	3
Sirdars	92	...	92	1	...	1	17	4	21
Shipping and Forwarding Agents	44	...	44	1	...	1	93	...	93
Shipping Clerks ...	266	...	266	2	...	2	45	...	45
Signalmen	35	...	35	268	...	268
Typists and Shorthand Writers	18	92	110	35	...	35
Ticket Inspectors, N.G.R.	17	...	17	4	...	4	18	96	114
Transport Riders ...	1	...	1	17	...	17
Trainers (Horse) ...	8	...	8	1	...	1
Tailors and Assistants...	138	...	138	92	...	92	2	...	2	8	...	8
Tobacconists and Assistants	27	...	27	9	...	9	232	...	232
Tanners	2	...	2	36	...	36
Upholsterers, N.G.R. ...	14	...	14	2	...	2
Undertakers	8	...	8	14	...	14
Upholsterers	25	3	28	3	...	3	8	...	8
Telephone Operators	16	16	28	3	31
Tea Tasters	1	...	1	16	...	16
Veterinary Surgeons ...	5	...	5	1	...	1
Watchmakers	27	...	27	1	...	1	6	...	6
Wool Merchants and Assistants	7	...	7	1	...	1	28	...	28
Waiters	38	27	65	299	3	302	2	7	9	7	...	8
Wire Workers	6	...	6	339	37	376
Wine and Spirit Merchants and Assistants	26	...	26	6	...	6
Wharfingers	6	...	6	26	...	26
Wagon Makers and Assistants	15	...	15	1	...	1	8	...	8	6	...	6
Wheelwrights	19	...	19	24	...	24
Warders (Convict) ...	26	...	26	...	2	2	19	...	19
										26	2	28

No. 33—Municipality of Ladysmith.

Occupations.	Europeans or Whites.			Indians and Asiatics.			Mixed and Others.			Total.		
	M.	F.	Total.	M.	F.	Total.	M.	F.	Total.	M.	F.	Total.
Totals	1,284	985	2,269	781	355	1,136	37	47	84	2,102	1,387	3,489
Artists	3	...	3	1	...	1	4	...	4
Architects	1	...	1	1	...	1
Agents (various) ...	5	...	5	5	...	5
Accountants and Bookkeepers	10	...	10	5	...	5	15	...	15
Assayers	1	...	1	1	...	1
Auctioneers	1	...	1	1	...	1
Builders and Assistants	15	...	15	15	...	15
Boot and Shoe Makers	3	...	3	1	...	1	4	...	4
Brewers and Assistants	1	...	1	1	...	1
Bakers and Assistants...	6	...	6	2	...	2	1	...	1	1	...	1
Blacksmiths	19	...	19	1	...	1	1	...	1	9	...	9
Brickmakers	7	...	7	13	...	13	20	...	20
Bricklayers	12	...	12	1	...	1	4	...	4	17	...	17
Barmen	15	...	15	3	...	3	18	...	18
Boiler Makers	4	...	4	4	...	4
Boarding-house Keepers	1	7	8	1	7	8
Butchers and Assistants	10	...	10	1	...	1	11	...	11
Bookmakers (Turf) ...	1	...	1	1	...	1
Barbers	3	...	3	5	...	5	8	...	8
Basket Makers	3	...	3	3	...	3
Coachmen and Grooms	6	...	6	3	...	3	2	...	2	11	...	11
Chemists and Druggists	4	...	4	4	...	4
Civil Servants	34	...	34	1	...	1	35	...	35
Carpenters	58	...	58	4	...	4	2	...	2	64	...	64
Cabinet Makers	1	...	1	1	...	1
Contractors (General)...	6	...	6	6	...	6
Coach Builders	8	...	8	8	...	8
Carriage Exmrs., N.G.R.	12	...	12	12	...	12
Cooks	2	...	2	18	...	18	20	...	20
Caretakers	1	...	1	1	...	1	2	...	2
Clerks, various... ..	41	1	42	1	...	1	42	1	43
Carriers and Carters ...	1	...	1	4	...	4	4	...	4	9	...	9
Coach Builders, N.G.R.	1	...	1	1	...	1
Clerks, &c., N.G.R. ...	59	...	59	59	...	59
Domestic Servants	16	16	42	4	46	3	...	3	45	20	65
Drapers and Assistants	9	1	10	9	1	10
Dyers and Cleaners ...	1	...	1	1	...	1
Dentists	2	...	2	2	...	2
Dependants	134	184	318	151	119	270	9	17	26	294	320	614
Dairy Farmers	1	1	1	1
Dressmakers	16	16	16	16
Domestic Duties	490	490	...	189	189	...	26	26	...	705	705
Electrical Engineers ...	15	...	15	15	...	15
Engineers (Mechanical)	6	...	6	6	...	6
Engineers (General) ...	8	...	8	8	...	8
Engine Drivers, N.G.R.	58	...	58	7	...	7	65	...	65
Engine Cleaners, N.G.R.	17	...	17	17	...	17
Fitters (Mechanical), N.G.R.	29	...	29	29	...	29
Firemen and Stokers, N.G.R.	63	...	63	2	...	2	65	...	65

No. 33.—Municipality of Ladysmith (continued).

Occupations.	Europeans or Whites.			Indians and Asiatics.			Mixed and Others.			Total.		
	M.	F.	Total.	M.	F.	Total.	M.	F.	Total.	M.	F.	Total.
Farmers	25	1	26	5	1	6				32	2	32
Fencers...	1		1							1		1
Farriers	3		3				1		1	4		4
Farm Labourers				5	25	30				5	25	30
Fruiters				9	3	12				9	3	12
Guards, N.G.R.	47		47							47		47
Grocers and Assistants	13		13	4		4				17		17
Gangers, N.G.R.	3		3	5		5				8		8
Gardeners	3		3	29	4	33				32	4	36
Governesses		2	2								2	2
Hotel Proprietors	6	1	7							6	1	7
Hawkers	1		1	29		29				30		30
Jockeys							1		1	1		1
Independents	9	4	13							9	4	13
Ironmongers and Assistants	7		7							7		7
Jewellers and Asstnts.	3	2	5	10		10				13	2	15
Journalists	1		1							1		1
Laundrymen and Women		4	4	11		11		1	1	11	5	16
Loco. Foreman, N.G.R.	1		1							1		1
Labourers, General	10		10	232		232	3		3	245		245
Matrons, Gaol		1	1								1	1
Masons	24		24				1		1	25		25
Miners	3		3							3		3
Mechanics, General	5		5							5		5
Musicians	2	4	6							2	4	6
Millers and Assistants	4		4							4		4
Managers (Bank)	2		2							2		2
Mineral Water Manufacturers	1		1							1		1
Ministers and Priests	3		3	3		3				6		6
Magistrates	1		1							1		1
Municipal Employees	2		2							2		2
Medical Practitioners	5		5							5		5
Nurses		11	11	2		2				2	11	13
Outfitters and Assistants	6		6							6		6
Opticians	1		1							1		1
Printers and Compositors	4		4							4		4
Plumbers and Tinsmiths	16		16	1		1				17		17
Platelayers	5		5							5		5
Painters and Decorators	20		20	5		5				25		25
Police, Municipal	3		3	1		1				4		4
Police, Natal	18		18							18		18
Photographers and Assistants	6		6	1		1				7		7
Paupers	1		1	2		2		1	1	3	1	4
Plasterers	5		5							5		5
Pointsmen, N.G.R.				1		1				1		1
Scholars	217	20	426	26	7	33	3	2	5	246	218	464
Speculators	1		1							1		1
Saddlers	2		2							2		2
Sculptors	1		1							1		1
Storekeepers (General)	10		10	41		41				51		51
Storekeepers' Assistants	21	10	31	61		61				82	10	92
School Teachers	5	16	21	1		1				6	16	22
Shunters, N.G.R.	9		9							9		9

No. 33—Municipality of Ladysmith (continued).

Occupation.	Europeans or Whites.			Indians and Asiatics.			Mixed and Others.			Total.		
	M.	F.	Total.	M.	F.	Total.	M.	F.	Total.	M.	F.	Total.
Soldiers...	1		1							1		1
Solicitors and Lawyers	8		8							8		8
Stationmasters, N.G.R.	3		3							3		3
Surveyors	6		6							6		6
Telephone Operators		2	2								2	2
Trainers (Horse)	1		1							1		1
Ticket Collectors, N.G.R.	4		4							4		4
Tailors and Assistants	12		12	3		3	1		1	16		16
Travellers (Commercial)	7		7							7		7
Typists and Stenographers		2	2								2	2
Upholsterers	1		1							1		1
Undergraduates	1		1							1		1
Wheelwrights and Assistants	4		4				1		1	5		5
Veterinary Surgeons	3		3							3		3
Watchmakers	2		2							2		2
Wool Merchants	1		1							1		1
Waiters...				27		27	1		1	28		28

No. 34—Municipality of Newcastle.

Totals	614	552	1,166	348	167	515	32	65	97	994	784	1,778
Accountants and Bookkeepers	9	2	11	1		1				10	2	12
Agents (various)	3		3							3		3
Auctioneers	2		2							2		2
Agents (Forwarding)	1		1							1		1
Artists		2	2								2	2
Blacksmiths	8		8	3		3				11		11
Barbers...	2		2	1		1				3		3
Butchers and Assistants	6		6							6		6
Bricklayers	8		8	1		1	1		1	10		10
Bakers and Assistants	9	1	10							9	1	10
Builders	9		9							9		9
Barmen...	6		6	1		1				7		7
Brickmakers	3		3							3		3
Boarding-house Keepers		7	7								7	7
Boot and Shoe Makers				2		2	2		2	4		4
Commercial Travellers	5		5							5		5
Carpenters and Apprentices	31		31	1		1				32		32
Carriage Examiners, N.G.R.	4		4							4		4
Civil Servants	23		23							23		23
Clerks, etc., N.G.R.	22		22							22		22
Contractors (General)	1		1							1		1
Chemists and Drugists	4		4							4		4
Clerks (Bank)	7		7							7		7

No. 34.—Newcastle Division (continued).

Occupations.	Europeans or Whites.			Indians and Asiatics.			Mixed and Others.			Total.		
	M.	F.	Total.	M.	F.	Total.	M.	F.	Total.	M.	F.	Total.
	Carriers and Carters ...	3	...	3	1	...	1	2	...	2	6	...
Clerks (Solicitors) ...	1	...	1	1	...	1
Cooks ...	1	...	1	10	...	10	11	...	11
Coachmen and Grooms ...	2	...	2	1	...	1	1	...	1	4	...	4
Caretakers	1	...	1	1	...	1
Clerks (various) ...	5	...	5	5	...	5	10	...	10
Cultivators	6	...	6	6	...	6
Dependants ...	64	70	140	69	65	134	13	25	38	146	163	312
Domestic Servants ...	1	9	10	10	89	99	2	4	6	13	102	115
Domestic Duties	278	278	14	14	...	292	...	292
Drapers and Assistants ...	3	...	3	3	...	3
Draughtsmen ...	1	...	1	1	...	1
Drill Inspectors (Mine) ...	1	...	1	1	...	1
Dairy Farmers ...	1	...	1	1	...	1
Dentists ...	2	...	2	2	...	2
Dressmakers	8	8	8	...	8
Dhobies	6	...	6	6	...	6
Electricians ...	6	...	6	6	...	6
Engine Drivers, N.G.R. ...	10	...	10	10	...	10
Engine Cleaners ...	3	...	3	3	...	3
Engineers (Mining) ...	1	...	1	1	...	1
Engineers (General) ...	2	...	2	2	...	2
Farmers ...	17	...	17	17	...	17
Farriers ...	2	...	2	2	...	2
Farm Assistants ...	1	2	3	1	2	3	2	4	6
Fruiterers ...	1	...	1	7	...	7	8	...	8
Fitters ...	3	...	3	3	...	3
Gunsmiths ...	1	...	1	1	...	1
Gangers, N.G.R. ...	1	...	1	1	...	1
Grocers ...	7	...	7	7	...	7
Guards, N.G.R. ...	4	...	4	4	...	4
Gardeners	1	...	1	1	...	1
Hotel Keepers ...	6	...	6	6	...	6
Hawkers	21	8	29	21	8	29
Ironmongers and Assistants ...	1	...	1	1	...	1
Independents ...	16	1	17	1	...	1	17	1	18
Jockeys ...	1	...	1	1	...	1
Jewellers and Assistants	3	...	3	3	...	3
Linesmen (Telegraph) ...	1	...	1	1	...	1
Laundrymen and Women ...	1	1	2	...	1	1	...	8	8	1	10	11
Labourers (General) ...	8	...	8	56	...	56	1	...	1	65	...	65
Labourers, N.G.R.	19	...	19	19	...	19
Musicians	2	2	2	...	2
Miners ...	8	...	8	7	...	7	15	...	15
Mineral Water Manuf'rs ...	4	...	4	4	...	4
Ministers and Priests ...	3	...	3	3	...	3	6	...	6
Managers (Bank) ...	3	...	3	3	...	3
Managers (Mine) ...	2	...	2	2	...	2
Millers and Assitants ...	4	...	4	4	...	4
Managers (Commercial) ...	1	...	1	1	...	1
Managers (Restaurant) ...	1	...	1	1	...	1
Masons ...	1	...	1	1	...	1

No. 34.—Newcastle Division (continued).

Occupations.	Europeans or Whites.			Indians and Asiatics.			Mixed and Others.			Total.		
	M.	F.	Total.	M.	F.	Total.	M.	F.	Total.	M.	F.	Total.
	Magistrates ...	1	...	1	1	...
Medical Practitioners ...	3	...	3	3	...	3
Merchants (Timber) ...	1	...	1	1	...	1
Municipal Employees ...	3	...	3	3	...	3
Messengers, N.G.R.	1	...	1	1	...	1
Not Stated ...	1	...	1	1	...	1
Nurses	10	10	1	11	11
Overseers ...	4	...	4	1	...	1	5	...	5
Outfitters and Assistants ...	2	...	2	2	...	2
Photographers ...	3	1	4	3	1	4
Plasterers ...	3	...	3	3	...	3
Painters ...	15	...	15	15	...	15
Printers and Compositors ...	6	...	6	6	...	6
Police, Borough ...	2	...	2	2	...	2
Police, Natal ...	15	...	15	3	...	3	18	...	18
Plumbers and Tinsmiths ...	5	...	5	5	...	5
Porters, N.G.R.	6	...	6	6	...	6
Platelayers ...	2	...	2	2	...	2
Quarrymen ...	1	...	1	1	...	1
Riggers ...	1	...	1	1	...	1
Restaurant Keepers	3	...	3	3	...	3
Scholars ...	135	126	261	8	2	10	7	13	20	150	141	291
Solicitors ...	2	...	2	2	...	2
Store Assistants ...	11	1	12	49	...	49	60	1	61
Saddlers ...	2	...	2	2	...	2
Storekeepers (General) ...	8	8	16	23	...	23	31	8	39
Stationmasters, N.G.R. ...	2	...	2	2	...	2
School Teachers ...	2	17	19	2	17	19
Tailors and Assistants ...	5	...	5	1	...	1	6	...	6
Transport Riders ...	1	...	1	1	...	1
Veterinary Surgeons ...	1	...	1	1	...	1
Wheelwrights ...	1	...	1	1	...	1
Watchmakers ...	3	...	3	3	...	3
Wagon Builders ...	4	...	4	1	...	1
Wine and Spirit Merchants ...	1	...	1	1	...	1
Waiters	18	...	16	16	...	16

No. 35.—Municipality of Dundee.

Totals	685	627	1,312	313	95	408	27	23	50	1,025	745	1,770
Agents (various) ...	8	...	8	8	...	8
Accountants and Bookkeepers ...	14	...	14	2	...	2	16	...	16
Auctioneers ...	3	...	3	3	...	3
Architects ...	1	...	1	1	...	1
Artists ...	1	...	1	1	...	1
Agents (Forwarding) ...	1	...	1	1	...	1
Basket Makers	1	...	1	1	...	1
Barmen ...	3	...	3	1	...	1	4	...	4

No. 35—Municipality of Dundee (continued).

Occupations.	Europeans or Whites.			Indians and Asiatics.			Mixed and Others.			Total.		
	M.	F.	Total.	M.	F.	Total.	M.	F.	Total.	M.	F.	Total.
Barbers...	2	...	2	2	...	2	4	...	4	
Bricklayers...	15	...	15	2	...	2	17	...	17	
Boot and Shoe Makers...	2	...	2	1	...	1	3	...	3	
Blacksmiths...	9	...	9	9	...	9	
Butchers...	6	...	6	2	...	2	8	...	8	
Builders...	7	...	7	7	...	7	
Bakers...	6	...	6	4	...	4	10	...	10	
Brickmakers...	4	...	4	4	...	4	
Brewery Employees...	2	...	2	1	...	1	3	...	3	
Boarding-house Keepers...	...	5	5	5	5	
Clerks, N.G.R....	12	...	12	12	...	12	
Carpenters...	42	...	42	10	...	10	1	...	53	...	53	
Clerks (Bank)...	9	...	9	9	...	9	
Chemists and Druggists...	2	...	2	2	...	2	
Clerks (Solicitors)...	4	...	4	4	...	4	
Contractors...	9	...	9	9	...	9	
Clerks (various)...	15	4	19	6	...	6	21	4	25	
Cooks...	14	...	14	1	...	15	...	15	
Coach Builders...	6	...	6	6	...	6	
Civil Servants...	22	...	22	22	...	22	
Commercial Travellers...	6	...	6	6	...	6	
Carriers and Carters...	4	...	4	1	...	1	8	...	13	...	13	
Coachmen and Grooms...	1	...	1	2	...	2	1	...	4	...	4	
Cycle Dealers and Mechanics...	1	...	1	12	...	12	13	...	13	
Dressmakers...	...	6	6	6	6	
Dependants...	99	112	211	42	35	77	11	7	18	152	154	306
Drapers and Assistants...	13	3	16	13	3	16	
Dentists...	2	...	2	2	...	2	
Domestic Servants...	...	17	17	12	3	15	12	20	32	
Domestic Duties...	...	282	282	...	53	53	...	12	...	347	347	
Dhobies...	9	...	9	9	...	9	
Engine Drivers, N.G.R....	2	...	2	2	...	4	...	4	
Engineers (General)...	1	...	1	1	...	1	
Engineers (Mechanical)...	3	...	3	3	...	3	
Electrical Engineers...	1	...	1	1	...	1	
Farmers...	11	1	12	11	1	12	
Farm Assistants...	4	...	4	4	...	4	
Fitters...	3	...	3	3	...	3	
Furniture Dealers...	2	...	2	2	...	2	
Firemen and Stokers...	1	...	1	1	...	1	2	...	2	
Fruiters...	7	...	7	7	...	7	
Gardeners...	12	2	14	12	2	14	
Grocers and Assistants...	10	...	10	10	...	10	
Governesses...	...	1	1	1	1	
Hotelkeepers and Managers...	5	...	5	1	...	1	6	...	6	
Hawkers...	26	...	26	26	...	26	
Ironmongers and Assistants...	2	...	2	2	...	2	
Independents...	3	3	6	3	3	6	

No. 35—Municipality of Dundee (continued).

Occupations.	Europeans or Whites.			Indians and Asiatics.			Mixed and Others.			Total.		
	M.	F.	Total.	M.	F.	Total.	M.	F.	Total.	M.	F.	Total.
Journalists...	2	1	3	2	1	3
Jewellers...	5	...	5	5	...	5
Labourers (General)...	20	...	20	20	...	20
Librarians...	1	...	1	1	...	1
Laundrywomen...	...	3	3	4	4	...	7	7
Missionaries...	...	1	1	1	1
Medical Practitioners...	3	...	3	3	...	3
Miners...	8	...	8	11	...	11	19	...	19
Merchants (Timber)...	1	...	1	1	...	1
Magistrates...	2	...	2	2	...	2
Mineral Water Manufacturers...	2	...	2	1	...	1	3	...	3
Musical Instrument Dealers...	1	...	1	1	...	1
Ministers and Priests...	5	...	5	6	...	6	11	...	11
Messengers, N.G.R....	2	...	2	2	...	2
Masons...	3	...	3	3	...	3
Musicians...	1	1	2	1	1	2
Municipal Employees...	2	...	2	2	...	2
Managers (Financial)...	2	...	2	2	...	2
Milliners...	...	3	3	3	3
Nurses...	...	13	13	13	13
Outfitters...	1	...	1	1	...	1
Overseers...	4	...	4	4	...	4
Printers and Compositors...	4	...	4	4	...	4
Plumbers...	5	...	5	5	...	5
Police, Natal...	14	...	14	2	...	2	16	...	16
Police, Borough...	2	...	2	2	...	2
Photographers...	2	1	3	2	1	3
Produce Merchants...	4	...	4	4	...	4
Painters...	10	...	10	2	...	2	12	...	12
Platelayers...	2	...	2	2	...	2
Planters (Tea)...	1	...	1	1	...	1
Pointsmen, N.G.R....	2	...	2	2	...	2
Restaurant Keepers...	1	...	1	7	...	7	8	...	8
Saddlers...	7	...	7	7	...	7
Scholars...	158	147	305	3	1	4	1	...	1	162	148	310
Stationers...	1	...	1	1	...	1
Store Assistants...	12	2	14	43	...	43	55	2	57
Solicitors and Lawyers...	7	...	7	7	...	7
Storekeepers...	13	...	13	22	1	23	35	1	36
Surveyors...	2	...	2	2	...	2
Secretaries (General)...	1	...	1	1	...	1
Stationmasters, N.G.R....	1	...	1	1	...	1
School Teachers...	5	18	23	5	18	23
Tobacconists...	2	...	2	2	...	2
Tailors and Assistants...	6	...	6	2	...	2	8	...	8
Telephone Operators...	...	2	2	2	2
Wine Merchants...	3	...	3	3	...	3
Watchmakers...	5	...	5	5	...	5
Waiters...	...	1	1	16	...	16	16	1	17

No. 36.—Local Board, Verulam.

Occupation.	Europeans or Whites.			Indians and Asiatics.			Mixed and Others.			Total.		
	M	F.	Total.	M.	F.	Total.	M.	F.	Total.	M.	F.	Total.
	Totals	189	174	363	448	252	700	13	20	33	650	446
Auctioneers ...	1	...	1	1	...	1
Amalgamators ...	2	...	2	2	...	2
Artists ...	1	...	1	1	...	1	
Accountants and Bookkeepers ...	2	...	2	2	...	2	4	...	4
Butchers ...	3	...	3	1	...	1	4	...	4
Bakers ...	3	...	3	3	...	3	1	...	1	7	...	7
Bricklayers ...	4	...	4	2	...	2	6	...	6
Blacksmiths ...	4	...	4	4	...	4
Boot and Shoe Makers	1	...	1	1	...	1	2	...	2
Barmen...	1	...	1	1	...	1	2	...	2
Barbers...	4	...	4	4	...	4
Builders ...	5	...	5	5	...	5
Carpenters ...	4	...	4	1	...	1	1	...	1	6	...	6
Chemists and Druggists	2	...	2	2	...	2
Clerks (various)	4	2	6	5	...	5	9	2	11
Clerks, etc., N.G.R.	8	...	8	8	...	8
Civil Servants ...	8	...	8	3	...	3	11	...	11
Cleaners, N.G.R.	1	...	1	1	...	1
Contractors ...	1	...	1	1	...	1
Commercial Travellers	1	...	1	1	...	1
Cigar Makers	16	...	16	16	...	16
Clerks (Bank) ...	1	...	1	1	...	1
Carriers and Carters	2	...	2	2	...	2
Dependants ...	18	24	42	71	79	150	...	3	3	89	106	195
Drapers and Assistants	3	1	4	3	1	4
Domestic Duties	...	91	91	...	112	112	...	9	9	...	212	212
Domestic Servants	27	4	31	...	1	1	27	5	32
Dressmakers	3	3	1	1	...	4	4
Dhobies...	2	2	4	2	2	4
Engine Drivers ...	2	...	2	2	...	2
Engineers (Mechanical)	1	...	1	1	...	1	2	...	2
Farm Labourers	150	45	195	150	45	195
Firemen and Stokers ...	2	...	2	2	...	2
Farmers ...	2	...	2	22	...	22	24	...	24
Fruiters	3	...	3	3	...	3
Grooms...	7	...	7	7	...	7
Grocers and Assistants	2	...	2	2	...	2
Guards, N.G.R.	1	...	1	1	...	1
Gardeners	5	...	5	5	...	5
Hotel Proprietors ...	1	...	1	1	...	1
Hawkers	11	3	14	11	3	14
Independents ...	3	...	3	3	...	3
Jewellers	22	...	22	22	...	22
Labourers (General) ...	3	...	3	4	...	4	1	...	1	8	...	8
Managers (Financial) ...	1	...	1	1	...	1
Ministers and Priests ...	3	...	3	3	...	3	6	...	6
Mechanics ...	1	...	1	1	...	1	2	...	2
Magistrates ...	1	...	1	1	...	1
Millers ...	1	...	1	1	...	1
Medical Practitioners ...	3	...	3	3	...	3

No. 36.—Local Board, Verulam (continued):

Occupations.	Europeans or Whites.			Indians and Asiatics.			Mixed and Others.			Total.		
	M.	F.	Total.	M.	F.	Total.	M.	F.	Total.	M.	F.	Total.
	Nurses	5	5	5	1	6	5	6
Police, Borough ...	1	...	1	1	...	1
Planters (Tobacco) ...	3	...	3	3	...	3
Platelayers ...	1	...	1	1	...	1
Plumbers ...	1	...	1	1	...	1
Porters, N.G.R.	10	...	10	10	...	10
Police, Natal ...	12	...	12	5	...	5	17	...	17
Pointsmen, N.G.R.	2	...	2	2	...	2
Solicitors ...	1	...	1	1	...	1
Scholars ...	44	42	86	26	5	31	2	5	7	72	52	124
Store Assistants ...	3	...	3	13	...	13	1	...	1	17	...	17
Storekeepers ...	3	...	3	18	...	18	21	...	21
Saddlers ...	1	...	1	1	...	1
Surveyors ...	2	...	2	2	...	2
School Teachers ...	3	6	9	3	7	10
Stationmasters, N.G.R.	1	...	1	1	...	1
Sirdars	1	...	1	1	...	1
Transport Riders ...	1	...	1	1	...	1
Tailors	3	1	4	3	1	4
Veterinary Surgeons ...	1	...	1	1	...	1
Wagon Builders ...	3	...	3	3	...	3
Wheelwrights ...	1	...	1	1	...	1	2	...	2
Watchmakers ...	1	...	1	1	...	1
Wine & Spirit Merchants	1	...	1	1	...	1

No. 37.—Local Board, Greytown.

Totals	545	572	1,117	191	80	271	39	43	82	775	695	1,470
Auctioneers ...	3	...	3	3	...	3
Accountants and Bookkeepers ...	3	...	3	3	...	3
Agents ...	1	...	1	1	...	1
Artists ...	1	...	1	1	...	1
Agents (Forwarding) ...	1	...	1	1	...	1
Builders and Assistants	9	...	9	1	...	1	10	...	10
Blacksmiths ...	4	...	4	1	...	1	5	...	5
Bricklayers ...	14	...	14	1	...	1	15	...	15
Butchers ...	3	...	3	3	...	3
Brickmakers ...	2	...	2	2	...	2
Barbers...	2	...	2	1	...	1	3	...	3
Bakers ...	4	...	4	1	...	1	5	...	5
Barmen...	2	...	2	2	...	2
Boarding-house Keepers	...	4	4	4	4
Coachmen and Grooms	2	...	2	1	...	1	2	...	2	5	...	5
Contractors (General) ...	3	...	3	3	...	3
Cooks ...	2	...	2	3	...	3	5	...	5
Chemists and Druggists	5	...	5	5	...	5
Clerks (various)	15	...	15	1	...	1	16	...	16
Carpenters and Apprentices ...	14	...	14	1	...	1	15	...	15

No. 37.—Local Board, Greytown (continued).

Occupations.	Europeans or Whites.			Indians and Asiatics.			Mixed and Others.			Total.		
	M.	F.	Total.	M.	F.	Total.	M.	F.	Total.	M.	F.	Total.
Clerks (Bank) ...	4		4							4		4
Clerks (Solicitors) ...	2		2							2		2
Commercial Travellers ...	3		3							3		3
Civil Servants ...	7		7							7		7
Clerks, etc., N.G.R. ...	8		8							8		8
Carriers and Carters ...	1		1				4		4	5		5
Domestic Duties ...		253	253		45	45		19	19		317	317
Dependants ...	84	79	163	48	30	78	15	14	29	147	123	270
Drapers and Assistants ...	9	2	11							9	2	11
Dentists ...	1		1							1		1
Dhobies ...				3		3		4	4	3	4	7
Drill Instructors ...	1		1							1		1
Dressmakers ...		7	7								7	7
Engineers (General) ...	2		2							2		2
Electricians ...	1		1							1		1
Engine Drivers, N.G.R. ...	1		1							1		1
Engine Cleaners, N.G.R. ...	1		1							1		1
Engineers (Mechanical) ...	4		4							4		4
Farm Labourers ...	5		5							5		5
Farm Assistants ...	1		1							1		1
Furniture Dealers ...	1		1							1		1
Farmers ...	34		34				1		1	35		35
Gardeners ...	2		2	5		5	2		2	9		9
Guards, N.G.R. ...	2		2							2		2
Grocers and Assistants ...	5		5							5		5
Governesses ...		4	4								4	4
Hotel Proprietors ...	2	1	3							2	1	3
Hawkers ...				6	1	7				6	1	7
Ironmongers and Ass'ts ...	2		2							2		2
Independents ...	8	2	10							8	2	10
Journalists ...	2		2							2		2
Jewellers ...	2		2	1		1				3		3
Librarians ...		1	1								1	1
Labourers (General) ...				63		63	5		5	68		68
Magistrates ...	2		2							2		2
Messengers ...	1		1							1		1
Masons ...	8		8							8		8
Missionaries ...	1		1							1		1
Ministers ...	2		2	1		1				3		3
Merchants (General) ...	3		3							3		3
Managers (Commercial) ...	3		3							3		3
Managers (Quarry) ...	1		1							1		1
Millers ...	1		1							1		1
Managers (Mine) ...	1		1							1		1
Municipal Employees ...	3		3							3		3
Medical Practitioners ...	4		4							4		4
Nurses ...		5	5								5	5
Overseers ...	6		6							6		6
Outfitters and Assistants ...	3		3							3		3
Police Natal ...	11		11							11		11
Painters ...	11		11				2		2	13		13
Printers ...	5		5							5		5
Planters ...	1		1							1		1
Pensioners (C.S.) ...	1		1							1		1

No. 37.—Local Board, Greytown (continued).

Occupations.	Europeans or Whites.			Indians and Asiatics.			Mixed and Others.			Total.		
	M.	F.	Total.	M.	F.	Total.	M.	F.	Total.	M.	F.	Total.
Plumbers ...	4		4						1		1	5
Photographers ...	4	1	5									4
Produce Dealers ...	2		2									2
Porters, N.G.R. ...				5		5						5
Platelayers ...	2		2									2
Pointsmen, N.G.R. ...				2		2						2
Servants (Domestic) ...		12	12	1		1	2	5	7	3	17	20
Restaurant Keepers ...				2		2				2		2
Scholars ...	129	178	307	15	4	19	1	1	2	145	183	328
Store Assistants ...	14	2	16	16		16				30	2	32
Solicitors ...	3		3							3		3
School Teachers ...	6	21	27	1		1				7	21	28
Saddlers ...	1		1							1		1
Stationmasters, N.G.R. ...	1		1							1		1
Storekeepers ...	1		1	8		8				9		9
Shoemakers ...	2		2							2		2
Staff Officers, Militia ...	1		1							1		1
Transport Riders ...	7		7							7		7
Tailors ...	3		3							3		3
Wagon Builders ...	8		8							8		8
Watchmakers ...	2		2							2		2
Wheelwrights ...	1		1							1		1
Wine Merchants ...	1		1							1		1
Waiters ...				7		7				7		7

No. 38.—Local Board, Utrecht.

Totals	296	246	542	23	22	45	319	268	587
Auctioneers ...	1		1							1		1
Accountants and Book-keepers ...	4		4							4		4
Agents ...	2		2							2		2
Bakers ...		1	1								1	1
Brickmakers ...	1		1				1		1	2		2
Bricklayers ...	4		4							4		4
Blacksmiths ...	6		6							6		6
Barmen ...	2		2							2		2
Butchers ...	1		1							1		1
Builders ...	1		1							1		1
Boarding-house Keepers ...	1	1	2							1	1	2
Boot and Shoe Makers ...	1		1				2		2	3		3
Contractors (General) ...	3		3							3		3
Clerks (various) ...	3		3							3		3
Civil Servants ...	9		9							9		9
Carpenters ...	4		4							4		4
Cattle Dealers ...	1		1							1		1
Clerks (Bank) ...	1		1							1		1
Dependants ...	42	25	67				11	7	18	53	32	85
Domestic Duties ...		95	95					14	14		109	109

No. 38.—Local Board, Utrecht (continued).

Occupations.	Europeans or Whites.			Indians and Asiatics.			Mixed and Others.			Total.		
	M.	F.	Total.	M.	F.	Total.	M.	F.	Total.	M.	F.	Total.
Domestic Servants	2	...	2	2	...	2
Farmers	30	4	34	30	4	34
Farmers Assistants	3	...	3	3	...	3	6	...	6
Governesses	...	1	1	1	1
Gaol Matrons	...	1	1	1	1
Gardeners	1	...	1	1	...	1
Hotel Proprietors	2	...	2	2	...	2
Managers (Financial)	1	...	1	1	...	1
Managers (Commercial)	2	...	2	2	...	2
Masons	7	...	7	1	...	1	8	...	8
Ministers	1	...	1	1	...	1
Millers	2	...	2	2	...	2
Magistrates	1	...	1	1	...	1
Medical Practitioners	2	...	2	2	...	2
Missionaries	...	2	2	2	2
Not Stated	12	16	28	12	16	28
Prospectors	1	...	1	1	...	1
Photographers	1	...	1	1	...	1
Painters	1	...	1	1	...	1	2	...	2
Police, Natal	22	...	22	22	...	22
Store Assistants	11	1	12	11	1	12
Storekeepers	9	1	10	9	1	10
Scholars	86	87	173	86	87	173
School Teachers	2	10	12	2	10	12
Solicitors	1	...	1	1	...	1
Surveyors	1	...	1	1	...	1
Transport Riders	3	...	3	1	...	1	4	...	4
Wagon Builders	7	...	7	1	...	1	8	...	8
Washerwomen	...	1	1	1	1	...	2	2

No. 38A.—Local Board, Vryheid.

Totals	779	565	1,344	31	13	44	27	19	46	837	597	1,434
Acc'tants & Bookkeepers	10	1	11	10	1	11
Auctioneers and Ass'ts	4	...	4	4	...	4
Architects	2	...	2	2	...	2
Agents (various)	4	...	4	4	...	4
Blacksmiths	9	...	9	9	...	9
Bakers	3	...	3	3	...	3
Bricklayers	13	...	13	13	...	13
Builders	18	...	18	18	...	18
Barbers	3	...	3	3	...	3
Brickmakers	2	...	2	2	...	2
Butchers and Assistants	6	...	6	6	...	6
Barmen	4	1	5	4	1	5
Boarding-house Keepers	...	1	1	1	1
Boot and Shoe Makers	3	...	3	3	...	3
Carpenters	28	...	28	4	...	4	32	...	32
Carriers and Carters	14	...	14	4	...	4	18	...	18
Clerks (various)	26	...	26	26	...	26
Cycle Dealers	2	...	2	2	...	2
Contractors (General)	2	...	2	2	...	2

No. 38A.—Local Board, Vryheid (continued).

Occupations.	Europeans or Whites			Indians and Asiatics.			Mixed and Others.			Total.		
	M.	F.	Total.	M.	F.	Total.	M.	F.	Total.	M.	F.	Total.
Clerks, &c., N.G.R.	7	...	7	7	...	7
Cleaners, N.G.R.	3	...	3	3	...	3
Clerks (Bank)	4	...	4	4	...	4
Chemists and Druggists	2	...	2	2	...	2
Commercial Travellers	1	...	1	1	...	1
Clerks (Solicitors)	2	...	2	2	...	2
Coachmen and Grooms
Cooks	...	2	2	4	...	4	4
Civil Servants	16	...	16	16	...	16
Domestic Duties	...	279	279	...	4	4	12	...	275	295
Dependants	114	...	228	8	9	17	8	3	11	130	126	256
Domestic Servants	...	5	5	7	...	7	7	5	12
Dressmakers	...	7	7	7	7
Employees, Local Board	1	...	1	1	1
Engineers (General)	2	...	2	2	...	2
Engine Drivers, N.G.R.	4	...	4	4	...	4
Engineers (Mechanical)	2	...	2	2	...	2
Engineers (Mining)	1	...	1	1	...	1
Farmers	39	1	40	39	1	40
Florists	1	...	1	1	...	1
Farm Assistants	19	...	19	3	...	3	22	...	22
Firemen and Stokers	2	...	2	2	...	2
Farriers	1	...	1	1	...	1
Grocers and Assistants	2	...	2	2	...	2
Gardeners	4	...	4	1	...	1	5	...	5
Guards, N.G.R.	2	...	2	2	...	2
Governesses	...	3	3	3	3
Hotel Keepers and Managers	6	...	6	6	...	6
Hawkers	3	...	3	3	...	3
Independents	11	3	14	11	3	14
Jewellers	2	...	2	2	...	2
Journalists	1	...	1	1	...	1
Livery Stable Keepers	1	...	1	1	...	1
Labourers	9	...	9	9	...	9
Medical Practitioners	5	...	5	5	...	5
Mineral Water Manufacturers	2	...	2	2	...	2
Mechanics	4	...	4	4	...	4
Ministers	5	...	5	5	...	5
Masons	17	...	17	1	18	...	18
Managers (Financial)	4	...	4	1	4	...	4
Millers	2	...	2	2	...	2
Mine Managers	1	...	1	1	...	1
Musicians	...	2	2	2	2
Not stated	4	...	4	4	...	4
Nurses	...	4	4	4	4
Outfitters	1	...	1	1	1	...	1
Overseers	4	...	4	1	5	...	5
Porters	3	...	3	3	...	3
Police, Local Board	2	...	2	2	...	2
Printers and Compositors	6	...	6	1	...	1	7	...	7
Photographers	1	...	1	1	...	1
Plumbers	4	...	4	4	...	4
Police, Natal	30	...	30	30	...	30
Prospectors	2	...	2	2	...	2

No. 38A—Vryheid Local Board (continued).

Occupations.	Europeans or Whites.			Indians and Asiatics.			Mixed and Others.			Total.		
	M.	F.	Total.	M.	F.	Total.	M.	F.	Total.	M.	F.	Total.
Platelayers ...	1	...	1	1	...	1
Painters ...	11	...	11	11	...	11
Produce Dealers ...	1	...	1	1	...	1
Riveters ...	1	...	1	1	...	1
Scholars ...	172	123	295	2	2	4	174	125	299
Storekeepers ...	35	2	37	1	...	1	36	2	38
Store Assistants ...	18	10	28	18	10	28
Saddlers ...	2	...	2	2	...	2
Soldiers ...	1	...	1	1	...	1
Surveyors ...	2	...	2	2	...	2
Stationers ...	1	...	1	1	...	1
School-Teachers ...	7	7	14	7	7	14
Solicitors ...	6	...	6	6	...	6
Surgeons (Veterinary) ...	1	...	1	1	...	1
Tailors and Assistants ...	6	...	6	6	...	6
Wagon Builders ...	7	...	7	7	...	7
Wine and Spirit Merchants ...	1	...	1	1	...	1
Washermen and Women	1	...	1	...	1	1	1	1	2
Waiters	7	...	7	7	...	7

No. 39—Natal Harbour Board, Shipping.

Totals	1,540	84	1,624	226	...	226	58	3	61	1,824	87	1,911
Accountants and Bookkeepers ...	4	...	4	4	...	4
Agents ...	2	...	2	2	...	2
Architects ...	1	...	1	1	...	1
Butchers and Assistants ...	7	...	7	7	...	7
Brickmakers ...	1	...	1	1	...	1	2	...	2
Bakers ...	9	...	9	9	...	9
Barbers... ..	2	...	2	2	...	2
Cooks ...	49	...	49	4	...	4	53	...	53
Cabin Boys ...	1	...	1	1	...	1
Carpenters ...	14	...	14	3	...	3	17	...	17
Cotton Spinners ...	1	...	1	1	...	1
Clerks, various... ..	3	...	3	3	...	3
Clerks, Royal Navy ...	1	...	1	1	...	1
Curators ...	1	...	1	1	...	1
Clerks, Bank ...	1	...	1	1	...	1
Chemists and Druggists ...	1	...	1	1	...	1
Clerks of Works ...	1	...	1	1	...	1
Contractors (General)... ..	1	...	1	1	...	1
Civil Servants ...	2	...	2	2	...	2
Clerks, Shipping ...	1	...	1	1	...	1
Cattle and Horse Dealers ...	3	...	3	3	...	3
Drapers and Assistants ...	4	...	4	4	...	4
Dependants ...	14	11	25	3	...	3	3	2	5	20	13	33

No. 39.—Natal Harbour Board Shipping (continued).

Occupation.	Europeans or Whites.			Indians and Asiatics.			Mixed and Others.			Total.		
	M.	F.	Total.	M.	F.	Total.	M.	F.	Total.	M.	F.	Total.
Domestic Servants ...	14	2	16	14	2	16
Domestic Duties	48	48	1	1	...	49	49
Electrical Engineers ...	3	...	3	3	...	3
Engineers (Marine) ...	111	...	111	111	...	111
Engineers (Mining) ...	1	...	1	1	...	1
Firemen and Stokers ...	248	...	248	86	...	86	334	...	334
Fishermen ...	50	...	50	1	...	1	1	...	1	52	...	52
Farmers ...	6	...	6	6	...	6
Fitters ...	2	...	2	2	...	2
Fruiterers	1	...	1	1	...	1
Greasers ...	37	...	37	1	...	1	38	...	38
Governesses	1	1	1	1
Independents ...	6	...	6	6	...	6
Insurance Agents ...	3	...	3	3	...	3
Labourers ...	2	...	2	2	...	2
Millers ...	1	...	1	1	...	1
Medical Practitioners... ..	5	...	5	2	...	2	7	...	7
Miners ...	6	...	6	6	...	6
Ministers ...	5	...	5	5	...	5
Marines, H.M.'s Navy ...	42	...	42	42	...	42
Merchants (General) ...	8	...	8	8	...	8
Managers (Financial)... ..	1	...	1	1	...	1
Masons... ..	2	...	2	2	...	2
Mechanics ...	17	...	17	5	...	5	22	...	22
Not Stated ...	7	...	7	7	...	7
Officers (Marine) ...	110	...	110	110	...	110
Printers ...	3	...	3	3	...	3
Stewards ...	169	18	187	43	...	43	212	18	230
Seamen... ..	518	...	518	81	...	81	49	...	49	648	...	648
Shipwrights ...	16	...	16	16	...	16
Solicitors ...	2	...	2	2	...	2
School Teachers ...	5	4	9	5	4	9
Watchmen ...	8	...	8	8	...	8
Waiters ...	7	...	7	7	...	7
Watchmakers ...	1	...	1	1	...	1

No. 40.—His Majesty's Troops.

Totals	2,405	195	2,600	137	4	141	12	...	12	2,554	199	2,753
Carriers and Carters	1	...	1	3	...	3	4	...	4
Cooks	1	...	1	1	...	1
Dependants	1	2	3	1	2	3
Domestic Servants	4	...	4	4	...	4
Domestic Duties	195	195	...	2	2	197	197
Hawkers	1	...	1	1	...	1
Labourers	129	...	129	9	...	9	138	...	138
Officers, N.C.O.'s and Privates ...	2,405	...	2,405	2,405	...	2,405

No. 41.—Passengers, Natal Government Railways.

Occupations.	Europeans or Whites.			Indians and Asiatics.			Mixed and Others.			Total.		
	M.	F.	Total.	M.	F.	Total.	M.	F.	Total.	M.	F.	Total.
Totals	263	25	288	22	4	26	27	6	33	312	35	347
Artists and Actors ...	24	2	26	22	2	24	46	4	50
Architects ...	1	...	1	1	...	1
Auctioneers ...	1	...	1	1	...	1
Agents ...	1	...	1	1	...	1
Accountants and Book-keepers ...	1	1	2	1	1	2
Bricklayers ...	11	...	11	1	...	1	12	...	12
Butchers ...	1	...	1	1	...	1
Bookmakers (Turf) ...	1	...	1	1	...	1
Bakers ...	1	...	1	1	...	1
Blacksmiths ...	2	...	2	2	...	2
Cattle and Horse Dealers	2	...	2	2	...	2
Clerks, etc., N.G.R. ...	29	...	29	29	...	29
Clerks (Bank) ...	5	...	5	5	...	5
Clerks (various) ...	4	...	4	4	...	4
Civil Servants ...	10	...	10	1	...	1	11	...	11
Carpenters ...	13	...	13	1	...	1	14	...	14
Cooks ...	1	...	1	1	...	1	2	...	2
Commercial Travellers	3	...	3	3	...	3
Domestic Servants	1	1	...	1	...
Drapers and Assistants	11	...	11	1	...	1	12	...	12
Dependants ...	1	2	3	...	1	1	...	1	2	2	4	5
Domestic Duties	17	17	...	1	1	...	1	1	...	19	19
Engineers, General ...	2	...	2	2	...	2
Engine Drivers, N.G.R. ...	16	...	16	16	...	16
Fencers (Wire) ...	1	...	1	1	...	1
Firemen and Stokers ...	20	...	20	20	...	20
Farmers ...	9	...	9	1	...	1	10	...	10
Fitters, N.G.R. ...	2	...	2	2	...	2
Fishmongers ...	1	...	1	1	...	1
Guards, N.G.R. ...	21	...	21	21	...	21
Gardeners ...	4	...	4	4	...	4
Hotel Keepers ...	1	...	1	1	...	1
Hawkers	1	2	3	1	2	3
Independents ...	4	...	4	4	...	4
Labourers	11	...	11	2	...	2	13	...	13
Merchants (General) ...	3	...	3	4	...	4	7	...	7
Musicians ...	9	1	10	9	1	10
Mechanics ...	3	...	3	3	...	3
Masons ...	2	...	2	2	...	2
Miners ...	1	...	1	1	...	1
Merchants (Coal) ...	1	...	1	1	...	1
Merchants (Wine & Spirit)	1	...	1	1	...	1
Ministers ...	2	...	2	2	...	2
Nurses	1	1	1	...
Police, Natal ...	2	...	2	2	...	2
Plumbers ...	2	...	2	2	...	2
Prospectors ...	1	...	1	1	...	1
Porters ...	2	...	2	1	...	1	3	...	3
Scholars ...	7	2	9	7	2	9
School Teachers ...	1	...	1	1	...	1
Stationmasters, N.G.R. ...	17	...	17	17	...	17

Part VIII. Table I.—General Summary—showing for the Colony the OCCUPATIONS OF THE PEOPLE, in detail, alphabetically arranged, (I.) "Europeans or Whites," (II.) "Indians and Asiatics," (III.) "Mixed and Others," *Males and Females*, according to the Census Returns for April 17th, 1904.

General Summary.

Occupation.	Europeans or Whites.			Indians and Asiatics.			Mixed and Others.			Total.		
	M.	F.	Total.	M.	F.	Total.	M.	F.	Total.	M.	F.	Total.
Totals	56,758	40,351	97,109	63,497	37,421	100,918	3,610	3,076	6,686	123,865	80,848	204,713
Agents (various) ...	339	...	339	15	...	15	2	...	2	356	...	356
Architects and Assistants	93	...	93	93	...	93
Auctioneers and Assistants ...	74	...	74	74	...	74
Artists and Actors ...	74	32	106	7	...	7	23	2	25	104	34	138
Accountants and Book-keepers ...	851	53	904	69	...	69	14	...	14	934	53	987
Assayers and Amalgamators ...	13	...	13	1	...	1	14	...	14
Asphalters ...	10	...	10	10	...	10
Art Metal Workers ...	2	...	2	2	...	2
Apprentices (not stated)	10	...	10	10	...	10
Bricklayers and Assistants ...	1,056	...	1,056	122	...	122	64	...	64	1,242	...	1,242
Blacksmiths and Assistants ...	523	...	523	30	...	30	53	...	53	606	...	606
Barmen and Barmaids ...	251	22	273	37	...	37	4	...	4	292	22	314
Butchers and Assistants	306	...	306	41	1	42	347	1	348
Basket Makers ...	1	...	1	47	8	55	48	8	56
Bakers and Confectioners	203	10	213	75	3	78	7	5	12	285	18	303
Brick and Tile Makers	98	...	98	23	...	23	19	...	19	140	...	140
Boot and Shoe Makers	107	1	108	66	...	66	9	...	9	182	1	183
Barbers and Assistants	111	7	118	131	...	131	4	...	4	246	7	253
Brokers (General) ...	36	...	36	36	...	36
Brokers (Stock & Share)	32	...	32	32	...	32
Boarding-house Keepers	34	139	173	...	1	1	4	...	4	38	140	178
Boiler Makers ...	176	...	176	1	...	1	23	...	23	200	...	200
Brewers and Assistants	68	...	68	27	...	27	9	...	9	104	...	104
Bookbinders and Assistants ...	42	5	47	13	...	13	7	14	21	62	19	81
Boatmen ...	18	...	18	8	...	8	26	...	26
Brassworkers ...	26	...	26	26	...	26
Bailiffs ...	2	...	2	2	...	2
Bookmakers (Turf) ...	19	...	19	19	...	19
Boatbuilders ...	12	...	12	1	...	1	13	...	13
Billiard Markers	33	...	33	11	...	11	44	...	44
Billiard Table Makers ...	3	...	3	3	...	3
Builders and Assistants	463	...	463	7	...	7	3	...	3	473	...	473
Bank Clerks ...	324	...	324	1	...	1	325	...	325
Bacon Curers ...	5	...	5	5	...	5

General Summary (continued).

Occupations.	Europeans or Whites.			Indians and Asiatics.			Mixed and Others.			Total.		
	M.	F.	Total.	M.	F.	Total.	M.	F.	Total.	M.	F.	Total.
Carpenters and Assistants ...	2,328	...	2,328	196	...	196	92	...	92	2,616	...	2,616
Contractors (General)...	289	1	290	5	...	5	3	...	3	297	1	298
Chemists and Druggists	205	5	210	2	...	2	2	...	2	209	5	214
Civil Servants ...	1,465	11	1,476	21	...	21	14	...	14	1,500	11	1,511
Commercial Travellers	196	2	198	2	...	2	198	2	200
Cooks ...	112	35	147	453	4	457	11	...	11	576	39	615
Cabinet Makers and Polishers ...	148	...	148	6	...	6	4	...	4	158	...	158
Coachmen and Grooms	92	...	92	117	...	117	55	...	55	264	...	264
Coach Builders and Assistants ...	161	...	161	2	...	2	6	...	6	169	...	169
Consuls ...	5	...	5	5	...	5
Coppersmiths ...	28	...	28	6	...	6	34	...	34
Cycle Dealers & Mechanics.	37	...	37	12	...	12	49	...	49
Carriage Cleaners and Examiners, N.G.R. ...	81	...	81	12	...	12	4	...	4	97	...	97
Carriers and Carters ...	136	1	137	262	...	262	140	1	141	538	2	540
Caretakers ...	44	4	48	13	2	15	8	...	8	65	6	71
Coal Merchants ...	21	...	21	21	...	21
Curators ...	10	1	11	1	...	1	11	1	12
Capitalists ...	9	...	9	9	...	9
Coopers and Assistants	12	...	12	12	...	12
Cultivators ...	34	5	39	2,979	52	3,031	6	...	6	3,019	57	3,076
Conductor ...	62	...	62	62	...	62
Cigar and Cigarette Makers ...	11	...	11	94	10	104	2	...	2	107	10	117
Clerks, etc., N.G.R. ...	1,275	2	1,277	3	...	3	8	...	8	1,286	2	1,288
Cleaners, Engine, N.G.R.	81	...	81	6	...	6	1	...	1	88	...	88
Curio Dealers ...	2	...	2	2	...	2
Clerks of Works ...	20	...	20	20	...	20
Cattle and Horse Dealers	37	...	37	4	...	4	1	...	1	42	...	42
Charcoal Burners ...	3	...	3	3	...	3
Cotton Spinners ...	1	...	1	1	...	1
Drill Sharpeners ...	2	...	2	2	...	2
Dependants ...	6,353	6,205	12,558	13,721	12,898	26,619	842	712	1,554	20,916	19,815	40,731
Domestic Duties	19,798	19,798	2	17,200	17,202	4	1,425	1,429	6	38,423	38,429
Domestic Servants ...	120	963	1,083	1,701	431	2,132	156	175	331	1,977	1,569	3,546
Drapers and Assistants	305	109	414	1	...	1	306	109	415
Dairy Farmers and Assistants ...	15	116	131	19	1	20	2	5	7	36	122	158
Dressmakers	558	558	...	7	7	...	69	69	...	634	634
Diamond Drillers ...	11	...	11	1	...	1	12	...	12
Drill Instructors ...	12	...	12	12	...	12
Draughtsmen ...	53	...	53	1	...	1	54	...	54
Detectives ...	21	...	21	2	...	2	23	...	23
Dentists and Assistants	50	4	54	50	4	54
Divers ...	6	...	6	2	...	2	8	...	8
Dyers and Cleaners ...	8	3	11	8	3	11
Dhobies	615	33	648	1	5	6	616	38	654
Engine Drivers (Loco. and Stationary) ...	516	...	516	57	...	57	7	...	7	580	...	580
Engineers, Electrical ...	168	...	168	168	...	168
Engineers, General ...	351	...	351	2	...	2	1	1	2	354	1	355
Electricians ...	172	...	172	2	...	2	174	...	174

General Summary (continued).

Occupations.	Europeans or Whites.			Indians and Asiatics.			Mixed and Others.			Total.		
	M.	F.	Total.	M.	F.	Total.	M.	F.	Total.	M.	F.	Total.
Editors ...	4	...	4	4	...	4
Engravers ...	7	...	7	7	...	7
Entomologists ...	2	...	2	2	...	2
Electro Platers ...	2	...	2	2	...	2
Engine Fitters ...	5	...	5	5	...	5
Fish Merchants and Assistants ...	19	...	19	1	...	1	20	...	20
Farriers ...	98	...	98	7	...	7	105	...	105
Farmers and Assistants	6,339	267	6,606	2,363	49	2,412	158	8	166	8,860	324	9,184
Farm Labourers ...	103	4	107	1,2691	3,451	16,142	69	1	70	12,863	3,456	16,319
Fishermen ...	100	...	100	107	1	108	10	...	10	217	1	218
Fitters and Assistants ...	490	...	490	45	...	45	535	...	535
Furniture Dealers and Assistants ...	32	...	32	32	...	32
Florists and Assistants	28	8	36	2	...	2	38	8	38
Fruiterers ...	15	2	17	140	11	151	1	...	1	156	13	169
Firemen and Stokers ...	652	...	652	257	...	257	14	...	14	923	...	923
Firemen, Municipal ...	21	...	21	21	...	21
Fruit Farmers ...	39	...	39	700	...	700	...	1	1	739	1	740
Farmers, Ostrich ...	4	...	4	4	...	4
Grocers and Assistants	422	3	425	75	...	75	55	...	55	552	3	555
Gardeners ...	100	13	113	3,486	158	3,644	23	...	23	3,609	171	3,780
Guards, N.G.R. ...	253	...	253	253	...	253
Gangers, N.G.R. ...	52	...	52	12	...	12	4	...	4	68	...	68
Governesses	290	290	2	2	...	292	292
Gunsmiths ...	11	...	11	11	...	11
Hotel Keepers and Managers ...	249	38	287	6	...	6	255	38	293
Hospital Attendants ...	4	1	5	14	5	19	1	...	1	19	6	25
Hawkers ...	14	5	19	1,377	110	1,487	6	...	6	1,397	115	1,512
Housekeepers	86	86	5	...	5	...	91	91
Independents ...	406	228	634	42	5	47	11	3	14	459	236	695
Ironmongers and Assistants ...	240	1	241	240	1	241
Ironworkers and Assistants ...	79	...	79	13	...	13	92	...	92
Insurance Agents ...	65	3	68	65	3	68
Journalists ...	67	3	70	1	...	1	68	3	71
Jockeys ...	28	...	28	2	...	2	4	...	4	34	...	34
Jewellers and Assistants	101	4	105	380	1	381	4	...	4	485	5	490
Jam Manufacturers ...	6	1	7	...	1	1	6	2	8
Jugglers	7	...	7	7	...	7
Judges ...	8	...	8	8	...	8
Lampmen ...	1	...	1	9	...	9	10	...	10
Linesmen (Telegraph) ...	27	...	27	27	...	27
Lightermen ...	6	...	6	6	...	6
Lighthouse Keepers ...	5	...	5	5	...	5
Labourers (General) ...	353	...	353	11,384	2,415	13,799	230	2	232	11,967	2,417	14,384
Labourers, N.G.R. ...	164	...	164	604	6	610	23	...	23	791	6	797
Laundrymen and Women	12	42	54	20	7	27	42	110	152	74	159	233
Locksmiths ...	6	...	6	6	...	6
Librarians ...	3	4	7	1	...	1	4	4	8
Lady Helpers	7	7	7	7
Launch Drivers	1	...	1	1	...	1
Municipal Employees ...	141	...	141	543	...	543	4	...	4	688	...	688

General Summary (continued).

Occupations.	Europeans or Whites			Indians and Asiatics.			Mixed and Others.			Total.		
	M.	F.	Total.	M.	F.	Total.	M.	F.	Total.	M.	F.	Total.
Marine Signalmen ...	4	...	4	4	...	4
Metallurgists ...	4	...	4	4	...	4
Matrass Makers	1	1	11	1	12	11	2	13
Mechanics, General ...	227	...	227	6	...	6	11	...	11	244	...	244
Marine Engineers ...	182	...	182	2	...	2	184	...	184
Messengers ...	3	...	3	99	...	99	4	...	4	106	...	106
Ministers and Priests ...	264	1	265	75	...	75	4	...	4	343	1	344
Miners ...	208	...	208	185	...	185	3	...	3	396	...	396
Masons ...	421	...	421	11	...	11	55	...	55	487	...	487
Managers (Commercial) ...	208	8	216	2	...	2	1	1	2	211	9	220
Managers (Financial) ...	40	...	40	40	...	40
Merchants and Assistants ...	288	...	288	8	...	8	2	...	2	298	...	298
Millers and Assistants ...	71	1	72	2	...	2	1	...	1	74	1	75
Medical Practitioners ...	147	3	150	5	...	5	4	...	4	156	3	159
Mineral Water Manufactur- ers and Assistants	68	1	69	21	...	21	2	...	2	91	1	92
Musicians ...	79	125	204	2	1	3	81	126	207
Midwives	7	7	1	1	...	8	8
Matrons	46	46	...	1	1	...	1	1	...	48	48
Master Mariners ...	51	...	51	51	...	51
Milliners and Assistants	96	96	96	96
Match Makers ...	6	3	9	...	1	1	6	4	10
Mechanical Engineers ...	313	...	313	4	...	4	34	...	34	351	...	351
Mining Engineers ...	46	...	46	46	...	46
Missionaries ...	118	103	221	2	...	2	120	103	223
Magistrates ...	51	...	51	51	...	51
Musical Instrument Dealers	10	...	10	10	...	10
Motormen ...	70	...	70	70	...	70
Managers, Railway ...	3	...	3	3	...	3
Militia Staff Officers ...	6	...	6	6	...	6
Mine Managers ...	15	...	15	15	...	15
Marines, Royal Navy ...	43	...	43	43	...	43
Mine Labourers	600	...	600	600	...	600
Not stated ...	511	295	806	134	52	186	48	17	65	693	364	1,057
Nurses (Professional and Domestic) ...	2	508	510	8	10	18	...	8	8	10	526	536
Newsvendors	8	...	8	8	...	8
Opticians ...	8	...	8	8	...	8
Overseers (not specified) ...	216	...	216	5	...	5	7	...	7	228	...	228
Outfitters and Assistants ...	164	...	164	2	...	2	166	...	166
Organ Builders ...	4	...	4	4	...	4
Officers and Soldiers H.M. Forces ...	2,483	195	2,678	2,483	195	2,678
Pawnbrokers ...	2	...	2	2	...	2
Plasterers ...	252	...	252	8	...	8	260	...	260
Platelayers ...	225	...	225	13	...	13	3	...	3	241	...	241
Painters ...	661	...	661	79	...	79	111	...	111	851	...	851
Publishers ...	9	1	10	9	1	10
Printers and Compositors ...	447	1	448	61	...	61	21	...	21	529	1	530
Photographers and Assistants ...	83	16	99	12	...	12	1	...	1	96	16	112
Plumbers and Tinsmiths ...	356	...	356	81	...	81	46	...	46	483	...	483
Prospectors ...	34	...	34	34	...	34

General Summary (continued).

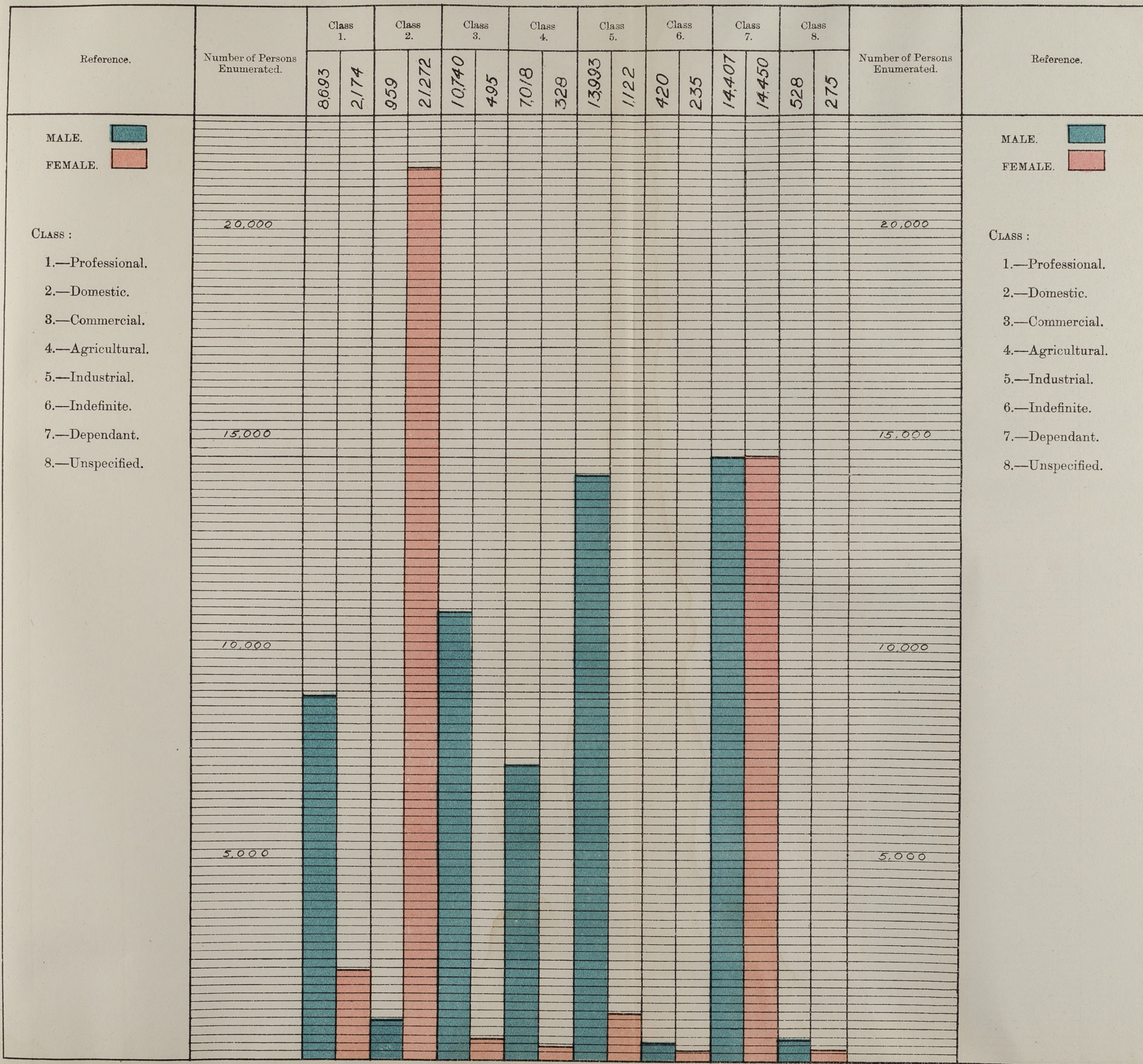
Occupations.	Europeans or Whites.			Indians and Asiatics.			Mixed and Others.			Total.		
	M.	F.	Total.	M.	F.	Total.	M.	F.	Total.	M.	F.	Total.
Professional Sportsmen	4	...	4	4	...	4
Produce Dealers ...	109	2	111	34	...	34	143	2	145
Poultry Farmers ...	23	3	26	22	...	22	2	...	2	47	3	50
Police, Municipal ...	138	...	138	16	...	16	1	...	1	155	...	155
Police, Natal ...	933	...	933	76	...	76	1,009	...	1,009
Police, Water ...	27	...	27	27	...	27
Pensioners, Civil and Military ...	40	...	40	1	...	1	41	...	41
Paupers ...	1	23	24	25	3	28	...	1	1	26	27	53
Porters (Hotel and General) ...	25	...	25	175	...	175	200	...	200
Pilots ...	8	...	8	1	...	1	9	...	9
Planters (General) ...	95	1	96	131	2	133	3	...	3	229	3	232
Paper Makers ...	4	...	4	4	...	4
Post Cart Drivers	8	...	8	8	...	8
Psychologists ...	1	...	1	1	...	1
Pumpmen, N.G.R. ...	1	...	1	32	...	32	33	...	33
Pointsmen, N.G.R.	138	...	138	138	...	138
Pattern Makers ...	17	...	17	1	...	1	18	...	18
Patients in Hospital (not specified)	50	31	81	50	31	81
Potters ...	3	...	3	5	...	5	8	...	8
Patients in N.G. Asylum	86	19	105	12	5	17	98	24	122
Quarrymen ...	16	...	16	56	...	56	2	...	2	74	...	74
Religious Brotherhoods and Sisterhoods ...	163	189	352	163	189	352
Riggers ...	34	...	34	34	...	34
Rivetters ...	37	...	37	22	...	22	59	...	59
Ricksha Owners ...	39	4	43	1	...	1	1	...	1	41	4	45
Restaurant Keepers ...	53	11	64	25	1	26	5	...	5	83	12	95
Sweep (Chimney) ...	1	...	1	1	...	1
Speculators ...	29	...	29	29	...	29
Stock Farmers ...	18	...	18	18	...	18
Scholars ...	8,206	8,266	16,472	1,843	397	2,240	455	455	910	10,504	9,118	19,622
School Teachers ...	276	709	985	66	4	70	4	10	14	346	723	1,069
Surveyors ...	95	...	95	95	...	95
Solicitors and Lawyers ...	202	...	202	2	...	2	204	...	204
Solicitors' Clerks ...	138	5	143	4	...	4	142	5	147
Stationers and Assis- tants ...	79	10	89	2	...	2	81	10	91
Saddlers and Assistants ...	95	...	95	6	...	6	9	...	9	110	...	110
Sailors and Ships Officers ...	731	...	731	86	...	86	56	...	56	873	...	873
Shipwrights ...	86	...	86	2	...	2	1	...	1	89	...	89
Sawyers ...	70	...	70	56	...	56	126	...	126
Stationmasters, N.G.R. ...	174	...	174	174	...	174
Storekeepers (General) ...	622	36	658	1,241	19	1,260	55	...	55	1,918	55	1,973
Storekeepers' Assistants ...	958	294	1,252	1,320	3	1,323	54	18	72	2,332	315	2,647
Stewards ...	189	18	207	43	...	43	232	18	250
Sugar Boilers ...	14	...	14	1	...	1	8	...	8	23	...	23
Shunters, N.G.R. ...	72	...	72	3	...	3	75	...	75
Sail and Tent Makers ...	59	1	60	4	...	4	2	...	2	65	1	66
Soap and Oil Factors ...	3	...	3	3	...	3
Ship Owners ...	5	...	5	5	...	5
Secretaries ...	44	7	51	44	7	51
Sirdars	304	...	304	1	...	1	305	...	305

General Summary (continued).

Occupations.	Europeans or Whites.			Indians and Asiatics.			Mixed and Others.			Total.		
	M.	F.	Total.	M.	F.	Total.	M.	F.	Total.	M.	F.	Total.
Shipping and Forwarding Agents ...	52	...	52	1	...	1	53	...	53
Shipping Clerks ...	290	...	290	2	...	2	292	...	292
Signalmen, N.G.R. ...	45	...	45	1	...	1	46	...	46
Stevedores ...	2	...	2	2	...	2
Taxidermists ...	1	...	1	1	...	1
Typists and Shorthand Writers ...	24	156	180	4	4	24	160	184
Ticket Inspectors, N.G.R. ...	26	...	26	26	...	26
Transport Riders ...	63	...	63	2	...	2	14	...	14	79	...	79
Trainers (Horse) ...	17	...	17	17	...	17
Tailors and Assistants	264	2	266	125	1	126	8	...	8	397	3	400
Tobacconists and Asst'nts	47	...	47	22	...	22	69	...	69
Tanners ...	2	...	2	2	...	2
Telephone Operators	26	26	1	...	1	1	26	27
Tea Tasters ...	1	...	1	1	...	1
Upholsters, N.G.R. ...	20	...	20	20	...	20
Undertakers ...	11	...	11	11	...	11
Upholsters ...	43	3	46	1	...	1	6	...	6	50	3	53
Veterinary Surgeons ...	24	...	24	2	...	2	1	...	1	27	...	27
Watchmakers ...	72	...	72	1	...	1	2	...	2	75	...	75
Wool Merchants and Assistants ...	15	...	15	15	...	15
Waiters ...	55	45	100	655	3	658	6	8	14	716	56	772
Wire Workers ...	6	...	6	12	...	12	18	...	18
Wine & Spirit Merchants and Assistants ...	42	...	42	42	...	42
Wharfingers ...	6	...	6	6	...	6
Wagonmakers and Assistants ...	143	...	143	10	...	10	26	...	26	179	...	179
Wheelwrights ...	41	...	41	3	...	3	44	...	44
Warders (Convict) ...	26	...	26	...	2	2	26	2	28
Wagon Drivers	3	...	3	9	...	9	12	...	12
Weaver	1	...	1	1	...	1

COLONY OF NATAL. CENSUS, 1904.

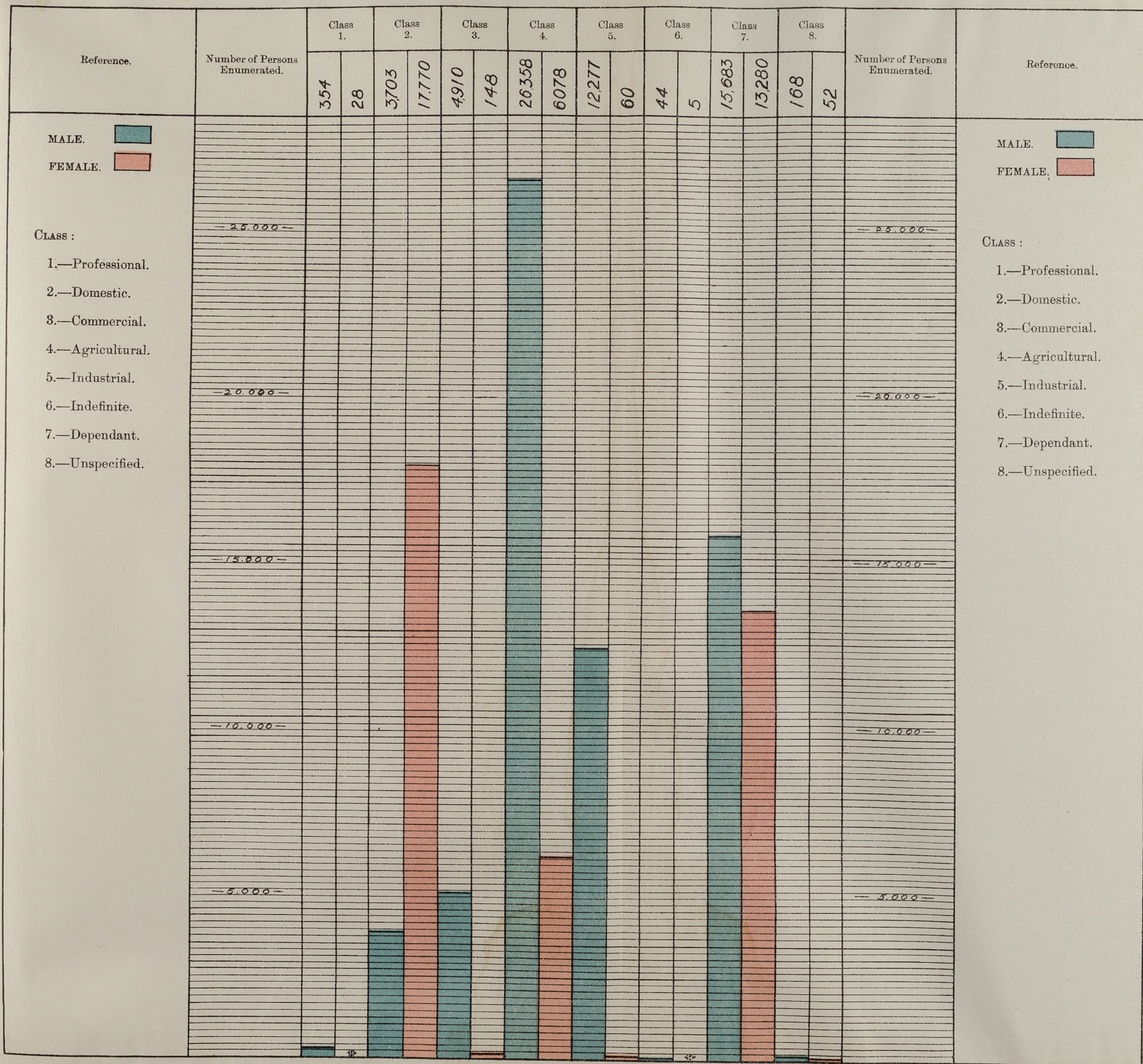
Diagram of the Occupations of the People, "Europeans or Whites," Males and Females, Classified according to the Eight Different Classes, according to the Census, April, 1904.



NOTE.—The space between any two lines represents 200 persons.

COLONY OF NATAL. CENSUS, 1904.

Diagram of the Occupations of the People, "Indians and Asiatics," Males and Females, Classified according to the Eight Different Classes, according to the Census, April, 1904.

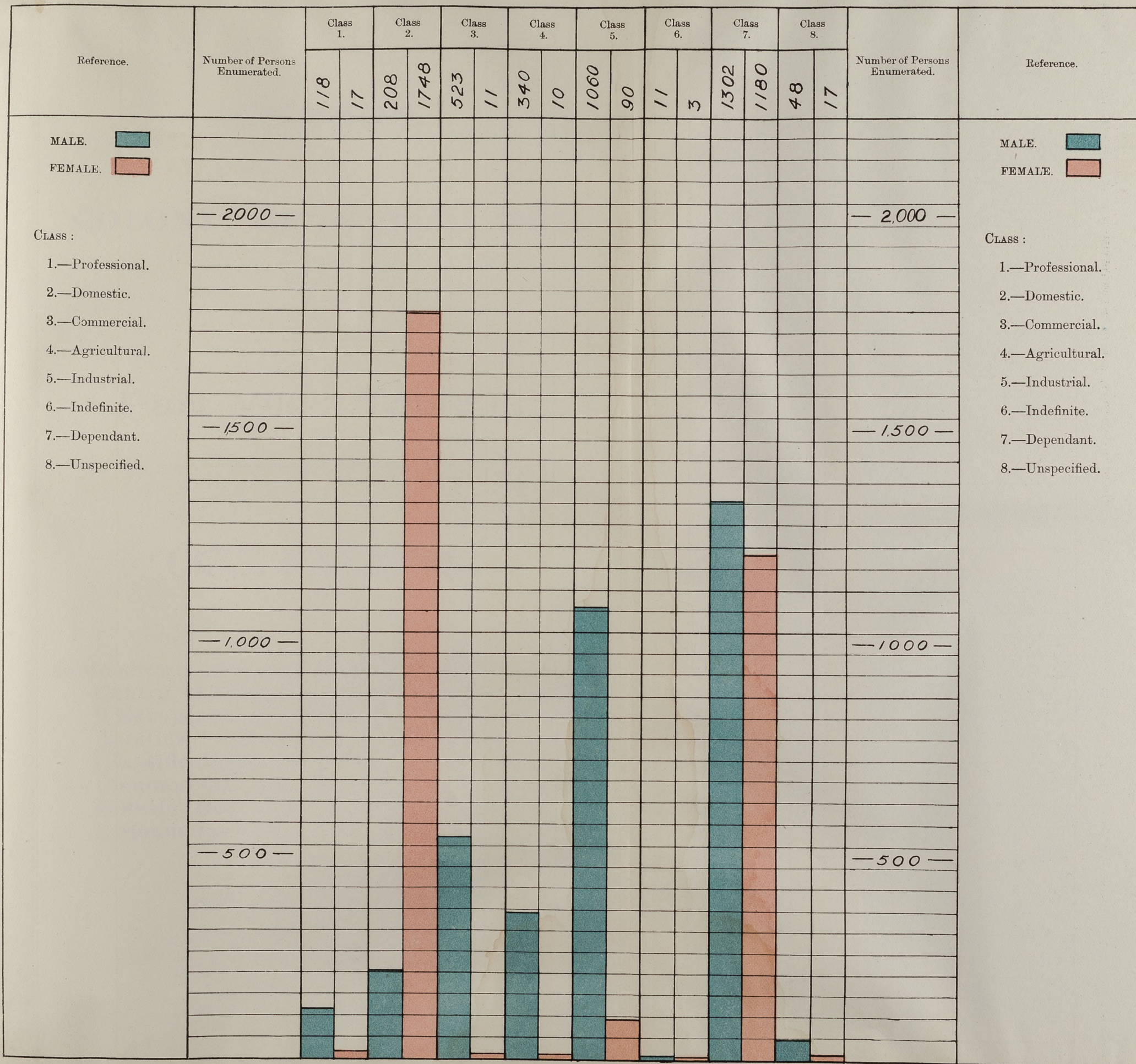


Note.—The space between any two lines represents 200 persons.

The numbers marked thus * are so small as to be graphically indefinable.

COLONY OF NATAL. CENSUS, 1904.

Diagram of the Occupations of the People, "Mixed and Others," *Males and Females*, Classified according to the Eight Different Classes, according to the Census, April, 1904.



NOTE.—The space between any two lines represents 50 persons.

Ship
in
Ship
Sigr
Stev
Tax
Typ
W
Tick
Trai
Trai
Tail
Tob
Tan
Tel
Tea
Upl
Unc
Upl
Vct
Wa
Wo
A
Wa
Win
Win
a
Wh
Wa
ti
Wh
Wa
Wa
We

CENSUS

OF THE

COLONY OF NATAL, 1904.

Part VIII. Table II.

OCCUPATIONS.

Table shewing for each Magisterial Division or Centre, the Occupations of the three Races, "Europeans or Whites," "Indians and Asiatics," "Mixed and Others," under Eight Classifications, viz., Professional, Domestic, Commercial, Agricultural, Industrial, Indefinite, Dependants, and Unspecified, with a Summary for the three Races combined.

See Paragraph 292.

Part VIII. Table II.—Summary shewing for each Magisterial Division or Centre the Occupations of the "European or White" Population under eight classifications, according to the Census of April, 1904.

Sec- tion.	Magisterial Divisions or Centre.	1. Professional.			2. Domestic.			3. Commercial.			4. Agricultural.		
		P.	M.	F.	P.	M.	F.	P.	M.	F.	P.	M.	F.
	Totals	10,867	8,693	2,174	22,231	959	21,272	11,235	10,740	495	7,346	7,018	328
1	Klip River ...	49	38	11	246	16	230	46	43	3	284	274	10
2	Lion's River ...	122	65	57	377	17	360	103	99	4	252	242	10
3	Ixopo ...	86	59	27	209	9	200	29	28	1	198	187	11
4	Alexandra County ...	105	66	39	211	19	192	90	85	5	118	113	5
5	Upper Umkomanzi ...	62	50	12	263	6	257	45	44	1	177	172	5
6	Newcastle ...	128	95	31	565	22	543	154	148	6	464	459	5
7	Impendhle ...	53	26	27	104	7	97	8	8	...	116	108	8
8	Dundee ...	92	58	34	476	8	468	99	98	1	405	395	10
9	Inanda ...	128	73	55	407	13	394	201	190	11	164	161	3
10	Lower Tugela ...	117	80	37	226	10	216	83	81	2	132	123	9
11	Bergville ...	31	26	5	129	1	128	10	10	...	162	158	4
12	Estcourt ...	181	108	73	665	41	624	167	160	7	533	524	9
13	Mapamulo ...	20	16	4	6	...	6	8	8	...	1	1	...
14	Umgeni ...	50	50	...	303	7	296	81	79	2	153	151	2
15	New Hanover ...	48	31	17	400	3	397	44	40	4	390	370	20
16	Umlazi ...	603	418	185	1,581	58	1,523	990	962	28	295	285	10
17	Alfred County ...	56	38	18	85	...	85	34	33	1	74	71	3
18	Camperdown ...	42	29	13	217	4	213	68	67	1	182	174	8
19	Umvoti County ...	47	31	16	240	...	240	21	18	3	281	272	9
20	Ndwedwe ...	17	10	7	4	...	4
21	Utrecht ...	20	11	9	488	1	487	14	13	1	653	611	42
22	Krantzkop ...	27	21	6	91	1	90	21	21	...	92	85	7
23	Lower Umzimkulu ...	84	61	23	203	22	181	66	60	6	112	100	12
24	Umsinga ...	27	23	4	7	7	...	95	55	40
25	Vryheid ...	104	87	17	666	6	660	30	30	...	795	755	40
26	Paulpietersberg ...	36	31	5	229	2	227	22	22	...	234	221	13
27	Weenen County ...	48	42	6	166	5	161	14	14	...	196	190	6
28	Polela ...	66	44	22	125	11	114	13	13	...	73	64	9
29	Underberg ...	22	13	9	2	1	1	4	4	...	119	117	2
30	Eshowe, Zululand	76	63	13	136	6	130	67	65	2	6	6	...
30A	N'qutu "	27	25	2	32	2	30	20	20	2	2	2	...
30B	Nkandhla "	30	27	3	27	1	26	23	23	...	4	4	...
30C	Emtonjaneni "	31	23	8	3	2	1	20	20	...	82	75	7
30D	Ndwandwe "	16	15	1	10	...	10	13	12	1	3	3	...
30E	Lower Umfolosi "	11	11	...	10	2	8	6	5	1	1	1	...
30F	Ubombo "	6	6	...	1	...	1	3	3
30G	Hlabisa "	23	18	5	9	1	8	10	10	...	1	1	...
30H	Ingwavuma "	18	18	...	4	...	4	4	4
30I	Umlalazi "	31	26	5	41	3	38	29	29	...	4	4	...
30J	Mahlabatini "	12	10	2	8	...	8	9	9	...	1	1	...
31	Municipality, P.M.Burg	1,934	1,572	362	3,485	51	3,434	1,817	1,604	213	115	115	...
32	" Durban	2,814	2,143	671	7,447	267	7,180	4,599	4,464	135	114	114	...
33	" Ladysmith	146	121	25	563	34	529	470	457	13	30	29	1
34	" Newcastle	95	72	23	324	20	304	121	111	10	22	20	2
35	" Dundee	105	82	23	332	12	320	128	116	12	29	28	1
36	Local Board, Verulam	46	38	8	96	1	95	47	45	2	3	3	...
37	" Greytown	87	60	27	287	12	275	93	89	4	47	47	...
38	" Utrecht	47	33	14	98	1	97	40	38	2	40	36	4
38A	" Vryheid	101	89	12	308	14	294	154	142	12	72	71	1
39	Natal Harbour Board Shipping ...	84	81	3	303	234	69	953	953	...	8	8	...
40	His Majesty's Troops	2,600	2,405	195
41	Passengers, N.G. Rlys.	58	55	3	23	6	17	137	136	1	12	12	...

Part VIII. Table II.—Summary shewing for each Magisterial Division or Centre, the Occupations of the "European or White" Population under eight classifications, according to the Census of April, 1904.

5. Industrial.			6. Indefinite.			7. Dependant.			8. Unspecified.			Total.		
P.	M.	F.	P.	M.	F.	P.	M.	F.	P.	M.	F.	P.	M.	F.
15,115	13,993	1,122	655	420	235	28,857	14,407	14,450	803	528	275	97,109	56,758	40,351
94	86	8	4	3	1	359	170	189	25	2	23	1,107	632	475
102	98	4	18	13	5	588	364	224	2	2	...	1,564	900	664
67	54	13	4	2	2	275	134	141	8	6	2	876	479	397
108	92	16	10	9	1	301	148	153	10	10	...	953	542	411
76	66	10	2	...	2	308	170	138	17	9	8	950	517	433
261	249	12	6	3	3	742	386	356	13	13	...	2,331	1,375	956
100	100	132	62	70	1	1	...	514	312	202
234	212	22	4	4	...	616	325	291	34	29	5	1,960	1,129	831
156	145	11	15	7	8	487	239	248	1,558	828	730
82	80	2	10	6	4	293	136	157	14	7	7	957	523	434
6	5	1	1	1	...	185	89	96	4	3	1	528	293	235
201	194	7	15	10	5	875	460	415	20	...	20	2,657	1,497	1,160
...	17	8	9	52	33	19
148	148	...	14	13	1	322	153	169	30	16	14	1,101	617	484
95	73	22	8	5	3	638	330	308	13	7	6	1,636	859	777
720	683	37	73	52	21	1,982	901	1,081	6,244	3,359	2,885
38	38	...	5	5	...	177	84	93	13	5	8	482	274	208
58	57	1	5	1	4	342	164	178	36	12	24	950	508	442
43	42	1	5	3	2	314	190	124	28	13	15	979	569	410
2	2	6	5	1	29	17	12
53	24	29	4	4	...	700	359	341	10	10	...	1,942	1,033	909
10	9	1	98	50	48	9	7	2	348	194	154
111	104	7	10	7	3	309	178	131	17	8	9	912	540	372
28	9	19	1	1	...	100	54	46	2	1	1	260	150	110
50	33	17	5	5	...	1,184	617	567	8	...	8	2,842	1,533	1,309
22	21	1	416	190	226	11	6	5	970	493	477
31	30	1	2	2	...	267	154	113	4	...	4	728	437	291
173	162	11	147	67	80	3	2	1	600	363	237
21	21	...	1	...	1	198	58	140	6	2	4	373	216	157
57	56	1	3	2	1	226	125	101	4	2	2	575	325	250
12	12	...	3	2	1	48	14	34	2	2	...	146	79	67
22	22	31	19	12	1	...	1	138	96	42
10	9	1	1	1	...	201	77	124	7	3	4	355	210	145
12	12	21	9	12	75	51	24
8	8	7	5	2	43	32	11
6	6	7	2	5	23	17	6
25	25	24	10	14	1	1	...	93	66	27
...	5	2	3	31	24	7
13	12	1	43	21	22	2	1	1	163	96	67
4	4	...	1	1	...	14	4	10	2	...	2	51	29	22
2,564	2,332	232	138	72	66	4,845	2,282	2,563	188	106	82	15,086	8,134	6,952
7,945	7,370	575</												

Part VIII. Table II.—Summary showing for each Magisterial Division or Centre the Occupations of the "Indian or Asiatic" Population under eight classifications, according to the Census of April, 1904.

Section.	Magisterial Divisions or Centre.	1. Professional.			2. Domestic.			3. Commercial.			4. Agricultural.		
		P.	M.	F.	P.	M.	F.	P.	M.	F.	P.	M.	F.
	Totals	382	354	28	21,473	3,703	17,770	5,057	4,010	148	32,436	26,358	6,078
1	Klip River ...	2	2	...	249	13	236	60	59	1	109	87	22
2	Lion's River ...	9	9	...	224	74	150	66	65	1	663	600	63
3	Ixopo	17	4	13	9	9	...	72	63	9
4	Alexandra County ...	10	9	1	1,032	104	928	82	81	1	3,269	2,678	591
5	Upper Umkomanzi ...	3	3	...	96	30	63	74	74	...	371	306	65
6	Newcastle ...	3	3	...	294	90	204	191	186	5	228	169	59
7	Impendhle	31	8	23	10	10	...	158	136	22
8	Dundee ...	3	3	...	202	23	179	70	70	...	45	41	4
9	Inanda ...	30	30	...	3,519	212	3,307	334	329	5	10,137	7,756	2,381
10	Lower Tugela ...	15	14	1	1,988	100	1,888	187	185	2	5,322	4,089	1,233
11	Bergville	19	3	16	10	10	...	51	49	2
12	Estcourt ...	4	4	...	253	91	162	98	97	1	697	650	47
13	Mapumulo	1	1	...	3	3	...
14	Umgeni ...	6	6	...	459	43	416	68	68	...	930	856	74
15	New Hanover	83	30	53	23	23	...	657	539	118
16	Umlazi ...	76	76	...	6,118	489	5,629	889	869	20	6,813	6,224	589
17	Alfred County	4	...	4	16	16	...	17	17	...
18	Camperdown ...	2	2	...	174	39	135	49	49	...	384	366	18
19	Umvoti County	40	5	35	26	26	...	165	146	19
20	Ndwedwe	1	1	...
21	Utrecht	1	1	...
22	Krantzkop	7	1	6	5	5	...	18	15	3
23	Lower Umzimkulu ...	5	5	...	131	26	105	29	29	...	910	724	186
24	Umsinga	11	1	10	15	15	...	7	7	...
25	Vryheid	2	2	...	2	2	...
26	Paulpietersburg
27	Weenen County ...	2	2	...	7	3	4	20	20	...	13	12	1
28	Polela ...	1	1	...	88	8	80	16	16	...	102	99	3
29	Underberg	11	4	7	54	52	2
30	Eshowe, Zululand	1	1	...	22	3	19	5	3	2
30A	N'qutu "	1	1
30B	Nkandhla "
30C	Entonjaneni "	1	1
30D	Ndwandwe "
30E	Lower Umfolosi "	1	...	1	2	2
30F	Ubombo "	2	2
30G	Hlabisa "	3	3
30H	Ingwavuma "
30I	Umlalazi "	5	2	3	7	4	3
30J	Mahlabatini "
31	Municipality, P.M.Burg	34	33	1	1,511	606	905	592	532	60	266	244	22
32	" Durban	134	109	25	4,010	1,334	2,676	1,338	1,298	40	614	163	451
33	" Ladysmith	9	9	...	304	111	193	245	245	...	76	40	36
34	" Newcastle	8	8	...	138	48	90	128	120	8	9	7	2
35	" Dundee	8	8	...	119	63	56	115	114	1	26	24	2
36	Local Board, Verulam	11	11	...	165	46	119	66	63	3	224	178	46
37	" Greytown	3	3	...	63	18	45	37	37	...	6	5	1
38	" Utrecht
38A	" Vryheid	19	15	4	7	7	...	1	1	...
39	Natal Harbour Board
39	Shipping ...	2	2	...	43	43	...	168	168
40	His Majesty's Troops	7	5	2	1	1
41	Passengers, N. G. Rlys.	1	1	...	4	3	1	7	7	...	3	1	2

Part VIII. Table II.—Summary showing for each Magisterial Division or Centre, the Occupations of the "Indian or Asiatic" Population under eight classifications, according to the Census of April, 1904.

5. Industrial.			6. Indefinite.			7. Dependant.			8. Unspecified.			Total.		
P.	M.	F.	P.	M.	F.	P.	M.	F.	P.	M.	F.	P.	M.	F.
12,337	12,277	60	49	44	5	28,963	15,683	13,280	220	168	52	100,918	63,497	37,421
770	770	213	110	103	3	3	...	1,406	1,044	362
7	7	308	141	167	1	1	...	1,278	897	381
...	1	1	...	36	22	14	3	3	...	138	102	36
94	94	1,867	1,020	847	6,354	3,986	2,368
12	12	87	42	45	2	2	...	645	469	176
385	385	377	211	166	17	7	10	1,495	1,051	444
1	1	35	12	23	235	167	68
1,330	1,330	329	202	127	13	13	...	1,992	1,682	310
1,235	1,235	...	2	1	1	6,217	3,073	3,144	21,474	12,636	8,838
74	74	3,431	1,812	1,619	11	...	11	11,028	6,274	4,754
...	27	11	16	4	4	...	111	77	34
45	45	211	89	122	13	12	1	1,321	988	333
...	4	4	...
60	60	...	1	1	...	423	200	223	17	11	6	1,964	1,245	719
3	3	124	48	76	5	5	...	895	648	247
694	694	...	11	9	2	8,397	5,042	3,355	22,998	13,403	9,595
1	1	13	9	4	51	43	8
54	54	117	56	61	33	23	10	813	589	224
4	4	64	31	33	8	5	3	307	217	90
...	1	1	...
...	1	1	...
...	1	...	1	5	5	...	36	26	10
12	12	291	150	141	10	4	6	1,388	950	438
...	26	10	16	3	1	2	62	34	28
...	4	4	...
...
9	9	12	6	6	63	52	11
45	45	34	8	26	286	177	109
...	5	2	3	70	58	12
29	29	23	11	12	80	47	33
...	1	1	...
...	1	1	...
...
2	2	5	4	1
...	2	2	...
2	2	5	5	...
...
7	7	7	5	2	26	18	8
...
1,322	1,322	...	3	3	...	1,503	802	701	49	46	3	5,280	3,588	1,692
5,528	5,468	60	31	29	2	3,953	2,085	1,868	23	23	...	15,631	10,509	5,122
197	197	305	179	126	1,136	781	355
88	88	144	77	67	515	348	167
59	59	81	45	36	408	313	95
53	53	181	97	84	700	448	252
65	65	98	63	34	271	191	80
...
...</										

Part VIII. Table II.—Summary shewing for each Magisterial Division or Centre the Occupations of the "Mixed and Other" Population under eight classifications, according to the Census of April, 1904.

Section.	Magisterial Division or Centre.	1. Professional.			2. Domestic.			3. Commercial			4. Agricultural.		
		P.	M.	F.	P.	M.	F.	P.	M.	F.	P.	M.	F.
		Totals											
		135	118	17	1,956	208	1,748	534	523	11	350	340	10
1	Klip River ...				4	2	2				1	1	
2	Lion's River ...				38	14	24				6	6	
3	Ixopo ...	2		2	39	3	36	4	4		15	15	
4	Alexandra County ...	2		2	60	10	50	3	3		19	18	1
5	Upper Umkomanzi ...				24	1	23				6	6	
6	Newcastle ...	1	1		73	16	57	3	3		21	21	
7	Impendhle ...				19	4	15				4	4	
8	Dundee ...	1	1		16		16	3	3		8	7	1
9	Inanda ...	2	2		53	1	52	5	5		10	8	2
10	Lower Tugela ...				41	8	33				28	28	
11	Bergville ...				9		9				13	13	
12	Estcourt ...				48	18	30				23	23	
13	Mapumulo ...												
14	Umgeni ...	1	1		11		11				6	6	
15	New Hanover ...	1	1		13	9	4				3	3	
16	Umlazi ...	5	4	1	151	21	130	34	34		15	14	1
17	Alfred County ...	2	1	1	172	5	167	19	19		58	58	
18	Camperdown ...				3		3	2	2		1	1	
19	Umvoti County ...				22		22	2	2		8	7	1
20	Ndwedwe ...												
21	Utrecht ...				8		8	1	1		5	5	
22	Krantzkop ...				4	1	3	1	1		5	5	
23	Lower Umzimkulu ...	1	1		20	6	14	3	3		3	3	
24	Umsinga ...										5	3	2
25	Vryheid ...							2	2		4	3	1
26	Paulpietersburg ...				2	1	1						
27	Weenen County ...				5		5	3	3		2	2	
28	Polela ...	2	2		32	1	31	1	1		23	23	
29	Underberg ...				9	3	6	1	1		3	3	
30	Eshowe, Zululand	5	3	2	11		11	7	7				
30A	N'qutu "							2	2				
30B	Nkandhla "												
30C	Emtongweni "				4	1	3	2	2				
30D	Ndwandwe "				6		6				2	2	
30E	Lower Umfolosi "				1		1	2	2				
30F	Ubombo "							1	1				
30G	Hlabisa "												
30H	Ingwavuma "												
30I	Umlalazi "				4		4				1	1	
30J	Mahlabatini "												
31	Municipality, P.M.Burg	7	4	3	369	43	326	110	110		9	9	
32	" Durban	76	74	2	519	14	505	242	231	11	30	30	
33	" Ladysmith	1	1		33	6	27	4	4				
34	" Newcastle	1		1	29	3	26	3	3		1	1	
35	" Dundee				19	3	16	8	8				
36	Local Board, Verulam	1		1	10		10	5	5		1	1	
37	" Greytown				32	4	28	4	4		3	3	
38	" Utrecht				17	2	15				3	3	
38A	" Vryheid				18	4	14	4	4		3	3	
39	Natal Harbour Board Shipping ...				5	4	1	50	50				
40	His Majesty's Troops							3	3				
41	Passengers, N. G. Rlys.	24	22	2	3		3				2	2	

Part VIII. Table II.—Summary shewing for each Magisterial Division or Centre, the Occupations of the "Mixed and Other" Population under eight classifications, according to the Census of April, 1904.

5. Industrial.			6. Indefinite.			7. Dependant.			8. Unspecified.			Total.		
P.	M.	F.	P.	M.	F.	P.	M.	F.	P.	M.	F.	P.	M.	F.
1,150	1,030	90	14	11	3	2,482	1,302	1,180	65	48	17	6,686	3,610	3,076
						5	3	2				10	6	4
9	9					24	15	9	3	3		80	47	33
6	5	1	1	1		56	32	24				123	60	63
19	18	1	1	1		100	54	46	8	3	5	212	107	105
9	8	1				11	8	3	5	5		55	28	27
12	11	1				67	24	43	9	5	4	186	81	105
8	8					17	5	12				48	21	27
25	23	2				14	4	10	2		2	69	38	31
57	56	1	1	1		93	45	48				221	118	103
2	2					86	47	39	3	3		161	89	72
3	3					3	2	1				28	18	10
8	8					38	21	17	2	2		119	72	47
10	10					11	8	3				39	25	14
2	2					21	16	5				40	31	9
127	123	4	3	3		220	115	105				555	314	241
71	65	6				232	121	111	5	2	3	559	271	288
1	1					4	2	2				11	6	5
						46	23	23				78	32	46
						9	5	4				23	11	12
						11	8	3	1	1		22	16	6
3	3					29	15	14	5	5		64	36	28
												5	3	2
						13	4	9				19	9	10
1	1											3	2	1
1	1					17	7	10				28	13	15
16	16					41	27	14	1	1		116	71	45
2	2					12	11	1	3		3	30	20	10
2	2					28	16	12				54	29	25
i	1					1	1					4	3	1
						2	2	4				14	4	10
						2	2	2				5	2	3
												1	1	
1	1											1	1	
2	2					6		6				13	2	11
254	229	25				401	212	189	9	9		1,159	616	543
432	385	47	6	3	3	636	363	303	9	9		1,980	1,109	871
						14	14					84	37	47
						5	5					97	32	65
						4	4					50	27	23
						6	5	1				33	13	20
						12	12					82	39	43
						7	7					45	23	22
						6	6					46	27	19
1	1					5	3	2				61	58	3
9	9											12	12	
2	2					2	1	1				33	27	6

Part VIII. Table II.—Summary shewing for each Magisterial Division or Centre the Occupations of the People, "All Races," Males and Females (Natives excepted), under eight classifications, according to the Census of 17th April, 1904.

Section.	Magisterial Division or Centre.	1. Professional.			2. Domestic.			3. Commercial.			4. Agricultural.		
		P.	M.	F.	P.	M.	F.	P.	M.	F.	P.	M.	F.
Totals		11,384	9,165	2,219	45,660	4,870	40,790	16,827	16,173	654	40,132	33,716	6,416
1	Klip River ...	51	40	11	499	31	468	106	102	4	394	362	32
2	Lion's River ...	131	74	57	639	105	534	169	164	5	921	848	73
3	Ixopo ...	88	59	29	265	16	249	42	41	1	285	265	20
4	Alexandra County ...	117	75	42	1,303	133	1,170	175	169	6	3,406	2,809	597
5	Upper Umkomanzi ...	65	53	12	383	37	346	119	118	1	554	484	70
6	Newcastle ...	130	99	31	932	128	804	348	337	11	713	649	64
7	Impendhle ...	53	26	27	154	19	135	18	18	...	278	248	30
8	Dundee ...	96	62	34	694	31	663	172	171	1	458	443	15
9	Inanda ...	160	105	55	3,979	226	3,753	540	524	16	10,311	7,925	2,386
10	Lower Tugela ...	132	94	38	2,255	118	2,137	270	266	4	5,482	4,240	1,242
11	Bergville ...	31	26	5	157	4	153	20	20	...	226	220	6
12	Estcourt ...	185	112	73	966	150	816	265	257	8	1,253	1,197	56
13	Mapamulo ...	20	16	4	6	...	6	9	9	...	4	4	...
14	Umgeni ...	57	57	...	773	50	723	149	147	2	1,089	1,013	76
15	New Hanover ...	49	32	17	496	42	454	67	63	4	1,050	912	138
16	Umlazi ...	684	498	186	7,850	568	7,282	1,913	1,865	48	7,123	6,523	600
17	Alfred County ...	58	39	19	261	5	256	69	68	1	149	146	3
18	Camperdown ...	44	31	13	394	43	351	119	118	1	567	541	26
19	Umvoti County ...	47	31	16	302	5	297	49	46	3	454	425	29
20	Ndwedwe ...	17	10	7	4	...	4	1	1	...
21	Utrecht ...	20	11	9	496	1	495	15	14	1	659	617	42
22	Krantzkop ...	27	21	6	102	3	99	27	27	...	115	105	10
23	Lower Umzimkulu ...	90	67	23	354	54	300	98	92	6	1,025	827	198
24	Umsinga ...	27	23	4	11	1	10	22	22	...	107	65	42
25	Vryheid ...	104	87	17	666	6	660	34	34	...	801	760	41
26	Paulpietersberg ...	36	31	5	231	3	228	22	22	...	234	221	13
27	Weenen County ...	50	44	6	178	8	170	37	37	...	211	204	7
28	Polela ...	69	47	22	245	20	225	30	30	...	198	186	12
29	Underberg ...	22	13	9	22	8	14	5	5	...	176	172	4
30	Eshowe, Zululand	82	67	15	169	9	160	74	72	2	11	9	2
30A	Nqutu "	27	25	2	33	3	30	22	22	...	2	2	...
30B	Nkandhla "	30	27	3	27	1	26	23	23	...	4	4	...
30C	Emtongweni "	31	23	8	8	4	4	22	22	...	82	75	7
30D	Ndwandwe "	16	15	1	16	...	16	13	12	1	5	5	...
30E	Lower Umfolosi "	11	11	...	12	2	10	10	9	1	1	1	...
30F	Ubombo "	6	6	...	1	...	1	6	6
30G	Hlabisa "	23	18	5	12	4	8	10	10	...	1	1	...
30H	Ingwavuma "	18	18	...	4	...	4	4	4
30I	Umlalazi "	31	26	5	50	5	45	29	29	...	12	8	4
30J	Mahlabatini "	12	10	2	8	...	8	9	9	...	1	1	...
31	Municipality, P.M.Burg	1,975	1,609	366	5,365	700	4,665	2,519	2,246	273	390	368	22
32	Durban	3,024	2,326	698	11,976	1,615	10,361	6,179	5,993	186	758	307	451
33	Ladysmith	156	131	25	900	151	749	719	706	13	106	69	37
34	Newcastle	104	80	24	491	71	420	252	234	18	32	28	4
35	Dundee	113	90	23	470	78	392	251	238	13	55	52	3
36	Local Board, Verulam	58	49	9	271	47	224	118	113	5	228	182	46
37	Greytown	90	63	27	382	34	348	134	130	4	56	55	1
38	Utrecht	47	33	14	115	3	112	40	38	2	43	39	4
38A	Vryheid	101	89	12	345	33	312	165	153	12	76	75	1
39	Natal Harbour Board												
	Shipping ...	86	83	3	351	281	70	1,171	1,171	...	8	8	...
40	His Majesty's Troops	2,600	2,405	195	7	5	2	4	4
41	Passengers, N.G. Rlys.	83	78	5	30	9	21	144	143	1	17	15	2

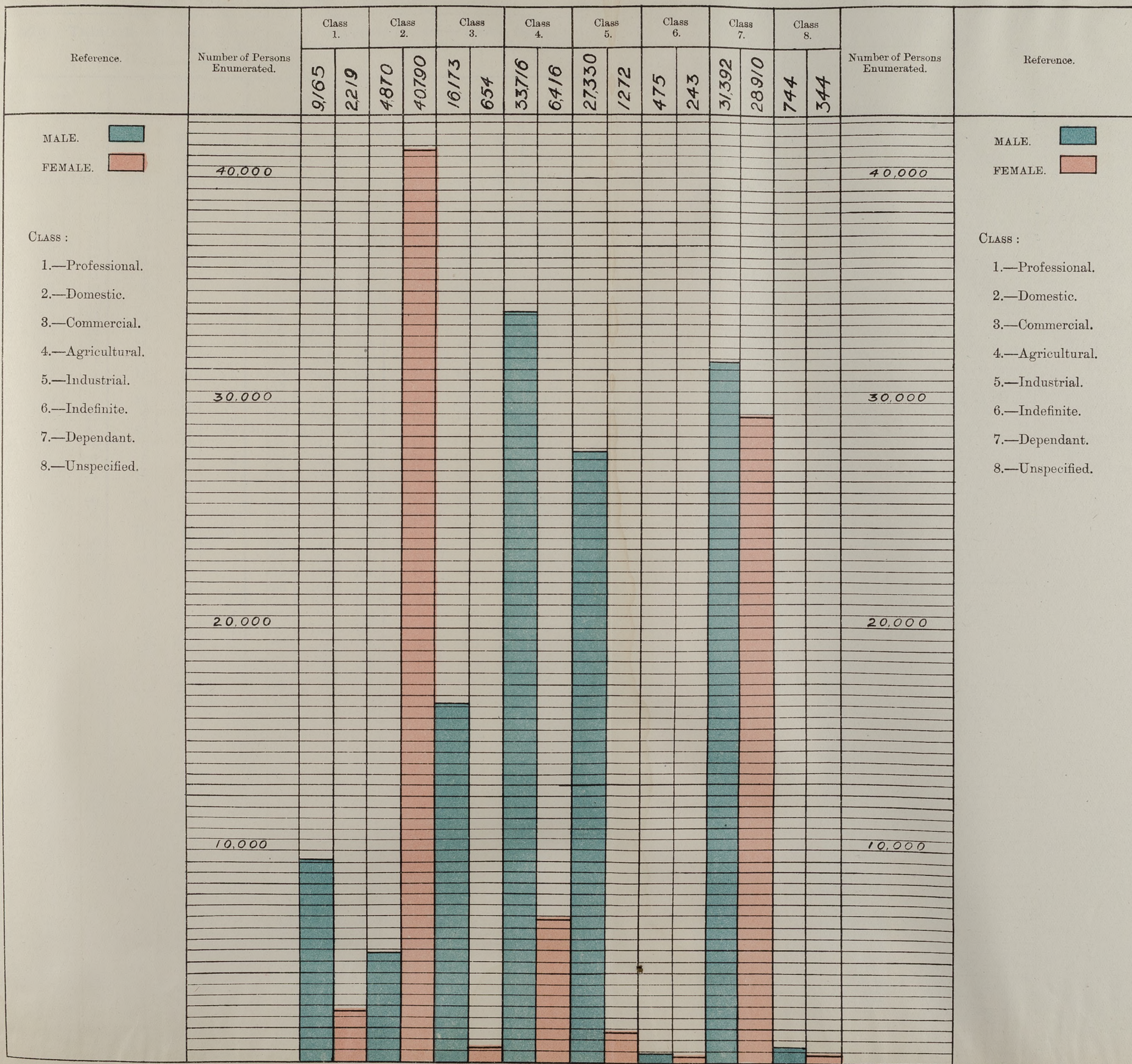
of the accord-

F.
80,848

841
1,078
496
2,884
636
1,505
297
1,172
9,671
5,260
279
1,540
19
1,217
1,033
12,721
504
671
546
12
921
170
838
140
1,319
478
317
391
179
308
68
42
150
34
15
6
27
7
86
22
9,187
18,518
1,387
784
745
446
695
268
597
87
199
35

COLONY OF NATAL, CENSUS, 1904.

Diagram of the Occupations of the People (1) "Europeans or Whites," (2) "Indians and Asiatics," (3) "Mixed and Others," *Males and Females*, Classified according to the Eight Different Classes, according to the Census, April, 1904.



NOTE.—The space between any two lines represents 500 persons.

Part V

Section.	
1	KL
2	Lic
3	Ixc
4	Alc
5	Up
6	Ne
7	Im
8	Du
9	Ina
10	Lo
11	Be
12	Est
13	Ma
14	Un
15	Ne
16	Un
17	Alc
18	Ca
19	Un
20	Nd
21	Ut
22	Kr
23	Lo
24	Un
25	Vr
26	Pa
27	Wo
28	Po
29	Un
30	Est
30A	Nc
30B	Nk
30C	En
30D	Nd
30E	Lo
30F	Uf
30G	Hl
30H	In
30I	Un
30J	Ma
31	Mu
32	
33	
34	
35	
36	Lo
37	
38	
38A	
39	Na
40	Hi
41	Pa

Part VIII. Table II.—Summary shewing for each Magisterial Division or Centre, the Occupations of the People, "All Races," Males and Females (Natives excepted), under eight classifications, according to the Census of 17th April, 1904.

5. Industrial.			6. Indefinite.			7. Dependant.			8. Unspecified.			Total.		
P.	M.	F.	P.	M.	F.	P.	M.	F.	P.	M.	F.	P.	M.	F.
28,602	27,330	1,272	718	475	243	60,302	31,392	28,910	1,088	744	344	204,713	123,865	80,848
864	856	8	4	3	1	577	283	294	28	5	23	2,523	1,682	841
118	114	4	18	13	5	920	520	400	6	6	...	2,922	1,844	1,078
73	59	14	6	4	2	367	188	179	11	9	2	1,137	641	496
221	204	17	11	10	1	2,268	1,222	1,046	18	13	5	7,519	4,635	2,884
97	86	11	2	...	2	406	220	186	24	16	8	1,650	1,014	636
658	645	13	6	3	3	1,186	621	565	39	25	14	4,012	2,507	1,505
109	109	184	79	105	1	1	...	797	500	297
1,589	1,565	24	4	4	...	959	531	428	49	42	7	4,021	2,849	1,172
1,448	1,436	12	18	9	9	6,797	3,357	3,440	23,253	13,582	9,671
158	156	2	11	7	4	3,810	1,995	1,815	28	10	18	12,146	6,886	5,240
9	8	1	1	1	...	215	102	113	8	7	1	667	388	279
254	247	7	15	10	5	1,124	570	554	35	14	21	4,097	2,557	1,540
...	17	8	9	56	37	19
218	218	...	15	14	1	756	361	395	47	27	20	3,104	1,857	1,217
100	78	22	8	5	3	783	394	389	18	12	6	2,571	1,538	1,033
1,541	1,500	41	87	64	23	10,599	6,058	4,541	29,797	17,076	12,721
110	104	6	5	5	...	422	214	208	18	7	11	1,092	588	504
113	112	1	5	1	4	463	222	241	69	35	34	1,774	1,103	671
47	46	1	5	3	2	424	244	180	36	18	18	1,364	818	546
2	2	6	5	1	30	18	12
53	24	29	4	4	...	709	364	345	10	10	...	1,966	1,045	921
10	9	1	110	58	52	15	13	2	406	236	170
126	119	7	10	7	3	629	343	286	32	17	15	2,364	1,526	838
28	9	19	1	1	...	126	64	62	5	2	3	327	187	140
50	33	17	5	5	...	1,197	621	576	8	...	8	2,865	1,546	1,319
23	22	1	416	190	226	11	6	5	973	495	478
41	40	1	2	2	...	296	167	129	4	...	4	819	502	317
234	223	11	222	102	120	4	3	1	1,002	611	391
23	23	...	1	...	1	215	71	144	9	2	7	473	294	179
88	87	1	4	3	1	277	152	125	4	2	2	709	401	308
13	13	...	3	2	1	49	14	35	2	2	...	151	83	68
22	22	31	19	12	1	...	1	138	96	42
10	9	1	1	1	...	203	77	126	7	3	4	364	214	150
12	12	27	11	16	89	55	34
10	10	9	5	4	53	38	15
6	6	7	2	5	26	20	6
28	28	24	10	14	1	1	...	99	72	27
...	5	2	3	31	24	7
22	21	1	56	26	30	2	1	1	202	116	86
4	4	...	1	1	...	14	4	10	2	...	2	51	29	22
4,140	3,883	257	141	75	66	6,749	3,296	3,453	246	161	85	21,525	12,338	9,187
13,905	13,223	682	251	158	93	12,570	6,523	6,047	250	250	...	48,913	30,395	18,518
513	493	20	13	9	4	1,082	543	539	3,489	2,102	1,387
278	268	10	17	16	1	603	296	307	1	1	...	1,778	994	784
259	250	9	6	3	3	616	314	302	1,770	1,025	745
99	95	4	3	3	...	319	161	158	1,096	650	446
202	195	7	10	8	2	596	290	306	1,470	775	695
56	55	1	258	139	119	28	12	16	587	319	268
176	168	8	14	11	3	553	304	249	4	4	...	1,434	837	597
249	248	1	6	6	...	33	20	13	7	7	...	1,911	1,824	87
139	139	3	1	2	2,753	2,554	199
54	54	...	4	4	...	15	9	6	347	312	35

CENSUS

OF THE

COLONY OF NATAL, 1904.

Part VIII. Table III.

OCCUPATIONS.

Table shewing for the Colony the Number of
Persons, "All Races" (Natives excepted),
Males and Females, of the Different Classes
of Occupations, with General Summary and
Proportion Per Cent.

See Paragraphs 305-306.

CENSUS

OF THE

COLONY OF NATAL, 1904.

Part VIII. Table III.

OCCUPATIONS.

Table shewing for the Colony the Number of
Persons, "All Races" (Natives excepted),
Males and Females, of the Different Classes
of Occupations, with General Summary and
Proportion Per Cent.

See Paragraphs 305-306.

Part VIII. Table III—Summary, shewing for the Colony the number of Persons, Males and Females, of Each Race (Natives excepted), of the different classes of Occupation in detail, according to the Census of 17th April, 1904.

Class.	Order.	OCCUPATION:	Europeans or Whites.		Indians and Asiatics.		Mixed and Others.		Totals.					
			Males.	Females.	Total.	Males.	Females.	Total.	Males.	Females.	Total.			
		Totals	56,758	40,351	97,109	63,497	37,421	100,918	3,610	3,076	6,686	123,865	80,848	204,713
I.	A.	Professional— Persons engaged in the General or Local Government (not otherwise classed) or the Defence or Protection of the Colony ...	4,737	235	4,972	82	...	82	12	...	12	4,831	235	5,066
	B.	Persons ministering to Religion and Charity, Law, Health, Education, Art, Literature, Science and Amusements ...	3,956	1,939	5,895	272	28	300	106	17	123	4,334	1,984	6,318
II.	C.	Domestic— Persons engaged in Domestic Offices or Household Duties ...	16	20,383	23,399	636	17,329	17,965	4	1,464	1,468	656	39,176	39,832
	D.	Persons engaged in the supply of Board and Lodging, and in rendering Personal Offices for and Attendance on Men ...	943	889	1,832	3,067	441	3,508	204	284	488	4,214	1,614	5,828
III.	E.	Commercial— Persons who Buy, Sell or Exchange or Insure, Keep or Lend Money, Property or Goods of all kinds ...	6,601	493	7,094	3,997	147	4,144	225	10	235	10,823	650	11,473
	F.	Persons engaged in the Conveyance of Men, Animals, Goods and Messengers ...	4,139	2	4,141	913	1	914	298	1	299	5,350	4	5,354
IV.	G.	Agricultural— Persons possessing Working or Cultivating Land, Raising or Dealing in Animals or following pursuits, subsidiary thereto ...	7,018	328	7,346	26,358	6,078	32,436	340	10	350	33,715	6,416	40,132

V.	H.	Industrial— Persons engaged in Working and Dealing in Art and Mechanic Productions, in which matters are employed in combination ...	2,543	24	2,567	1,301	2	1,303	147	14	161	3,991	40	4,031
	I.	Persons engaged in the Construction or Repairs of Railways, Bridges, Roads, Docks, Earthworks, Water Storage, and in the disposal of dead matter or refuse ...	6,237	...	6,237	5,890	...	5,890	557	...	557	12,684	...	12,684
	J.	Persons dealing in Textile Fabrics, in Dress, and Fibrous Materials ...	861	929	1,790	130	12	142	16	69	85	1,007	1,010	2,017
	K.	Persons dealing in Foods, Drinks, and Stimulants ...	1,530	168	1,698	2,166	42	2,208	53	7	60	3,749	217	3,966
	L.	Persons dealing in Animal and Vegetable Substances ...	830	...	830	2,436	4	2,440	83	...	83	3,349	4	3,353
	"	Persons employed in connection with Mining, working or dealing in Stone, Clay, Earthenware or Glass	1,992	1	1,993	354	...	354	204	...	204	2,550	1	2,551
VI.	N.	Indefinite— Persons of Property or Rank, or Independent Means, not returned under any office or occupation, also	411	227	638	44	5	49	11	3	14	466	235	701
	"	Persons whose pursuits are imperfectly described ...	9	8	17	9	8	17
VII.	O.	Dependants— Persons dependent for support upon natural guardians ...	14,371	14,428	28,799	15,572	13,227	28,799	1,290	1,168	2,458	31,233	28,823	60,056
	"	Persons supported by the community ...	36	22	58	111	53	164	12	12	24	159	87	246
VIII.	P.	Unspecified— Persons whose occupations are unknown and unspecified ...	528	275	803	168	52	220	48	17	65	744	344	1,088

Part VIII. Table III—General Summary, shewing for the Colony the number of Persons, *Males and Females*, of each Race (Natives excepted), of the different Classes of Occupation, according to the Census of 17th April, 1904.

Class.	Occupations.	Europeans or Whites.			Indians and Asiatics.			Mixed and Others.			Total.		
		M.	F.	Total.	M.	F.	Total.	M.	F.	Total.	M.	F.	Total.
	Totals	56,758	40,351	97,109	63,497	37,421	100,918	3,610	3,076	6,686	123,865	80,848	204,713
1	Professional ...	8,693	2,174	10,867	354	28	382	118	17	135	9,165	2,219	11,384
2	Domestic ...	959	21,272	22,231	3,703	17,770	21,473	208	1,748	1,956	4,870	40,790	45,660
3	Commercial ...	10,740	495	11,235	4,910	148	5,058	523	11	534	16,173	654	16,827
4	Agricultural ...	7,018	328	7,346	26,358	6,078	32,436	340	10	350	33,716	6,416	40,132
5	Industrial ...	13,993	1,122	15,115	12,277	60	12,337	1,060	90	1,150	27,330	1,272	28,602
6	Indefinite ...	420	235	655	44	5	49	11	3	14	475	243	718
7	Dependant ...	14,407	14,450	28,857	15,683	13,280	28,963	1,302	1,180	2,482	31,392	28,910	60,302
8	Unspecified ...	528	275	803	168	52	220	48	17	65	744	344	1,088

Shewing for the Colony the proportion per cent. of Persons of each Race (Natives excepted), of the different Classes of Occupation, according to the Census of 17th April, 1904.

Class.	Occupations.	Europeans or Whites.			Indians and Asiatics.			Mixed and Others.			Total.		
		M.	F.	Total.	M.	F.	Total.	M.	F.	Total.	M.	F.	Total.
1	Professional ...	15·32	5·39	11·20	·56	·08	·38	3·27	·55	2·02	7·40	2·74	5·57
2	Domestic... ..	1·69	52·72	22·90	5·83	47·49	21·28	5·76	56·83	29·25	3·93	50·45	22·30
3	Commercial ...	18·92	1·23	11·57	7·73	·40	5·01	14·49	·36	7·99	13·06	·81	8·22
4	Agricultural ...	12·36	·81	7·56	41·51	16·24	32·14	9·42	·32	5·24	27·22	7·94	19·60
5	Industrial ...	24·65	2·78	15·56	19·33	·17	12·22	29·36	2·93	17·20	22·07	1·57	13·97
6	Indefinite ...	·74	·58	·67	·07	·01	·05	·30	·10	·21	·38	·30	·35
7	Dependant ...	25·39	35·81	29·71	24·70	35·48	28·70	36·07	38·36	37·12	25·34	35·76	29·46
8	Unspecified ...	·93	·68	·82	·27	·13	·22	1·33	·55	·97	·60	·43	·53

CENSUS

OF THE

COLONY OF NATAL, 1904.

Part VIII. Table IV.

OCCUPATIONS.

Table shewing for the Colony the Number of Persons, "All Races" (Natives excepted), Males and Females, of the Different Sub-Orders of Occupations.

See Paragraph 317.

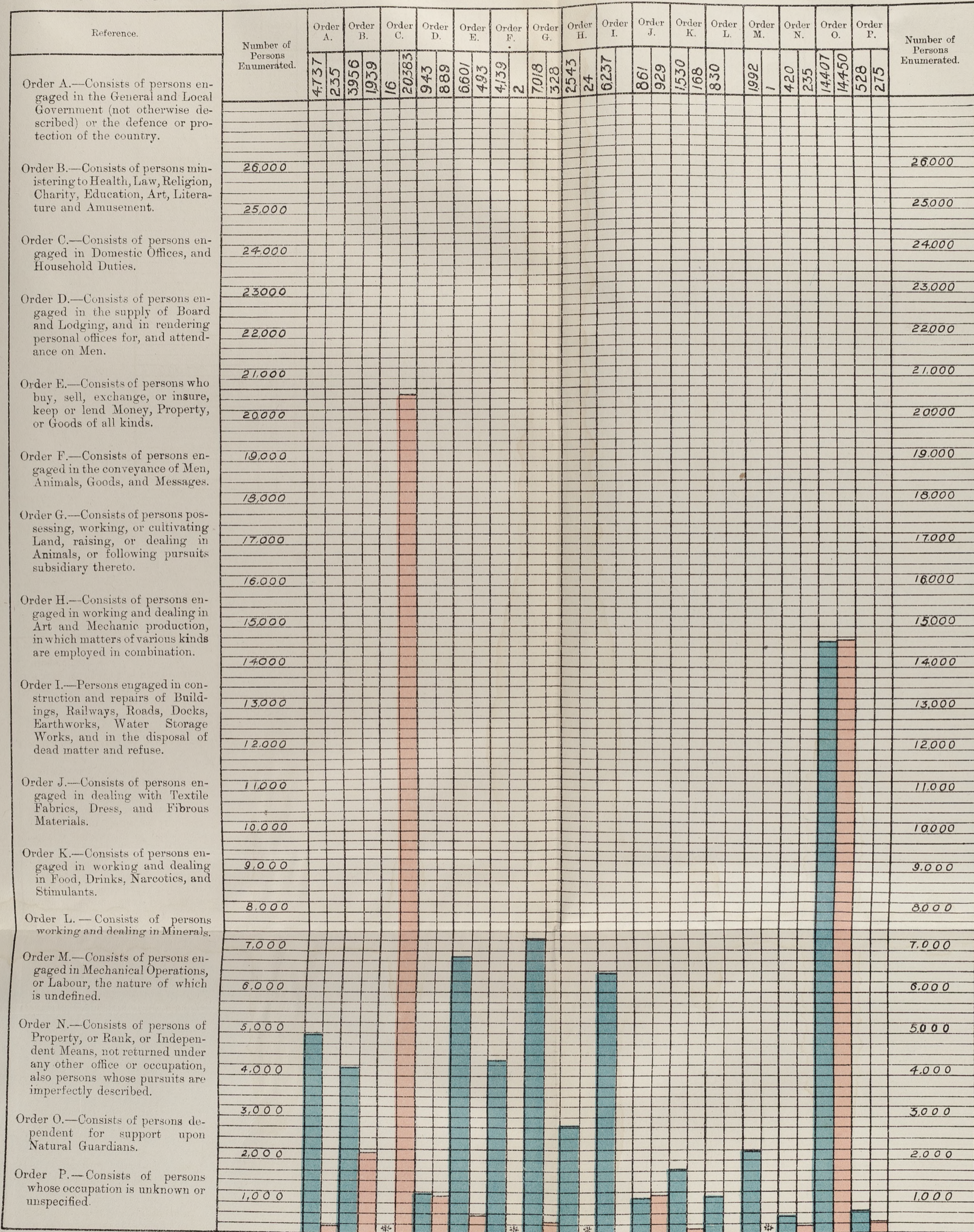
Part VIII. Table IV.—Shewing for the Colony the number of Persons, Males and Females, of each Race (Natives excepted), of the different Sub-Orders of Occupation, according to Census of April, 1904.

Class.	Order.	Sub-Order.	Occupations.			Europeans or Whites.			Indians and Asiatics.			Mixed or Others.			Totals.		
			M.	F.	Total.	M.	F.	Total.	M.	F.	Total.	M.	F.	Total.	M.	F.	Total.
			56,758	40,351	97,109	63,497	37,421	100,918	3,610	3,076	6,686	123,865	80,848	204,713			
I.	A	1	1,506	40	1,546	21	...	21	12	...	12	1,539	40	1,579			
	B	1	3,231	195	3,426	61	...	61	3,292	195	3,487			
		2	560	280	840	77	...	77	7	...	7	644	280	924			
		3	788	5	493	39	...	43	2	...	2	829	9	838			
		4	416	558	974	28	...	44	18	...	18	462	576	1,038			
		5	95	9	104	17	...	17	112	9	121			
		6	39	1	40	1	...	1	41	1	42			
		7	1,459	...	1,459	6	...	6	41	...	41	1,506	...	1,506			
		8	299	917	1,216	66	...	74	4	...	4	369	937	1,306			
		9	88	33	121	12	...	12	2	...	2	102	33	135			
		10	73	127	200	2	...	2	75	139	204			
II.	C	1	139	9	148	29	1	30	194	10	204			
	D	1	16	20,383	20,399	636	17,329	17,965	4	1,464	1,468	656	39,176	39,832			
		2	354	190	544	35	2	37	6	2	8	395	194	589			
		3	589	699	1,288	3,032	439	3,471	198	282	480	3,819	1,420	5,239			
		4	6,601	493	7,094	3,997	147	4,144	225	10	235	10,823	650	11,473			
		5	2,720	2	2,722	377	...	377	22	...	22	3,119	2	3,121			
		6	392	...	392	286	...	286	197	1	198	875	1	876			
		7	917	...	917	163	...	163	66	...	66	1,146	...	1,146			
		8	17	...	17	82	...	83	11	...	11	110	...	111			
		9	93	...	93	5	...	5	2	...	2	100	...	100			
III.	G	1	6,761	328	7,089	26,234	6,078	32,312	237	10	247	33,232	6,416	39,648			
		2	16	...	16	24	...	24	54	...	54	94	...	94			
		3	292	...	292	100	...	100	49	...	49	371	...	371			

Class.	Order.	Sub-Order.	Occupations.			Europeans or Whites.			Indians and Asiatics.			Mixed or Others.			Totals.		
			M.	F.	Total.	M.	F.	Total.	M.	F.	Total.	M.	F.	Total.	M.	F.	Total.
V.	H	4	19	...	19	11	...	11
		1	574	19	593	82	...	82	36	14	50	692	33	725			
		2	11	...	11	11	...	11			
		3	183	...	183	384	1	385	6	...	6	573	1	574			
		4	11	...	11	11	...	11			
		5	790	1	791	85	...	85	52	...	52	927	1	928			
		6	102	...	102	2	...	2	104	...	104			
		7	231	4	235	16	...	17	10	...	10	257	5	262			
		8	641	...	641	784	...	784	41	...	41	1,416	...	1,416			
I.		1	792	...	792	3,019	...	3,019	129	...	129	3,940	...	3,940			
		2	5,445	...	5,445	2,871	...	2,871	428	...	428	8,744	...	8,744			
J.		1	861	929	1,790	180	12	142	16	69	85	1,007	1,010	2,017			
K.		1	573	128	701	184	3	187	15	5	20	772	136	908			
		2	452	18	470	1,725	29	1,754	19	2	21	2,196	49	2,245			
L.		1	505	22	527	257	10	267	19	...	19	781	32	813			
		2	303	...	303	2050	...	2050	4	...	4	2357	...	2357			
		3	527	...	527	386	4	390	79	...	79	992	4	996			
M.		1	1992	1	1993	354	...	354	204	...	204	2550	1	2551			
N.		1	411	227	638	44	...	49	14	...	14	466	235	701			
		2	9	8	17	9	8	17			
VII.	O	1	14,371	14,428	28,799	15,572	13,227	28,799	1,290	1,168	2,458	31,233	28,823	60,056			
		2	36	22	58	111	53	164	12	12	24	159	87	246			
VIII.	P.	1	528	275	803	168	52	220	48	17	65	744	344	1,088			

COLONY OF NATAL. CENSUS, 1904.

Diagram showing the Occupations of "Europeans or Whites," classified according to the different Orders, according to the Census of April, 1904.



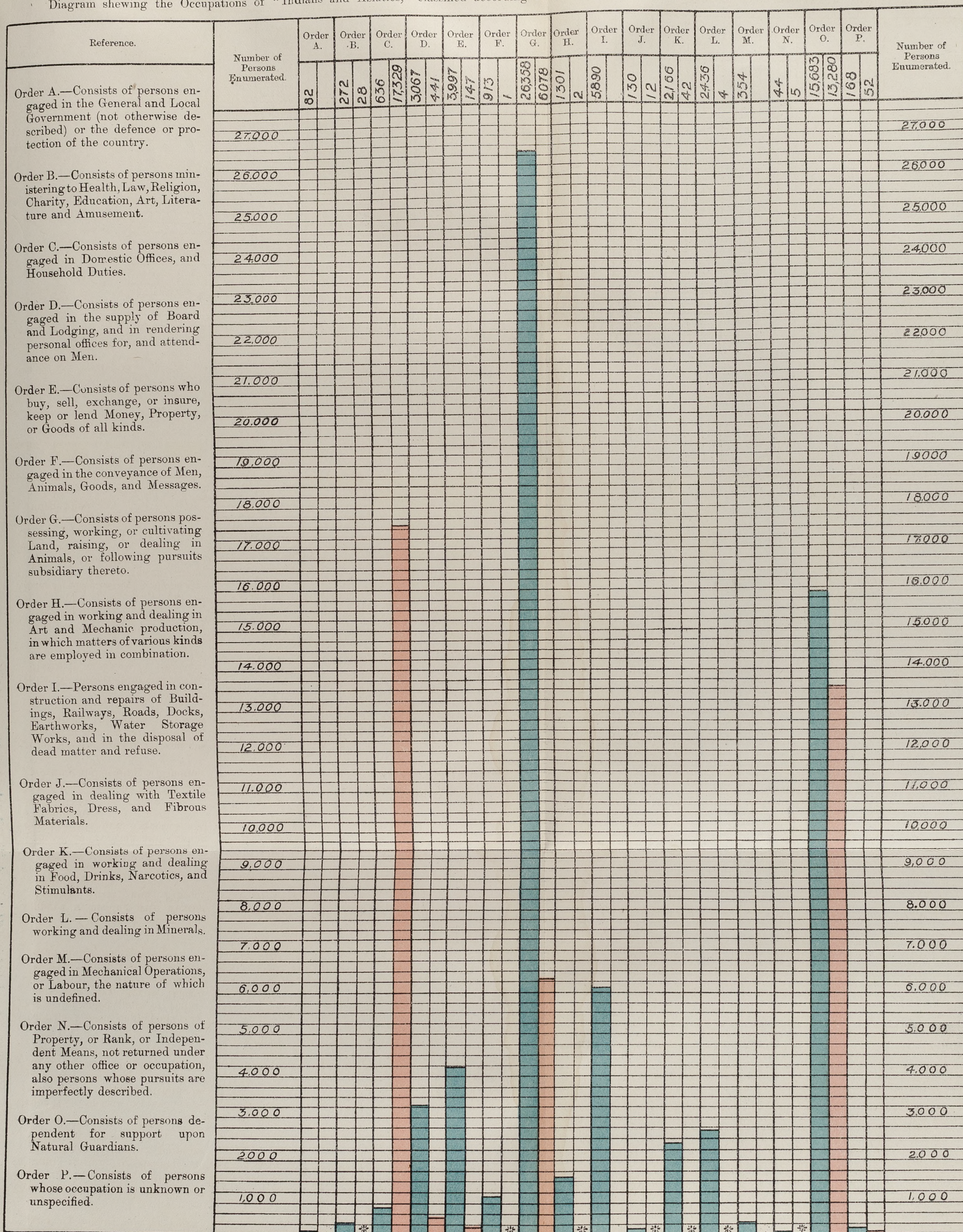
MALE. FEMALE.

NOTE.—The space between any two of the cross lines represents 250 persons.

* This star denotes that the numbers are so small as to be graphically indefinable.

COLONY OF NATAL. CENSUS, 1904.

Diagram shewing the Occupations of "Indians and Asiatics," classified according to the different Orders, according to the Census of April, 1904.



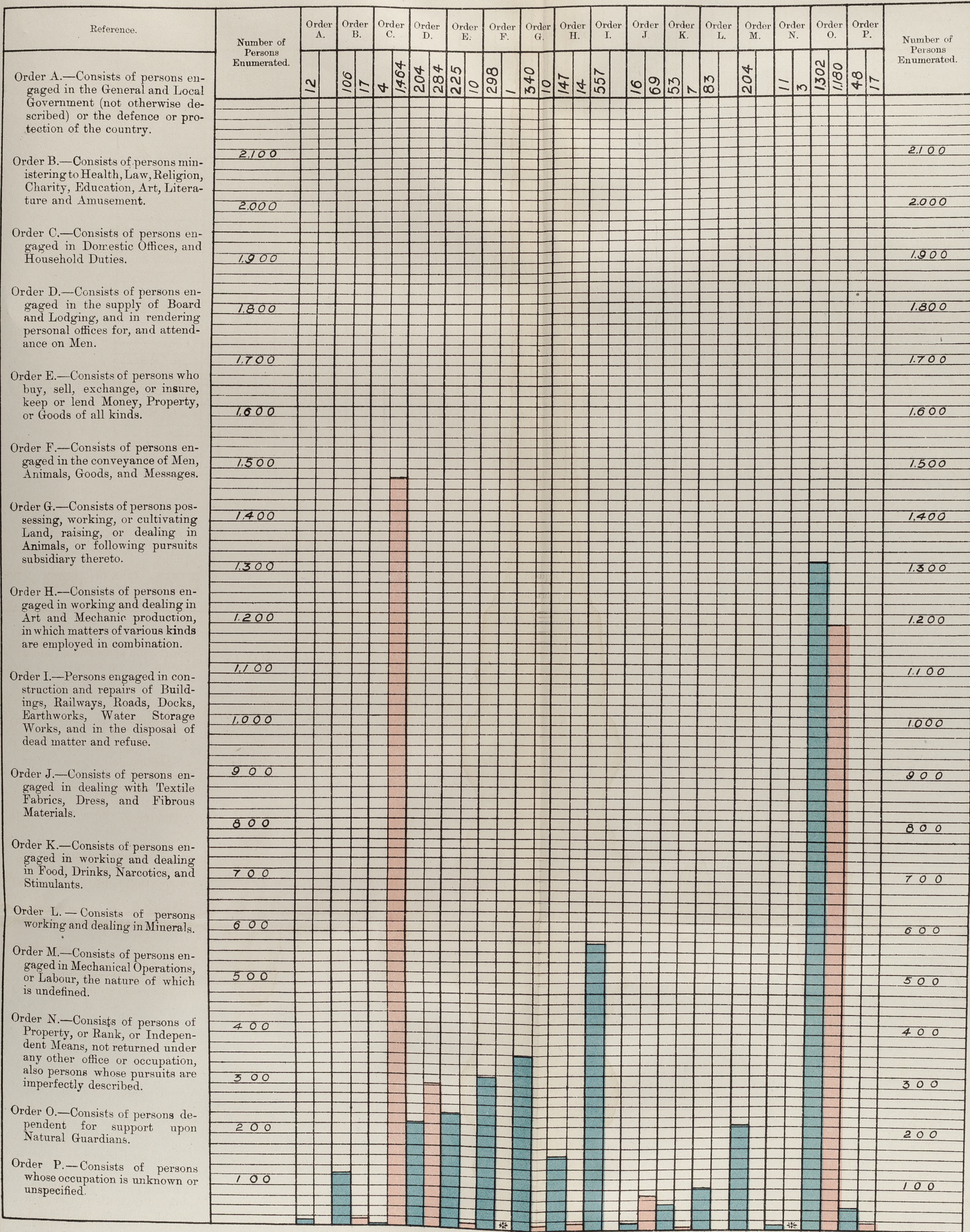
Note.—The space between any two of the cross lines represents 250 persons.

* This star denotes that the numbers are so small as to be graphically indefinable.

MALE. FEMALE

COLONY OF NATAL. CENSUS, 1904.

Diagram showing the Occupations of "Mixed and Other" Races, classified according to the different Orders, according to the Census of April, 1904.



MALE FEMALE

NOTE.—The space between any two of the cross lines represents 20 persons.
* This star denotes that the numbers are so small as to be graphically indefinable.